



US00D419922S

# United States Patent [19]

Yamase et al.

[11] Patent Number: **Des. 419,922**

[45] Date of Patent: **\*\* Feb. 1, 2000**

[54] **MOTORCYCLE**

[75] Inventors: **Shinichi Yamase; Eiji Toriyama**, both of Saitama, Japan

[73] Assignee: **Honda Giken Kogyo Kabushiki Kaisha**, Tokyo, Japan

[\*\*] Term: **14 Years**

[21] Appl. No.: **29/096,526**

[22] Filed: **Nov. 13, 1998**

[30] **Foreign Application Priority Data**

May 13, 1998 [JP] Japan ..... 10-13437

[51] **LOC (7) Cl.** ..... **12-11**

[52] **U.S. Cl.** ..... **D12/110**

[58] **Field of Search** ..... D12/110; 180/219

[56] **References Cited**

**U.S. PATENT DOCUMENTS**

D. 384,601	10/1997	Hiruma et al.	.....	D12/110
D. 385,226	10/1997	Mogi et al.	.....	D12/110
D. 387,017	12/1997	Wakita et al.	.....	D12/110
D. 395,849	7/1998	Maruyama et al.	.....	D12/110

**FOREIGN PATENT DOCUMENTS**

9-25436 5/1995 Japan .  
9-25640 5/1995 Japan .

*Primary Examiner*—Pamela Burgess  
*Attorney, Agent, or Firm*—Birch, Stewart, Kolasch & Birch, LLP

[57] **CLAIM**

The ornamental design for a motorcycle, as shown and described.

**DESCRIPTION**


FIG. 1 is a front right perspective view of a motorcycle showing our new design; FIG. 2 is a front left perspective view thereof; FIG. 3 is a rear right perspective view thereof; FIG. 4 is a rear left perspective view thereof; FIG. 5 is a right side elevational view thereof; FIG. 6 is a left side elevational view thereof; FIG. 7 is a front elevational view thereof; FIG. 8 is a rear elevational view thereof; and, FIG. 9 is a top plan view thereof.

**1 Claim, 6 Drawing Sheets**





**FIG. 1**




**FIG. 2**




**FIG. 3**



**FIG. 4**



**FIG. 5**




**FIG. 6**



**FIG. 7**



**FIG. 8**



**FIG. 9**