



US00D419920S

United States Patent [19]

Kondo et al.

[11] **Patent Number: Des. 419,920**

[45] **Date of Patent: ** Feb. 1, 2000**

[54] **TRUCK**

[75] Inventors: **Hideo Kondo**, Okazaki; **Kengo Iwanaga**, Hachioji; **Yusuke Fukushima**, Hino, all of Japan

[73] Assignee: **Toyota Jidosha K.K.**, Japan

[**] Term: **14 Years**

[21] Appl. No.: **29/075,611**

[22] Filed: **Sep. 3, 1997**

Related U.S. Application Data

[63] Continuation of application No. 29/058,399, Jul. 30, 1996, abandoned.

[51] **LOC (7) Cl.** **12-08**

[52] **U.S. Cl.** **D12/98**

[58] **Field of Search** D12/98, 93; 296/183

[56] References Cited

U.S. PATENT DOCUMENTS

D. 336,266 6/1993 Hunter et al. D12/98

D. 357,213 4/1995 Hunter et al. D12/98
D. 369,991 5/1996 Hunter et al. D12/98
D. 372,211 7/1996 Hunter et al. D12/98

Primary Examiner—Melody N. Brown

Attorney, Agent, or Firm—Fred Flam

[57] CLAIM

The ornamental design for a truck, as shown.

DESCRIPTION

FIG. 1 is a front elevational view of a truck showing our new design;

FIG. 2 is a rear elevational view thereof;

FIG. 3 is a right side elevational view thereof;

FIG. 4 is a left side elevational view thereof;

FIG. 5 is a top plan view thereof;

FIG. 6 is a front and left side perspective view thereof;

FIG. 7 is a rear and right side perspective view thereof; and,

FIG. 8 is an enlarged fragmented front and left side perspective view thereof, similar to FIG. 6.

1 Claim, 5 Drawing Sheets





FIGURE 1



FIGURE 2

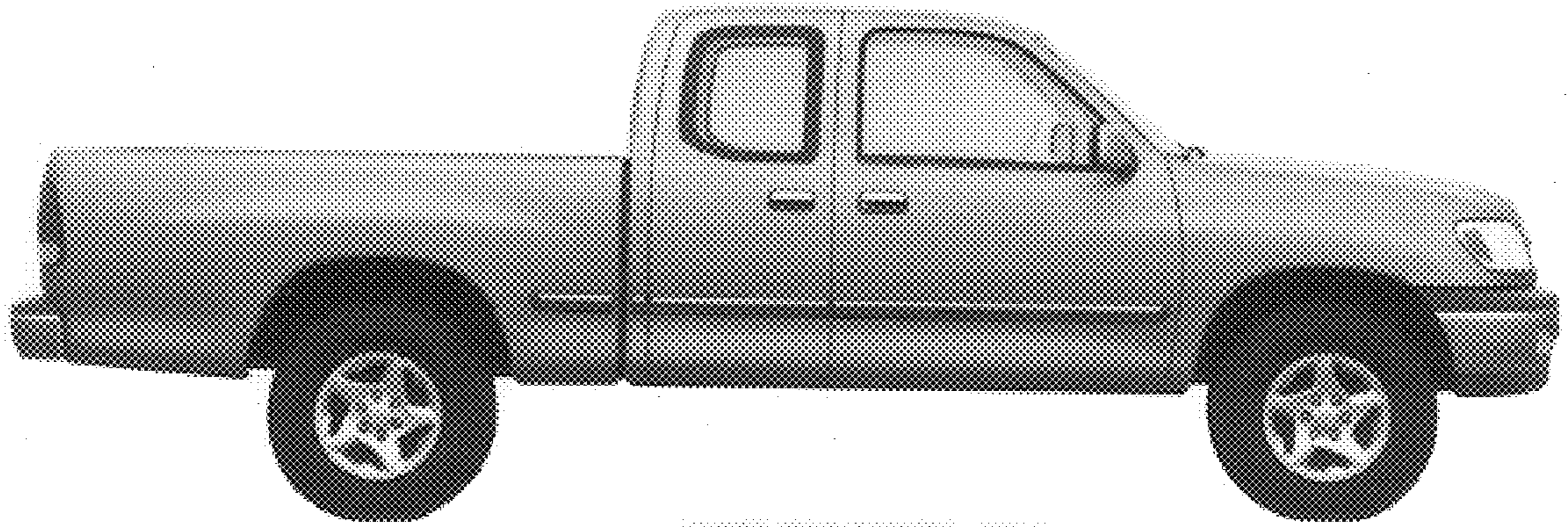


FIGURE 3




FIGURE 4




FIGURE 5



FIGURE 6



FIGURE 7



FIGURE 8