



US00D419913S

United States Patent [19]

[11] Patent Number: Des. 419,913

Thomas et al.

[45] Date of Patent: ** Feb. 1, 2000

[54] PLANT FLAT

[57] CLAIM

[75] Inventors: **Berl M. Thomas**, Bradenton, Fla.;
Nathan Musgrove, Athens, Ga.

The ornamental design for a plant flat, as shown and described.

[73] Assignee: **Speedling, Inc.**, Sun City, Fla.

DESCRIPTION

[**] Term: **14 Years**

FIG. 1 is a top plan view of a plant flat first embodiment of our new and ornamental design;

[21] Appl. No.: **29/095,938**

FIG. 2 is an enlarged sectional view taken along lines 2—2 of FIG. 1;

[22] Filed: **Nov. 2, 1998**

FIG. 3 is a bottom plan view of the first embodiment;

[51] LOC (7) Cl. **11-02**

FIG. 4 is an end elevation view of the first embodiment, the opposite end being identical;

[52] U.S. Cl. **D11/156**

FIG. 5 is a top plan view of a plant flat second embodiment of our new and ornamental design;

[58] Field of Search D11/143, 155;
D6/405; 47/65.5, 65.9, 66.1, 73, 77; 248/27.8;
206/423, 558, 564

FIG. 6 is an enlarged sectional view taken along lines 6—6 of FIG. 5;

[56] References Cited

FIG. 7 is a bottom plan view of the second embodiment;

U.S. PATENT DOCUMENTS

FIG. 8 is an end elevation view of the second embodiment, the opposite end being identical;

D. 298,924	12/1988	Saarinen	D11/155
D. 324,834	3/1992	Saarinen	D11/155
D. 325,714	4/1992	Karhiniemi et al.	D11/155
D. 381,933	8/1997	Van Wingerden	D11/155
D. 401,530	11/1998	Keskilohko	D11/155
5,664,370	9/1997	Boudreau et al.	47/87

FIG. 9 is a top plan view of a plant flat third embodiment of our new and ornamental design;

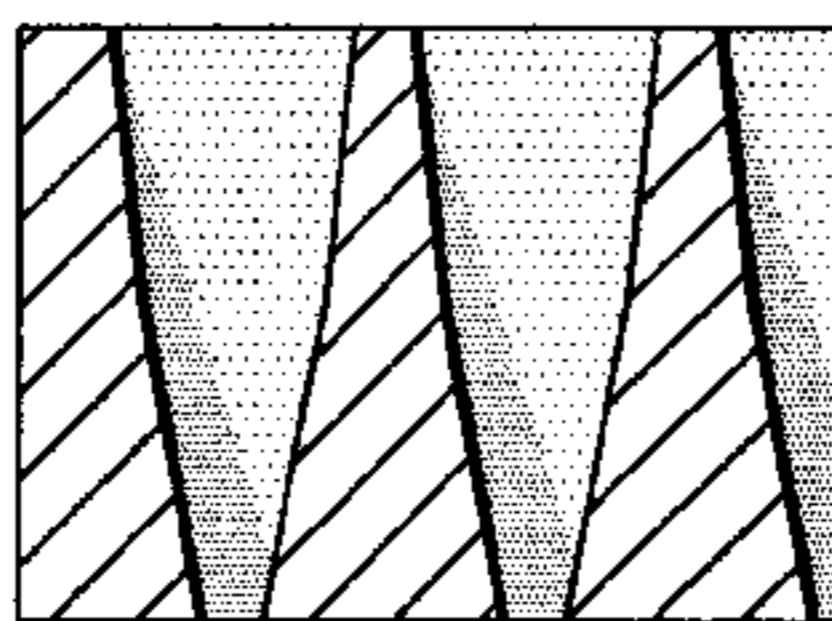

Primary Examiner—Doris V. Coles
Assistant Examiner—Linda Brooks
Attorney, Agent, or Firm—Thelen Reid & Priest

FIG. 10 is an enlarged sectional view taken along lines 10—10 of FIG. 9;

1 Claim, 6 Drawing Sheets

FIG. 11 is a bottom plan view of the third embodiment; and,

FIG. 12 is an end elevation view of the third embodiment, the opposite end being identical.






FIG. 1

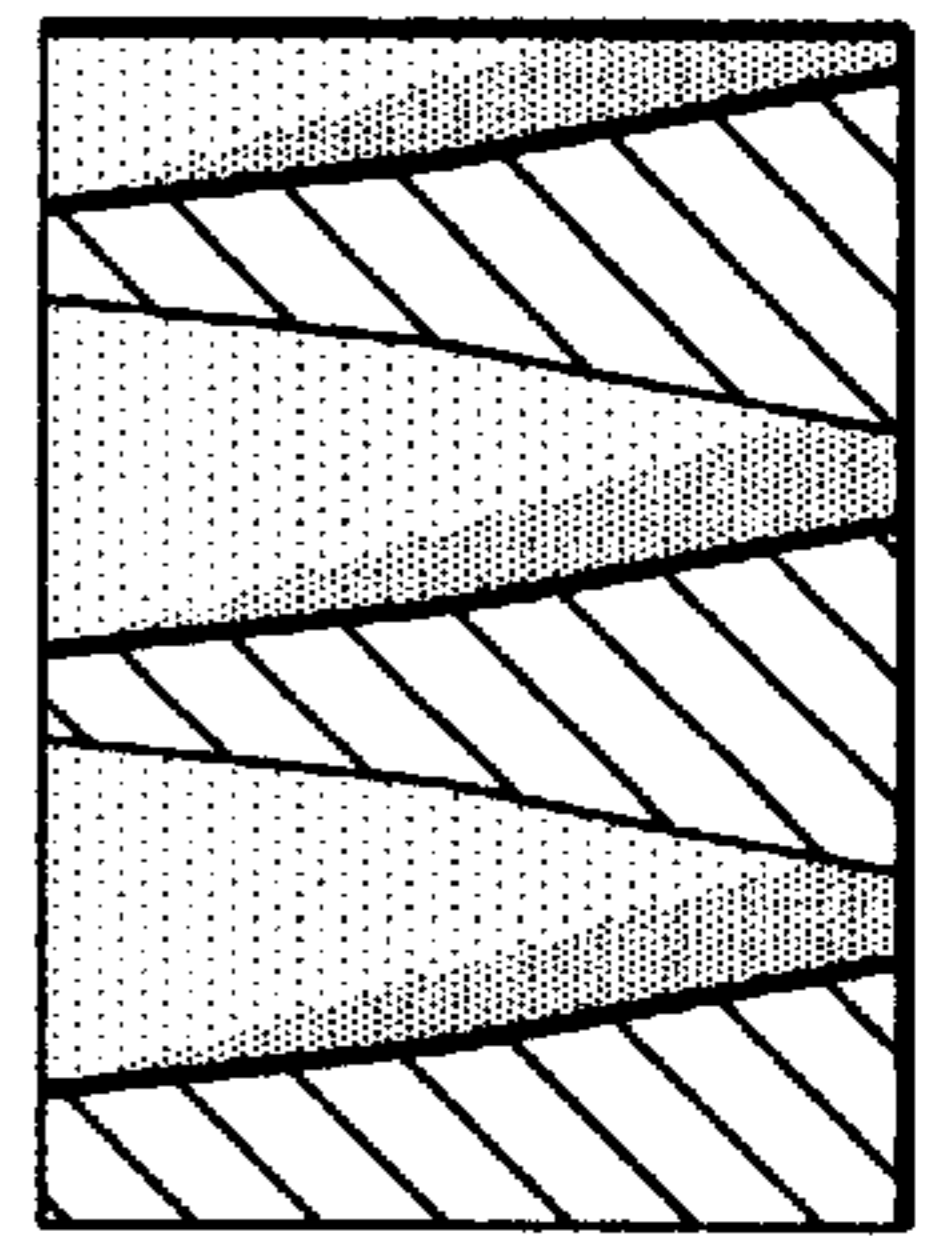


FIG. 2




FIG. 3

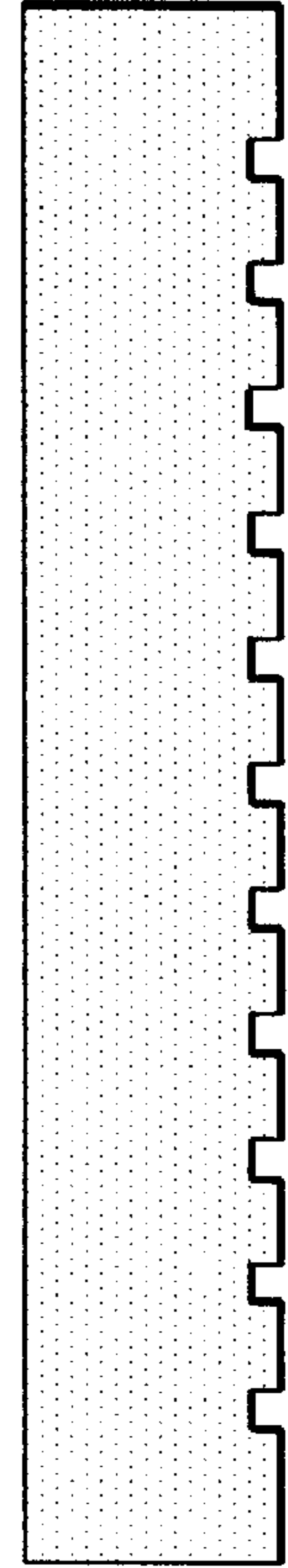


FIG. 4




FIG. 5

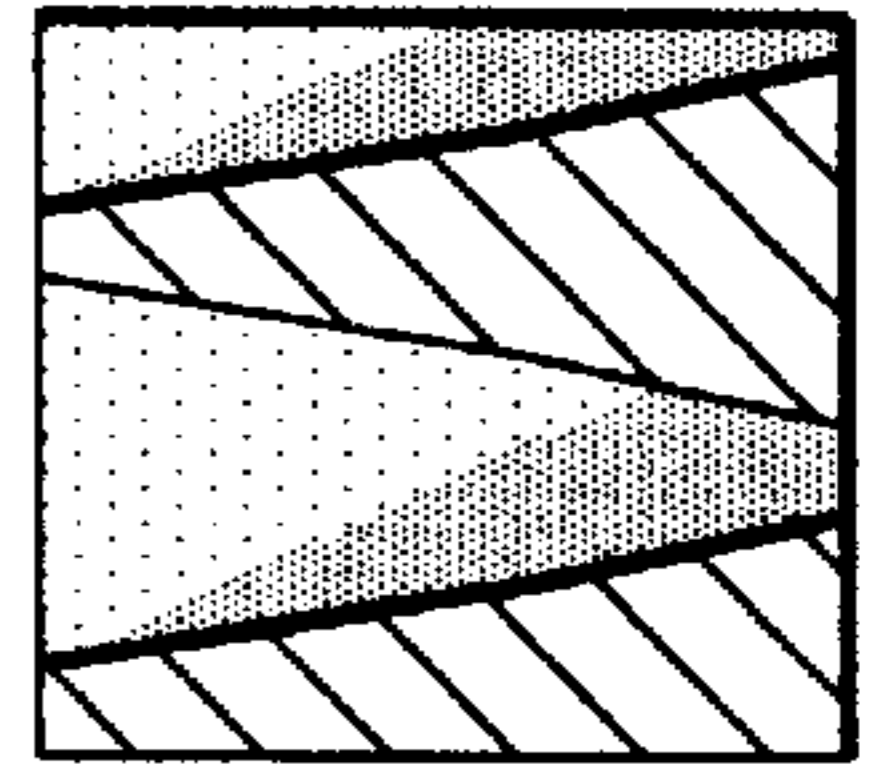


FIG. 6




FIG. 7

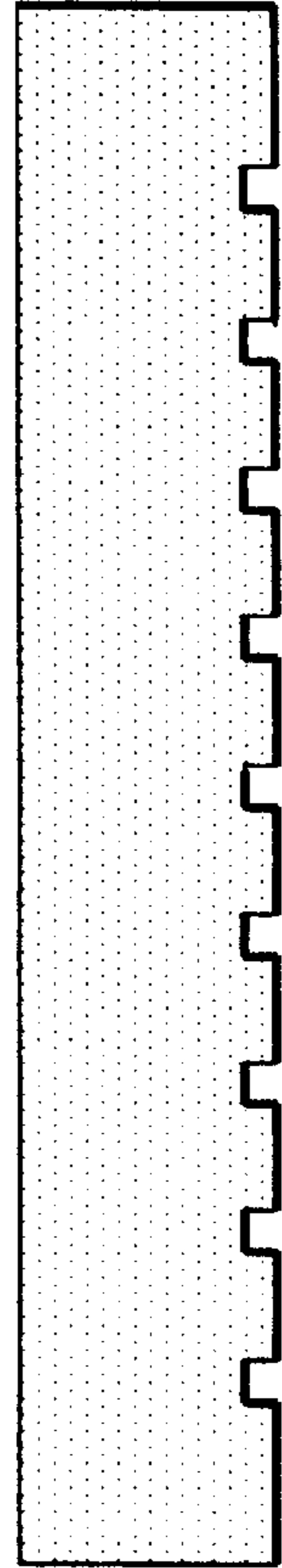


FIG. 8

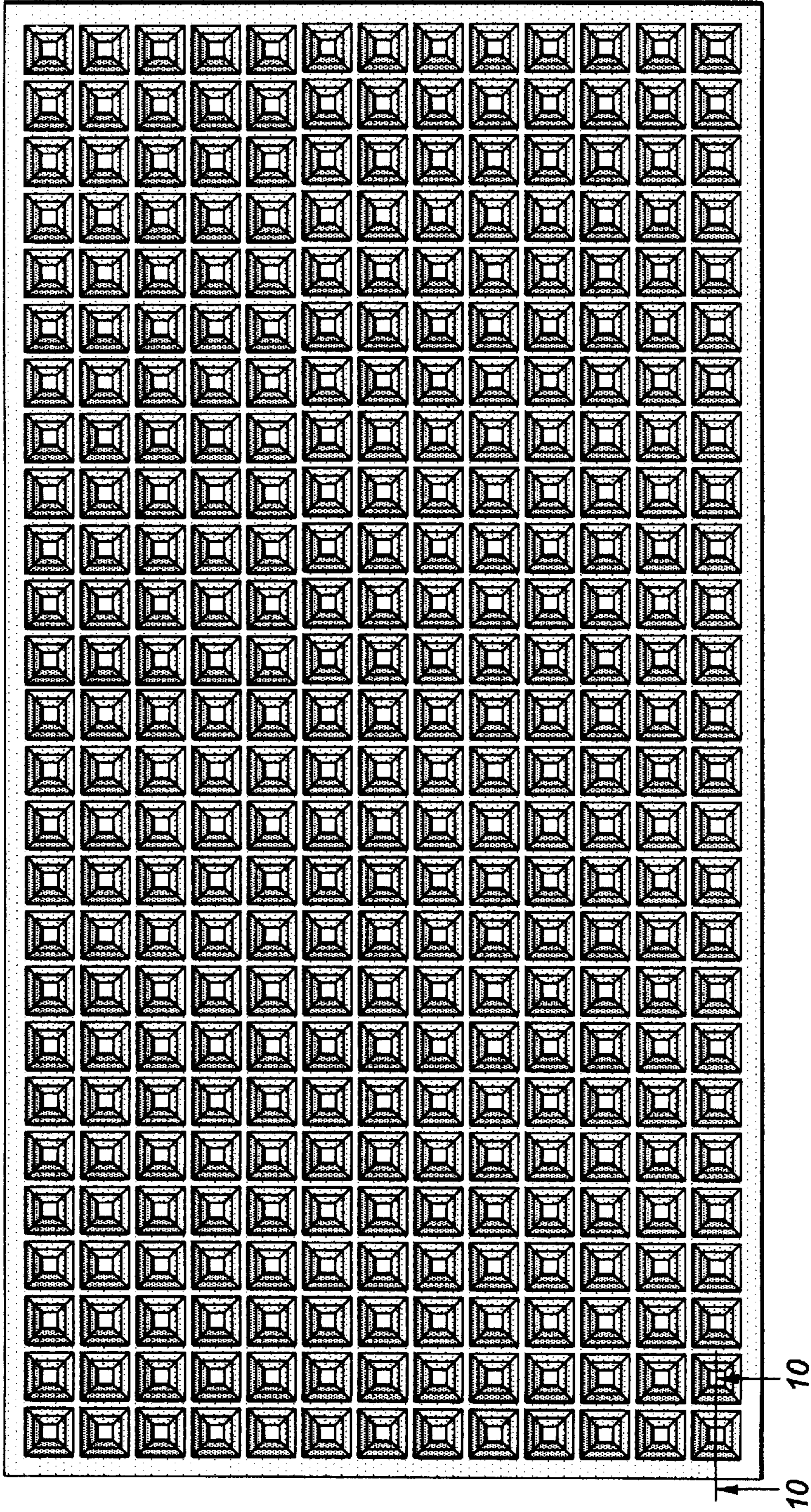


FIG. 9

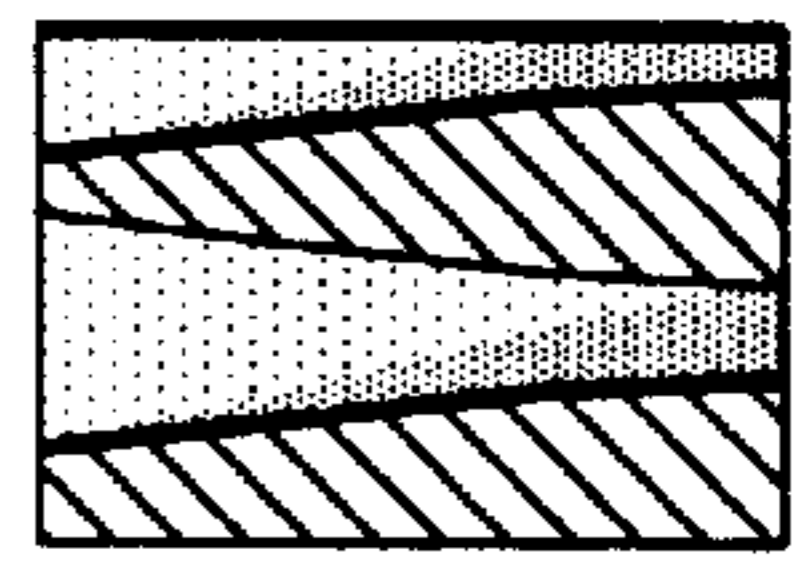


FIG. 10




FIG. 11

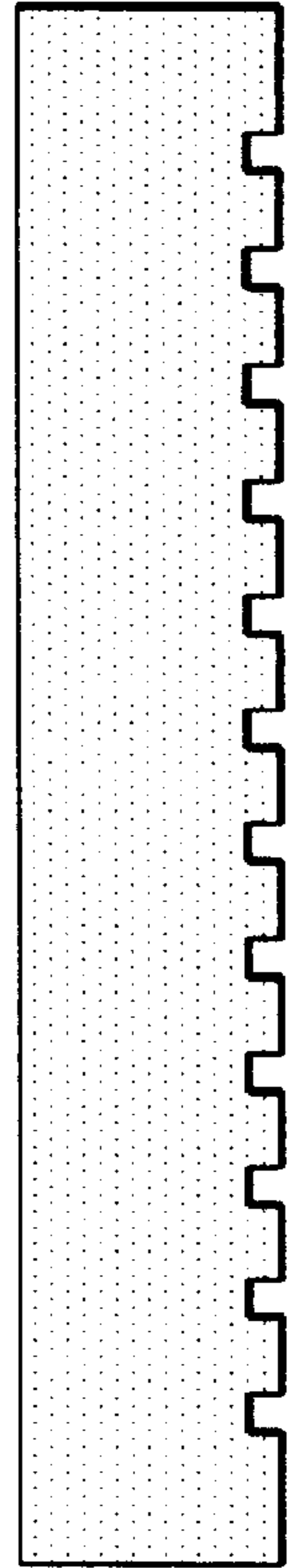


FIG. 12