



US00D419912S

United States Patent [19] Park

[11] **Patent Number: Des. 419,912**

[45] **Date of Patent: ** Feb. 1, 2000**

[54] **DECORATIVE WALL PLATE**

[76] Inventor: **Hyung Man Park**, 583, Chisan-Ri,
Habuk-Myun, Yangsan,
Kyungsangnam-Do, Rep. of Korea

[**] Term: **14 Years**

[21] Appl. No.: **29/099,835**

[22] Filed: **Jan. 28, 1999**

[51] **LOC (7) Cl.** **11-02**

[52] **U.S. Cl.** **D11/137; D25/146**

[58] **Field of Search** D11/117, 131-133,
D11/137; D8/368; D25/145, 146; 428/542.2-542.6,
913.3

[56] **References Cited**

U.S. PATENT DOCUMENTS

D. 22,522 6/1893 Tonetti D11/137
D. 80,789 3/1930 Gray D25/146

D. 116,468 9/1939 Meisel D11/137
D. 145,860 10/1946 Russo D11/137
D. 234,852 4/1975 Allen D11/132
D. 408,321 4/1999 Park D11/137

Primary Examiner—Dominic Simone

[57] **CLAIM**

The ornamental design for a decorative wall plate, as shown.

DESCRIPTION

FIG. 1 is a perspective view of the decorative wall plate showing my new design;
FIG. 2 is a front elevational view thereof;
FIG. 3 is a rear elevational view thereof;
FIG. 4 is a right side elevational view thereof;
FIG. 5 is a left side elevational view thereof;
FIG. 6 is a top plan view thereof; and,
FIG. 7 is a bottom plan view thereof.

1 Claim, 4 Drawing Sheets



Fig. 1.




Fig. 2.




Fig. 3.

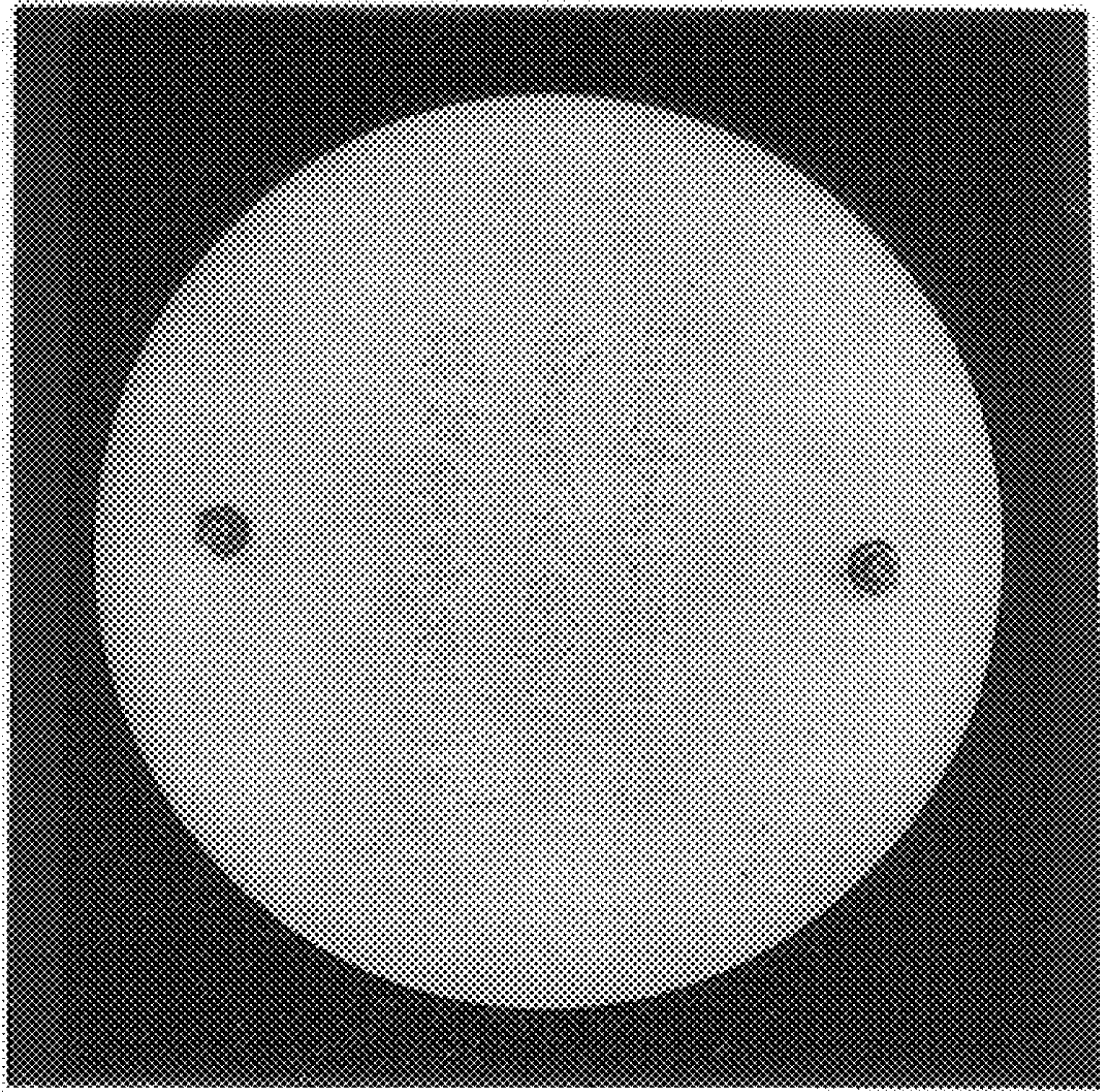


Fig. 4.




Fig. 5.




Fig. 6.




Fig. 7.

