



US00D419908S

United States Patent [19]

Leonard

[11] Patent Number: **Des. 419,908**

[45] Date of Patent: **** Feb. 1, 2000**

[54] **DECORATIVE CONNECTOR BETWEEN AN EARRING AND A HAIR APPLIANCE**

[76] Inventor: **Grace Leonard**, 1016 Ray St., Geneva, Ill. 60134

[**] Term: **14 Years**

[21] Appl. No.: **29/081,093**

[22] Filed: **Dec. 19, 1997**

Related U.S. Application Data

[62] Division of application No. 29/046,144, Nov. 8, 1995, Pat. No. Des. 388,011.

[51] **LOC (7) Cl.** **11-01**

[52] **U.S. Cl.** **D11/86; D11/40**

[58] **Field of Search** D11/1, 2, 8, 40, D11/41, 44, 48, 53, 54, 56, 75, 79, 86, 87; 63/1.1, 1.11, 2, 4, 12, 14.1, 14.2, 21, 24

[56] References Cited

U.S. PATENT DOCUMENTS

D. 153,361 4/1949 Katz D11/8

D. 313,571	1/1991	Brom	D11/86
D. 388,011	12/1997	Leonard	D11/40
D. 388,356	12/1997	Lucas, II et al.	D11/86
1,556,106	10/1925	Hamilton	63/1.11

Primary Examiner—Caron D. Veynar
Attorney, Agent, or Firm—Robert W. Becker & Associates

[57] CLAIM

The ornamental design for a decorative connector between an earring and a hair appliance, as shown and described.

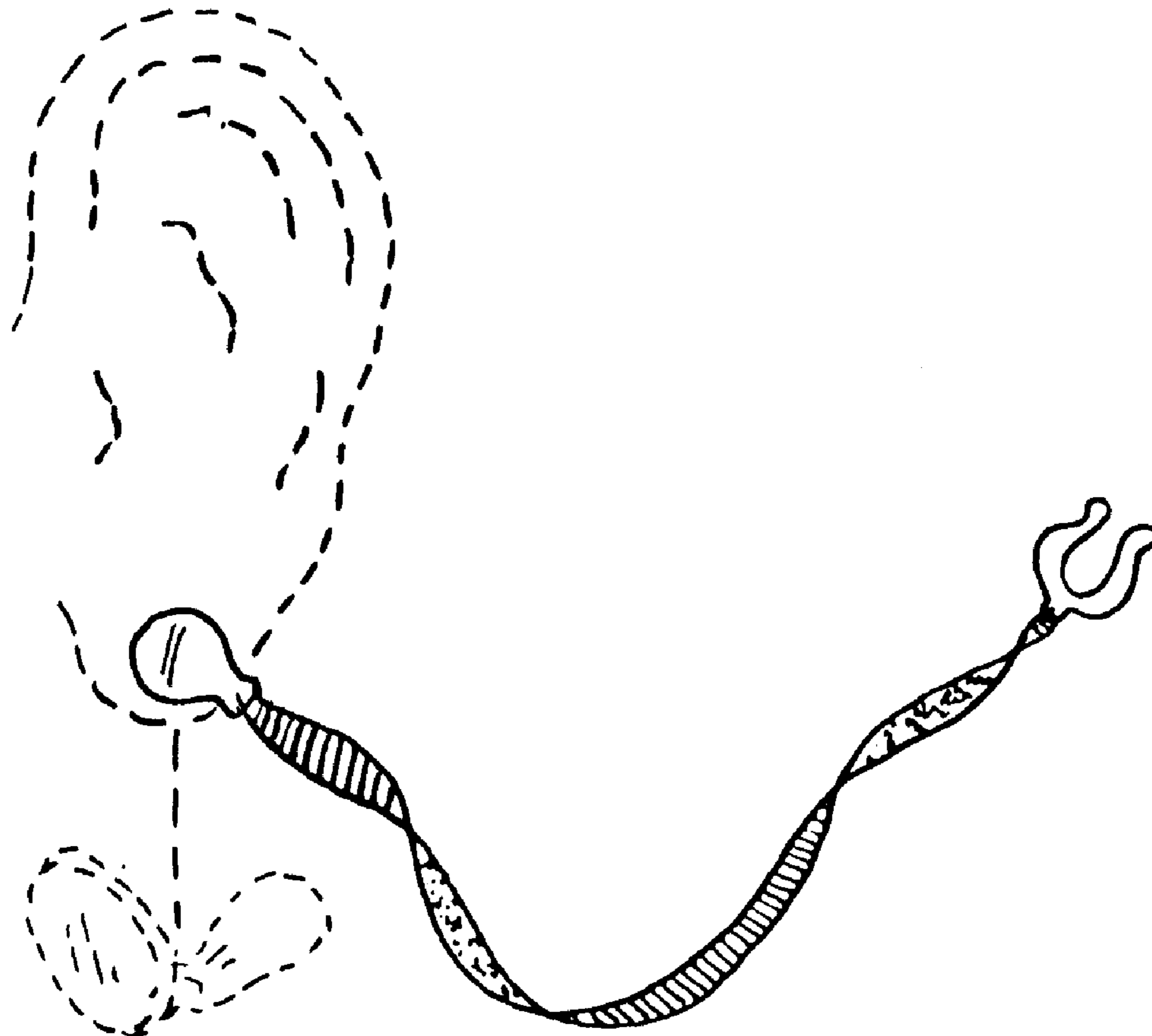
DESCRIPTION

FIG. 1 is a perspective view of the decorative connector between an earring and a hair appliance showing my new design; and,

FIG. 2 is a front perspective view shown on an enlarged scale.

The broken line showings in FIGS. 1 and 2 are for illustrative purposes only and form no part of the claimed design.

1 Claim, 1 Drawing Sheet






FIG-1

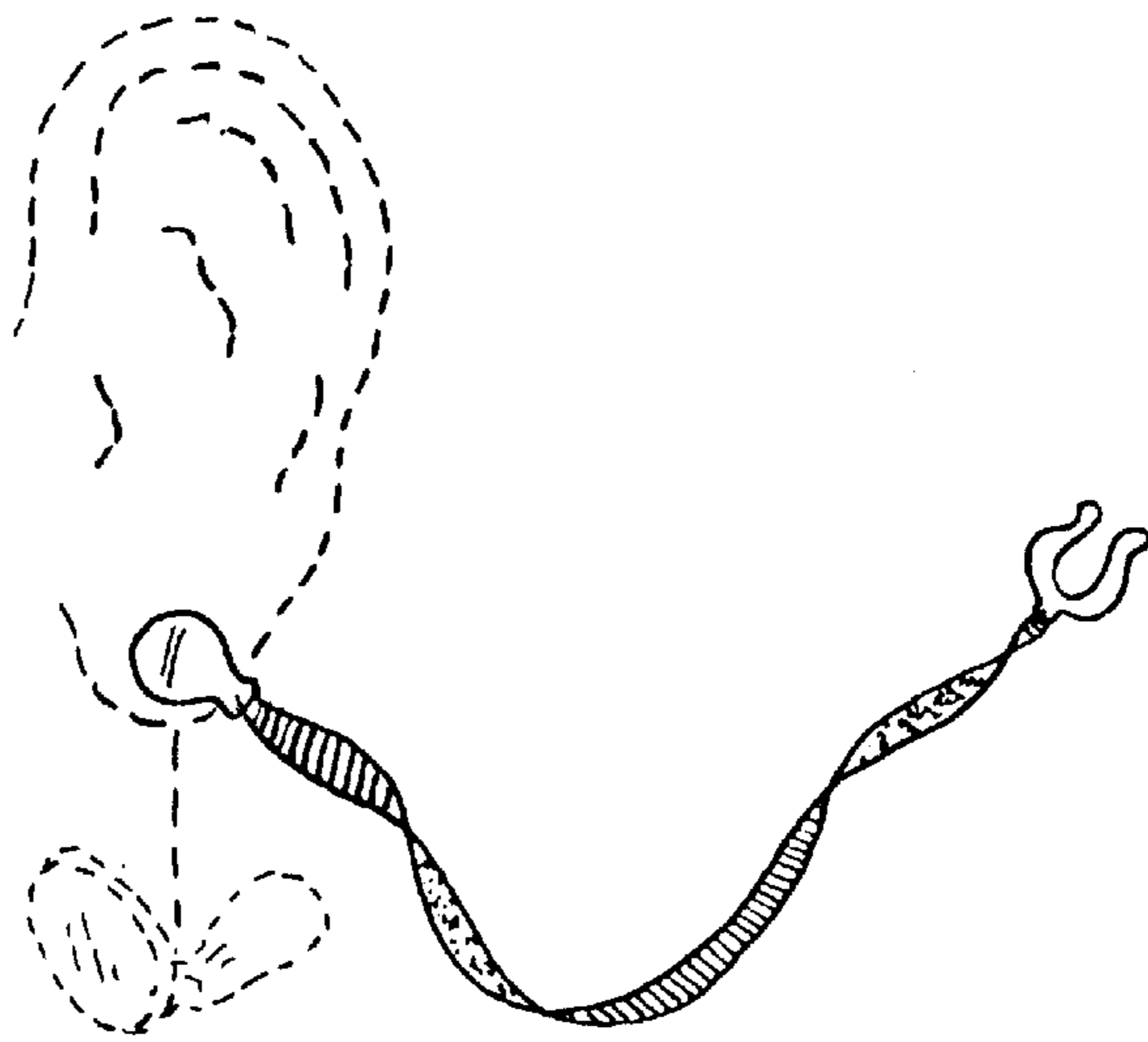


FIG-2