



US00D419895S

United States Patent [19]

Nagashima et al.

[11] Patent Number: **Des. 419,895**

[45] Date of Patent: **** Feb. 1, 2000**

[54] **HEALTH METER**

[75] Inventors: **Mituyoshi Nagashima; Minoru Koide; Yoshiyuki Nakagawa; Minori Kamidate**, all of Saitama, Japan

[73] Assignee: **Citizen Watch Co., Ltd.**, Tokyo, Japan

[**] Term: **14 Years**

[21] Appl. No.: **29/094,742**

[22] Filed: **Oct. 9, 1998**

[30] **Foreign Application Priority Data**

Jul. 15, 1998 [JP] Japan 10-20247

[51] **LOC (7) Cl.** **10-04**

[52] **U.S. Cl.** **D10/92**

[58] **Field of Search** D10/92; 177/210 R, 177/210 FP, 238-246, DIG. 4, DIG. 5

[56] **References Cited**

U.S. PATENT DOCUMENTS

D. 305,994 2/1990 Carnevale D10/92

D. 328,715 8/1992 Storsberg D10/92
D. 331,714 12/1992 Storsberg D10/92

Primary Examiner—Antoine Duval Davis
Attorney, Agent, or Firm—Birch, Stewart, Kolasch & Birch, LLP.

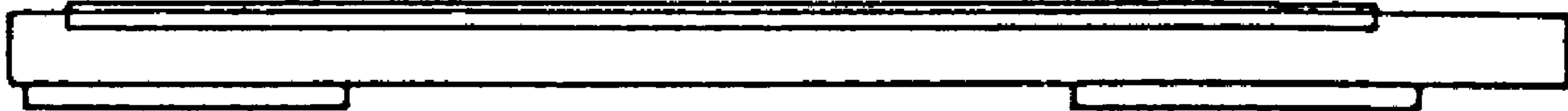
[57] **CLAIM**

The ornamental design for a health meter, as shown and described.

DESCRIPTION

FIG. 1 is a front, elevational view of the health meter showing our new design;
FIG. 2 a rear, elevational view of the health meter showing our new design;
FIG. 3 is a top, plan view of the health meter of FIG. 1;
FIG. 4 is a right, side view of the health meter of FIG. 1, the left-side being a mirror image thereof; and,
FIG. 5 is a top plan view similar to FIG. 3 with the health meter turned on.
The bottom view and indica do not constitute apart of the claimed design.

1 Claim, 1 Drawing Sheet






Fig. 1




Fig. 2




Fig. 3




Fig. 4




Fig. 5