



US00D419852S

# United States Patent [19] Cheng

[11] **Patent Number: Des. 419,852**

[45] **Date of Patent: \*\* Feb. 1, 2000**

[54] **HANDLE OF FOLDING KNIFE**

[75] Inventor: **Yang-Fu Cheng**, Taipei, Taiwan

[73] Assignee: **Kantas Products Co., Ltd.**, Taipei, Taiwan

[\*\*] Term: **14 Years**

[21] Appl. No.: **29/098,665**

[22] Filed: **Jan. 4, 1999**

[51] **LOC (7) Cl. .... 08-03**

[52] **U.S. Cl. .... D8/107**

[58] **Field of Search** ..... D7/393, 649; D8/99, D8/100, 107; D22/118; 16/110.1, 111.1, 430; 30/153, 155, 164

[56] **References Cited**

**U.S. PATENT DOCUMENTS**

- D. 367,599 3/1996 Sakai ..... D8/99
- D. 373,521 9/1996 Applegate et al. .... D8/99
- D. 397,017 8/1998 Pardue ..... D8/99

- D. 410,186 5/1999 Balolia ..... D8/99
- D. 410,187 5/1999 Balolia ..... D8/99
- D. 411,091 6/1999 Halligan ..... D8/99

*Primary Examiner*—James Gandy  
*Assistant Examiner*—Reid Hecker  
*Attorney, Agent, or Firm*—Bacon & Thomas, PLLC

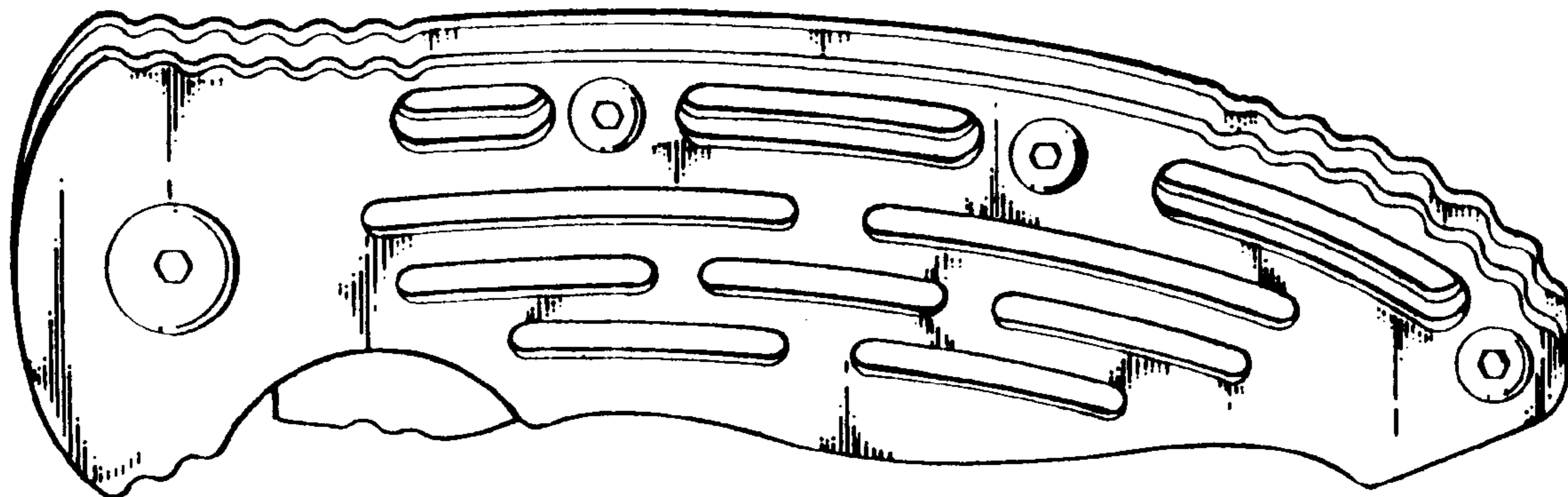
[57] **CLAIM**

The ornamental design for handle of folding knife, as shown and described.

**DESCRIPTION**

FIG. 1 is a front and top perspective view of a handle of folding knife showing my new design.  
FIG. 2 is a front elevational view thereof;  
FIG. 3 is a rear elevational view thereof;  
FIG. 4 is a left side elevational view thereof;  
FIG. 5 is a right side elevational view thereof;  
FIG. 6 is a top plan view thereof; and,  
FIG. 7 is a bottom plan view thereof.

**1 Claim, 4 Drawing Sheets**



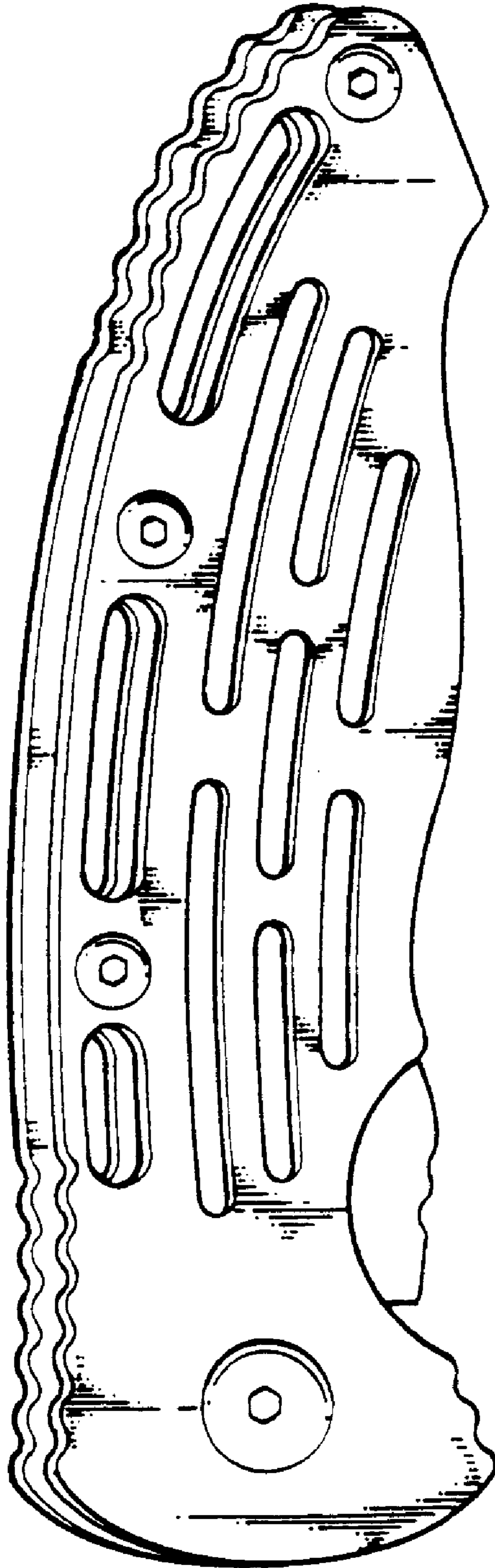


FIG 1

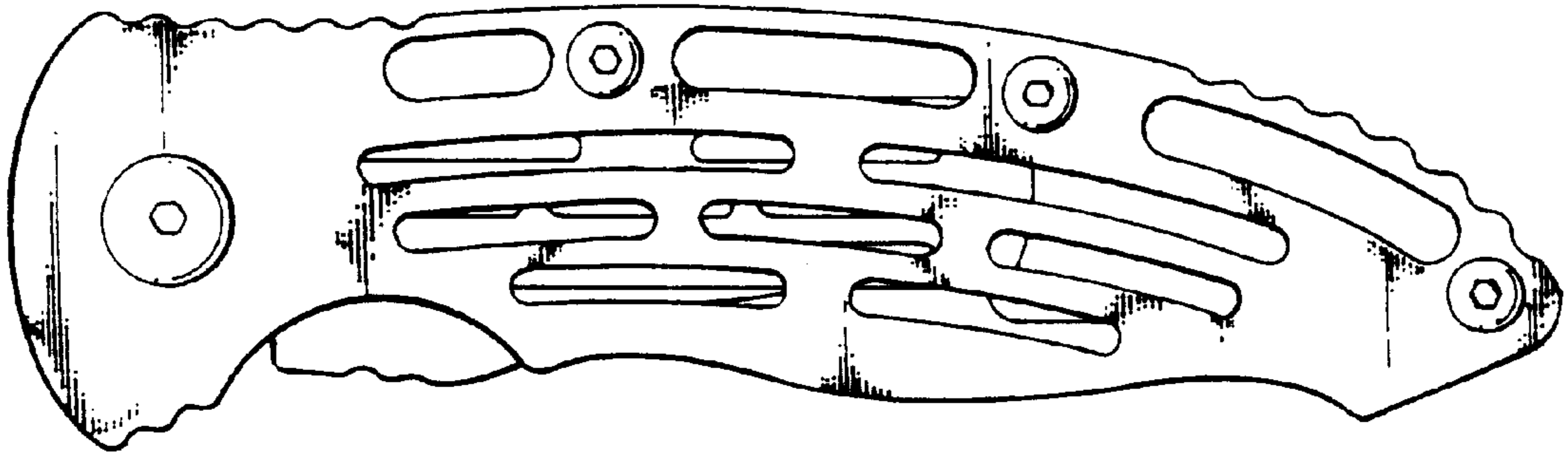


FIG 2

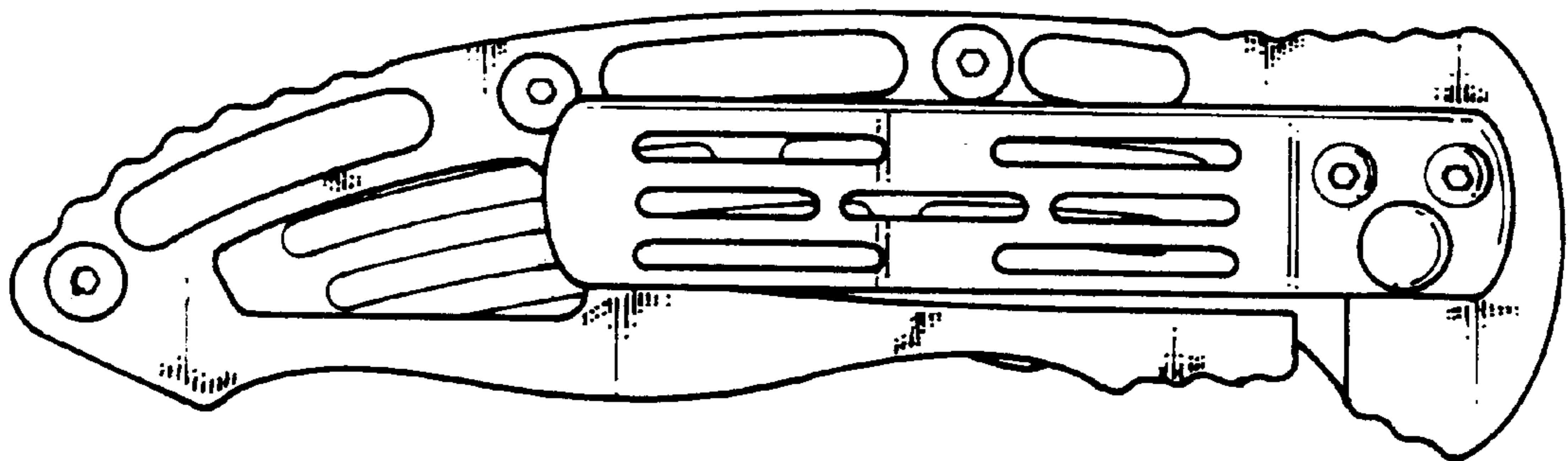


FIG 3




FIG 5

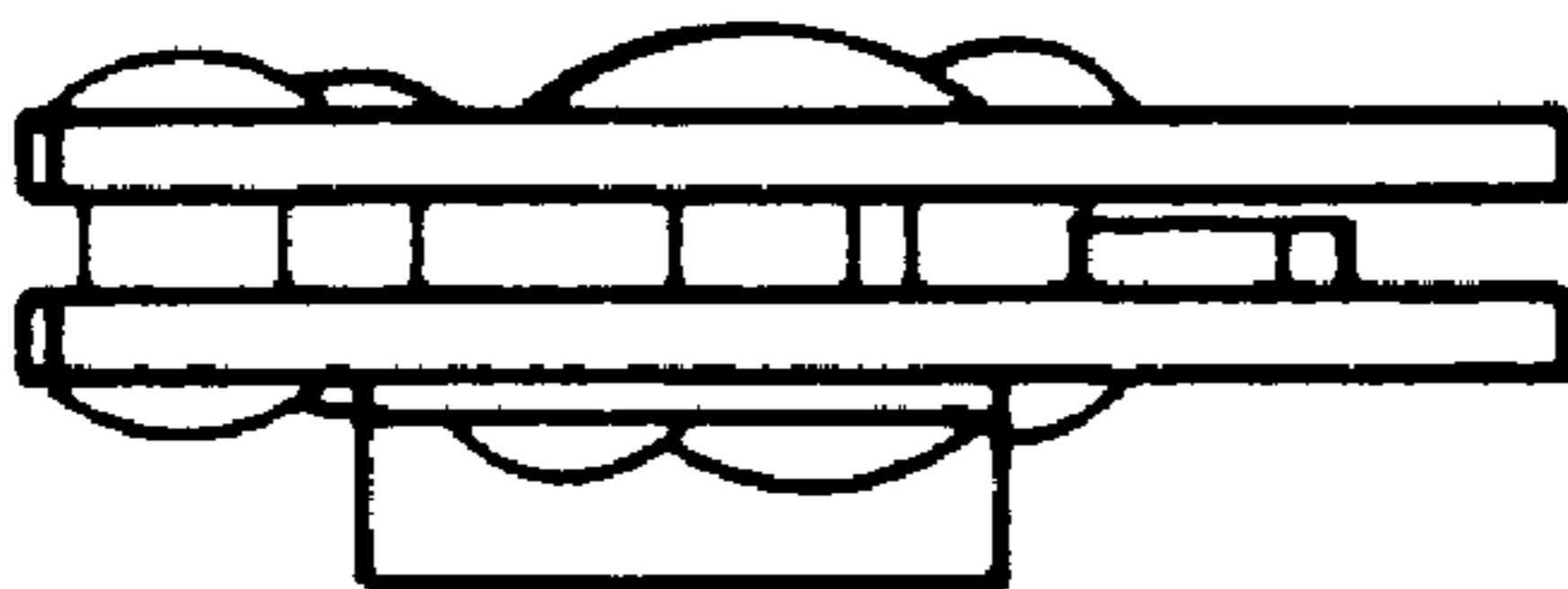


FIG 4




FIG 6



FIG 7