



US00D419842S

United States Patent [19]
Olix et al.

[11] **Patent Number: Des. 419,842**
[45] **Date of Patent: ** Feb. 1, 2000**

[54] **ELECTRICIAN'S SCISSORS**

[75] Inventors: **Christopher A. Olix**, Hornell; **Wayne J. West**, Little Genesee, both of N.Y.

[73] Assignee: **Heritage Cutlery, Inc.**, Bolivar, N.Y.

[**] Term: **14 Years**

[21] Appl. No.: **29/098,940**

[22] Filed: **Jan. 8, 1999**

[51] **LOC (7) Cl.** **08-03**

[52] **U.S. Cl.** **D8/57**

[58] **Field of Search** D8/57, 98, 107;
D24/148; 606/174; 30/120, 145, 194, 201,
229, 230, 257

[56] **References Cited**

U.S. PATENT DOCUMENTS

D. 238,141 12/1975 Kahn D8/57

Primary Examiner—Joel Sincavage

Assistant Examiner—Reid Hecker
Attorney, Agent, or Firm—Brown, Pinnisi & Michaels, PC

[57] **CLAIM**

We claim the ornamental design for an electrician's scissors, as shown.

DESCRIPTION

FIG. 1 is a view of one face of the scissors of the invention. FIG. 2 is a side view of the scissors of the invention, from the side of the scissors which is toward the top of the paper in FIG. 1.

FIG. 3 is an end view of the scissors of the invention, from the blade end.

FIG. 4 is an end view of the scissors of the invention, from the handle end.

FIG. 5 is a view of the face of the scissors of the invention, opposite the face shown in FIG. 1; and,

FIG. 6 is a side view of the scissors of the invention, from the opposite side of the scissors from the side shown in FIG. 2.

1 Claim, 2 Drawing Sheets

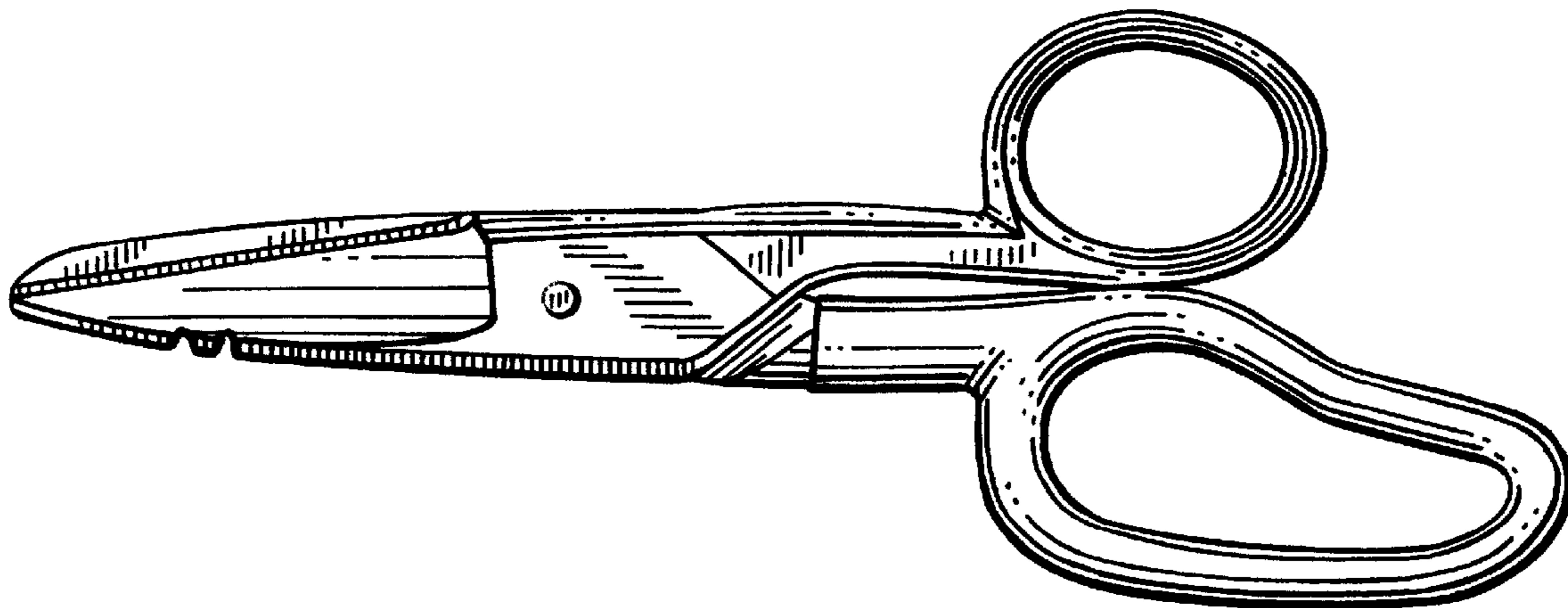


FIG. 1


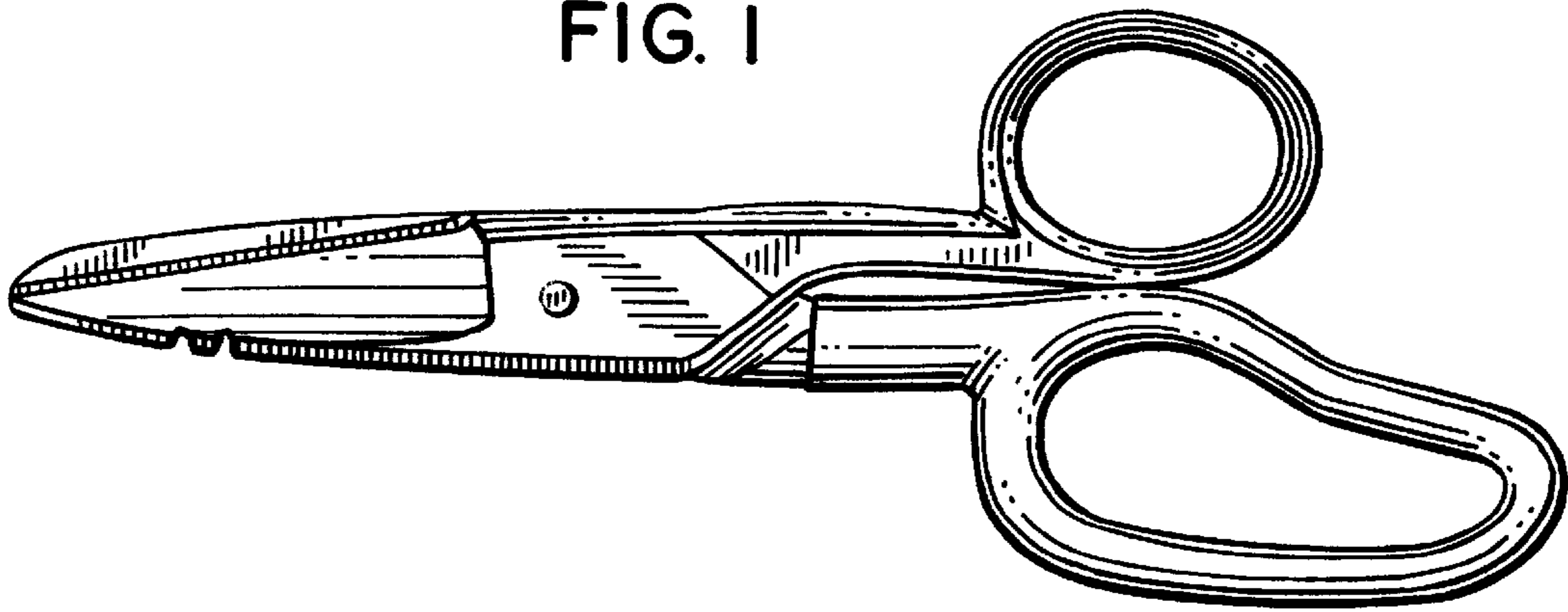


FIG. 2



FIG. 3



FIG. 4

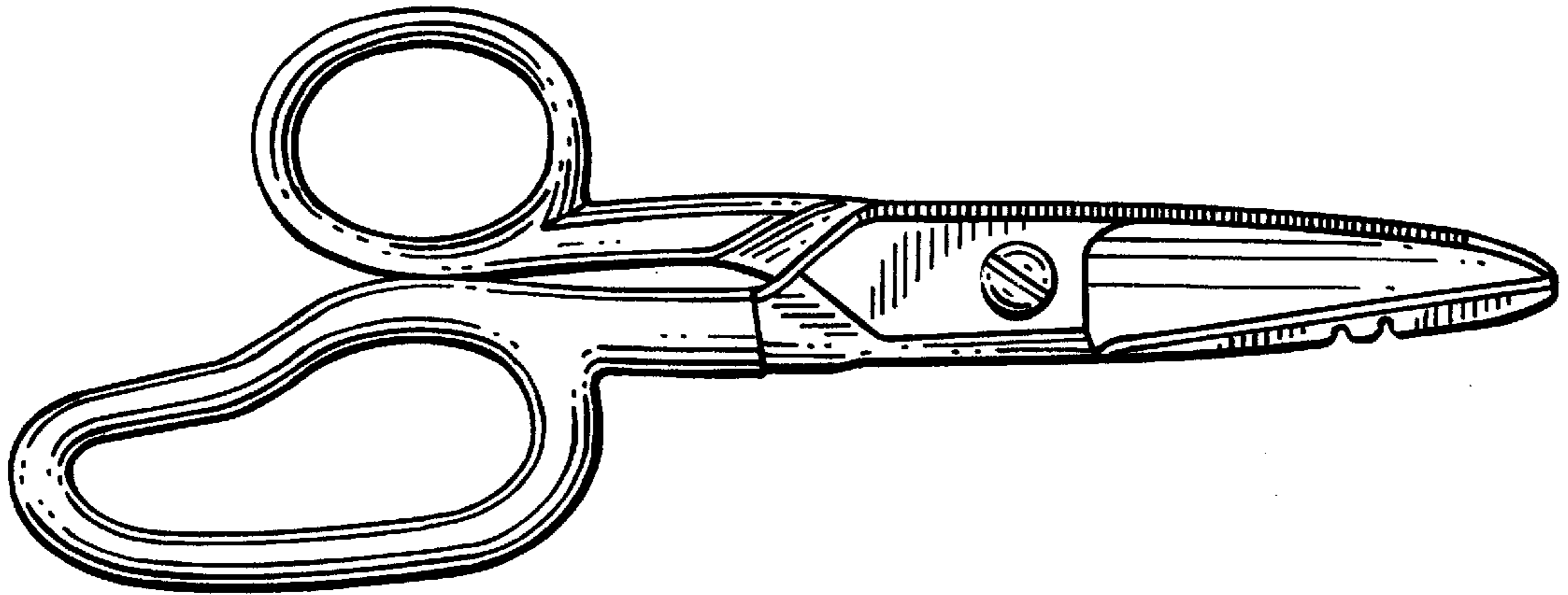


FIG. 5



FIG. 6