



US00D419839S

United States Patent [19]

Schülein et al.

[11] Patent Number: **Des. 419,839**

[45] Date of Patent: **** Feb. 1, 2000**

[54] **CORKSCREW**

[75] Inventors: **Rolf Günter Schülein**, Singhofen;
Helmut Deimel, Nastätten, both of
Germany

[73] Assignee: **Leifheit AG**, Nassau, Germany

[**] Term: **14 Years**

[21] Appl. No.: **29/098,078**

[22] Filed: **Dec. 21, 1998**

[30] **Foreign Application Priority Data**

Jun. 22, 1998 [XH] Hague Agreement DMA004140

[51] **LOC (7) Cl.** **07-06**

[52] **U.S. Cl.** **D8/42**

[58] **Field of Search** D8/33-43, 18,
D8/19; 30/400-443; 81/3.07-3.49; 7/151-156

[56] **References Cited**

U.S. PATENT DOCUMENTS

- D. 281,855 12/1985 Kuhn D8/42
- D. 335,072 4/1993 Gourhant D8/42

- D. 366,198 1/1996 Laib D8/42
- D. 389,712 1/1998 Usbeck D8/42
- D. 397,010 8/1998 Usbeck D8/42
- D. 404,987 2/1999 Larimer D8/38
- 4,756,214 7/1988 Valtri et al. 81/3.45 X
- 5,361,652 11/1994 Andina 81/3.48 X

Primary Examiner—Jeffrey Asch
Attorney, Agent, or Firm—Frishauf, Holtz, Goodman,
Langer & Chick, P.C.

[57] **CLAIM**

The ornamental design for a corkscrew, as shown and described.

DESCRIPTION

FIG. 1 is a front plan view of a corkscrew showing our new design, the rear view being a mirror image thereof; FIG. 2 is a left side elevational view thereof; FIG. 3 is a right side elevational view thereof; FIG. 4 is a top plan view thereof; FIG. 5 is a bottom plan view thereof; FIG. 6 is a top, front right side perspective view thereof; and, FIG. 7 is a top, rear, left side perspective view thereof.

1 Claim, 2 Drawing Sheets

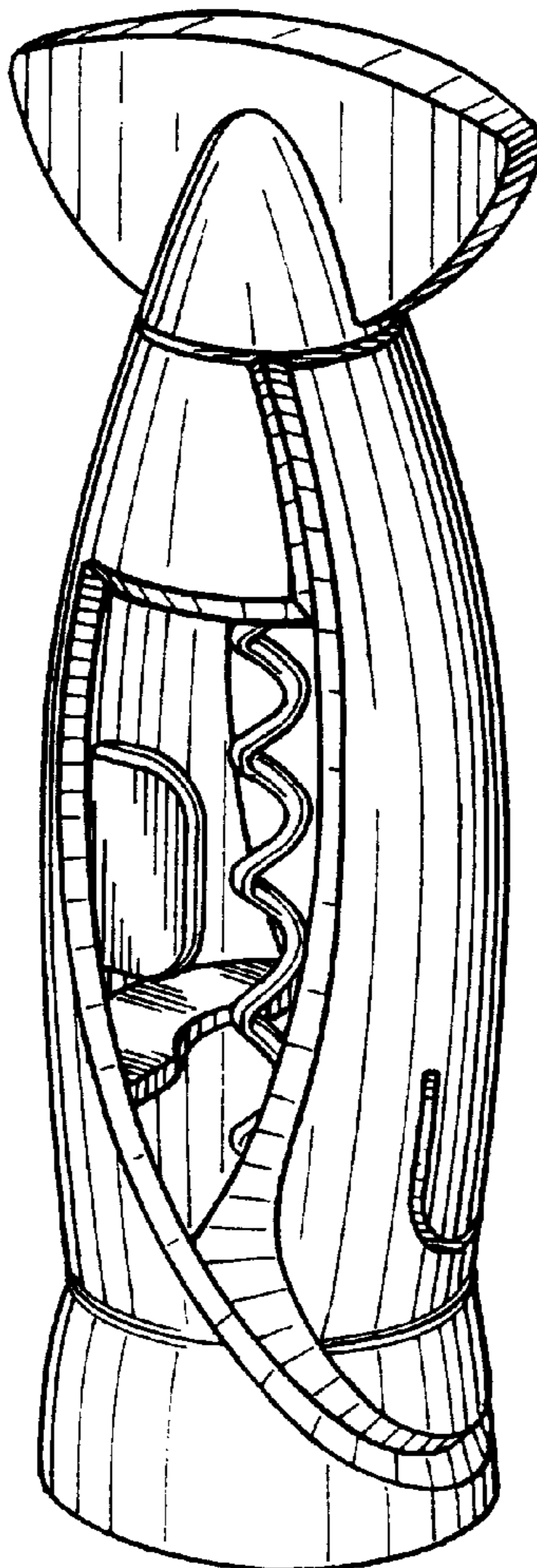




Fig. 2

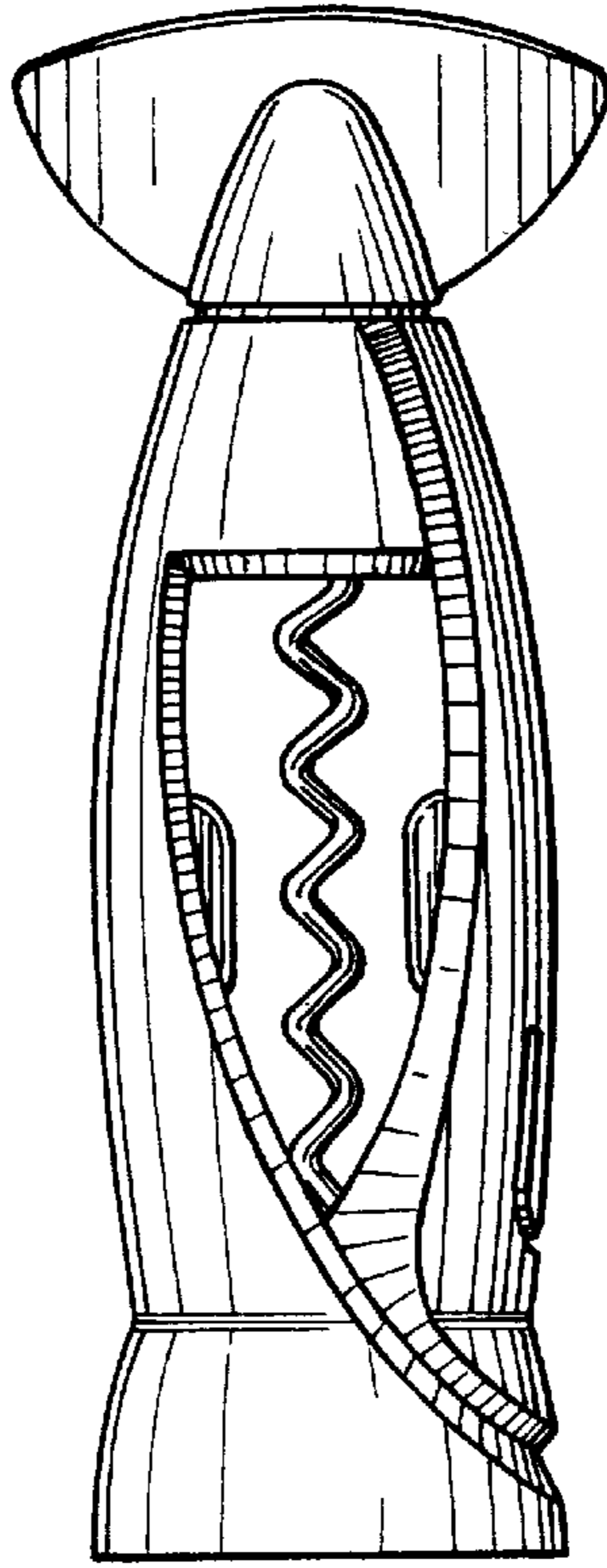


Fig. 1



Fig. 3

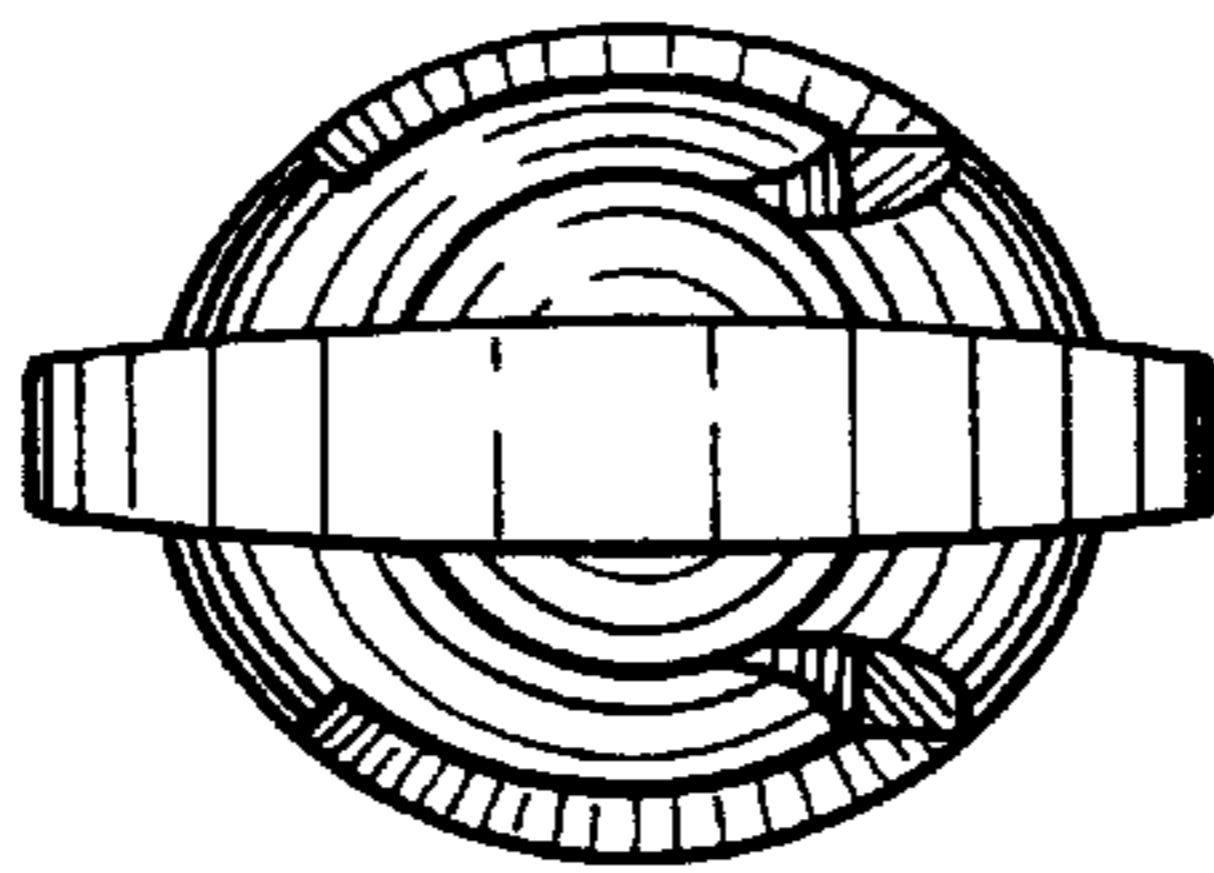


Fig. 4

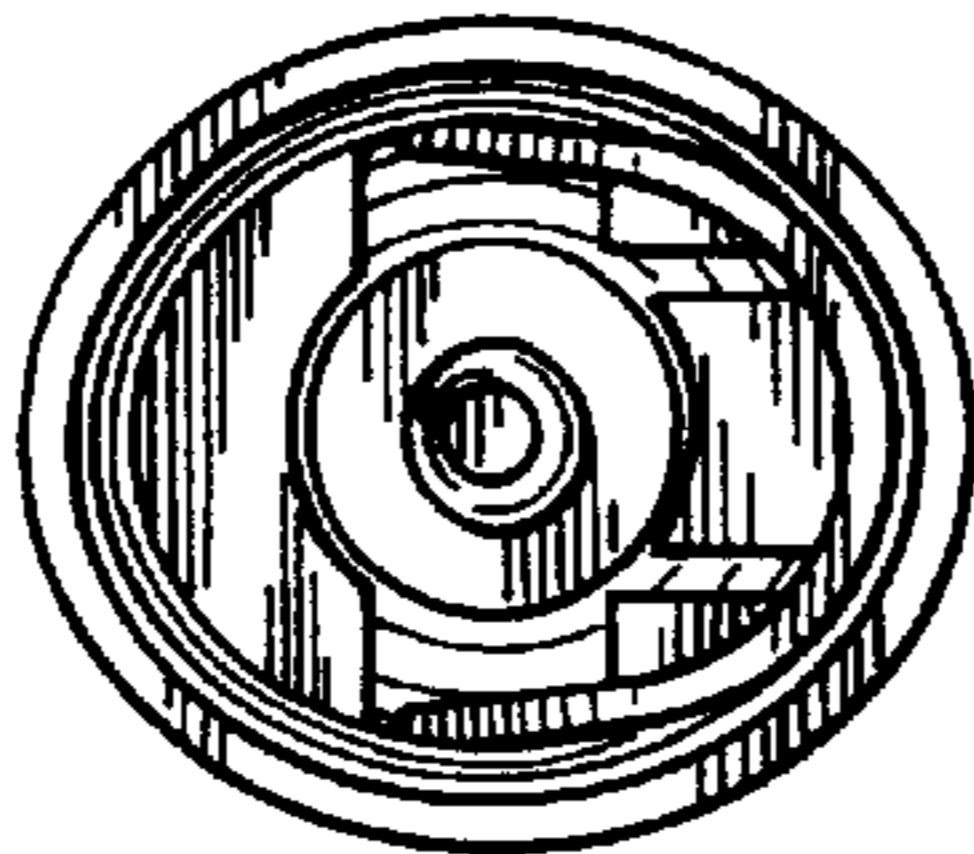


Fig. 5

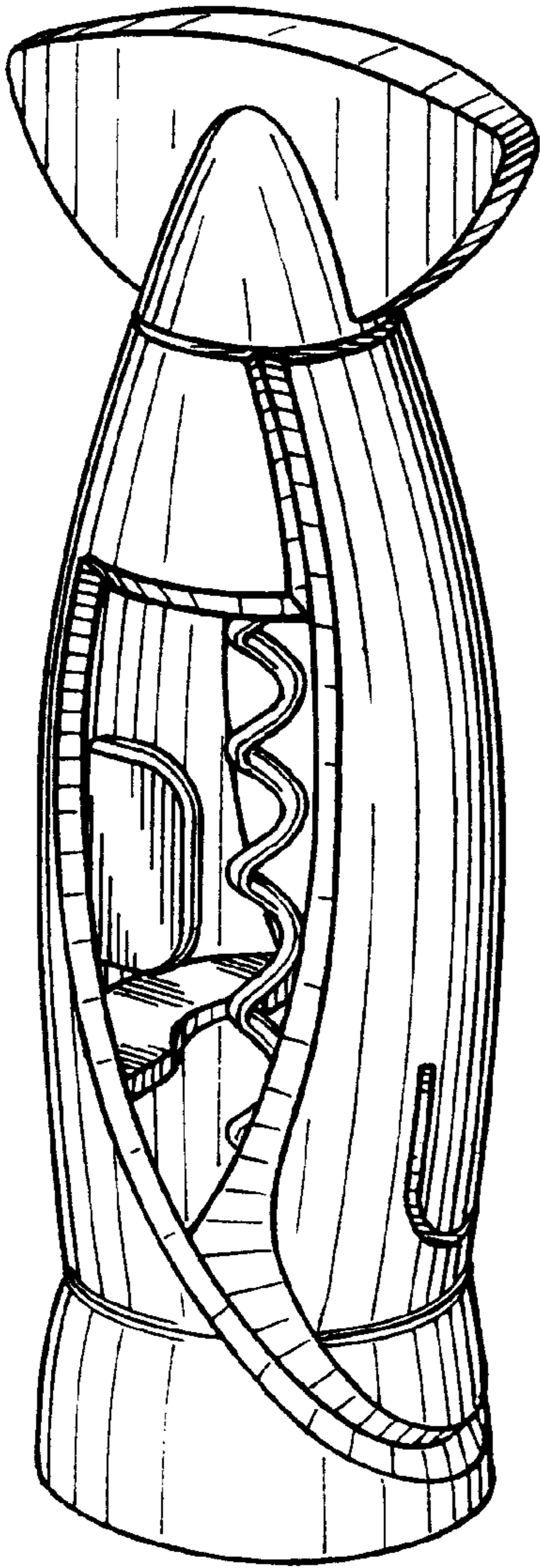


Fig. 6




Fig. 7