



US00D419822S

**United States Patent** [19]  
**Woodyard**

[11] **Patent Number: Des. 419,822**

[45] **Date of Patent: \*\* Feb. 1, 2000**

[54] **INSULATED BEVERAGE HOLDER**

[76] Inventor: **Jane Woodyard**, Rte. 1 Box 155,  
Ravenswood, W. Va. 26164

[\*\*] Term: **14 Years**

[21] Appl. No.: **29/105,519**

[22] Filed: **May 27, 1999**

[51] **LOC (7) Cl.** ..... **07-01**

[52] **U.S. Cl.** ..... **D7/313; D7/306**

[58] **Field of Search** ..... D7/306, 307, 308,  
D7/322, 313, 311, 512, 605; D23/209, 205;  
215/398; 222/185.1; D34/39; 220/DIG. 1

[56] **References Cited**

**U.S. PATENT DOCUMENTS**

D. 89,601	4/1933	Byfield	.....	D7/322
D. 210,307	2/1968	Branscum	.....	D7/313
D. 232,550	8/1974	Fushihara	.....	D7/313
D. 248,718	8/1978	Little	.....	D7/313
D. 277,041	1/1985	Nichols	.....	D34/39
D. 313,330	1/1991	Brusa	.....	D7/307
D. 335,744	5/1993	Small et al.	.....	D34/39

D. 358,289	5/1995	Thies et al.	.....	D7/306
D. 378,883	4/1997	Magnusson	.....	D7/306
D. 393,521	4/1998	Morneau	.....	D34/39

*Primary Examiner*—M. N. Pandozzi

[57] **CLAIM**

The ornamental design for a insulated beverage holder, as shown.

**DESCRIPTION**

FIG. 1 is a left side elevational view of the insulated beverage holder of the present invention;  
 FIG. 2 is a front elevational view of the insulated beverage holder of FIG. 1;  
 FIG. 3 is a top plan view of the insulated beverage holder of FIG. 1;  
 FIG. 4 is a bottom plan view of the insulated beverage holder of FIG. 1;  
 FIG. 5 is a right side elevational view of the insulated beverage holder of FIG. 1; and,  
 FIG. 6 is a rear elevational view of the insulated beverage holder of FIG. 1.

**1 Claim, 3 Drawing Sheets**

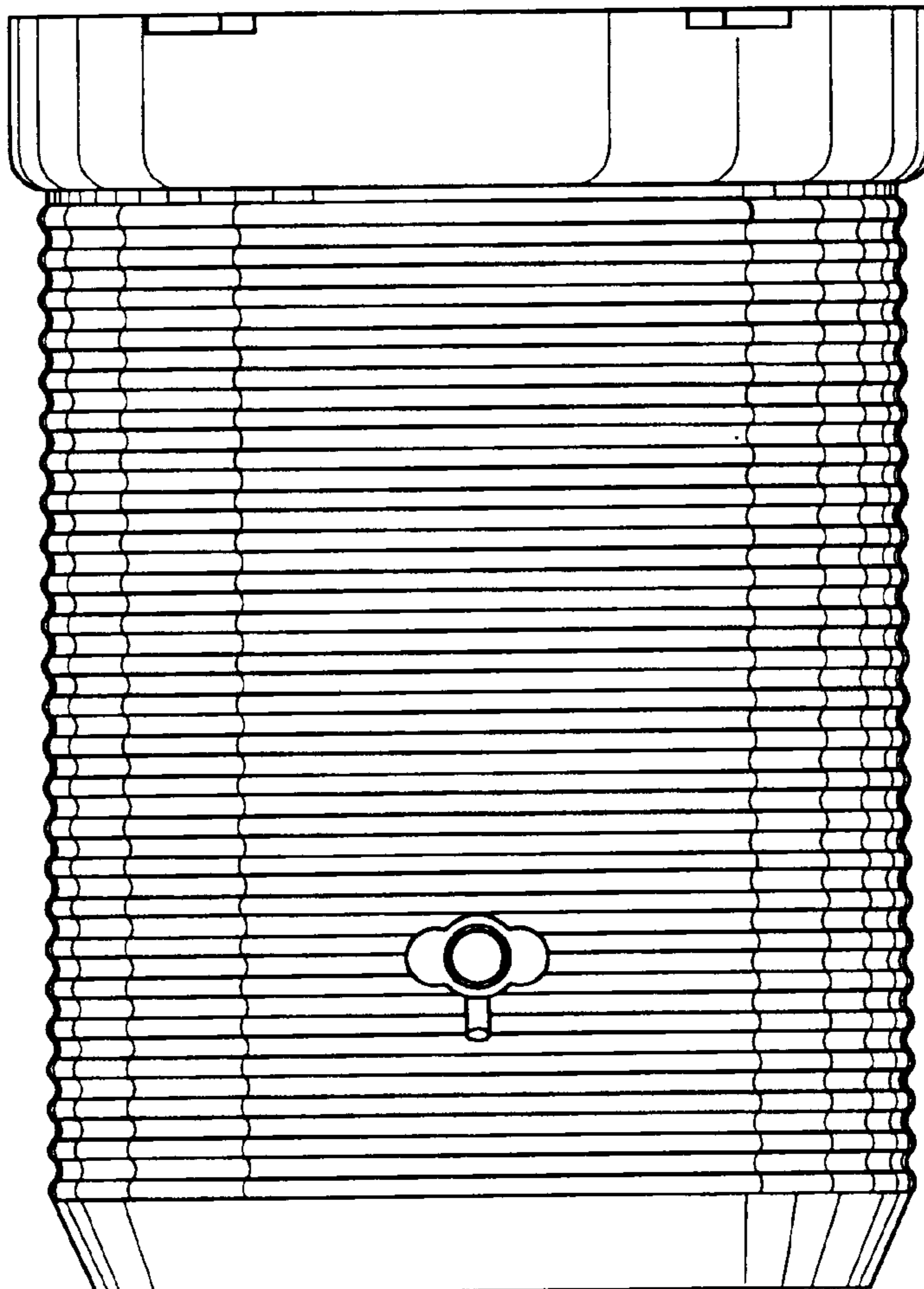


FIG. 1




FIG. 2

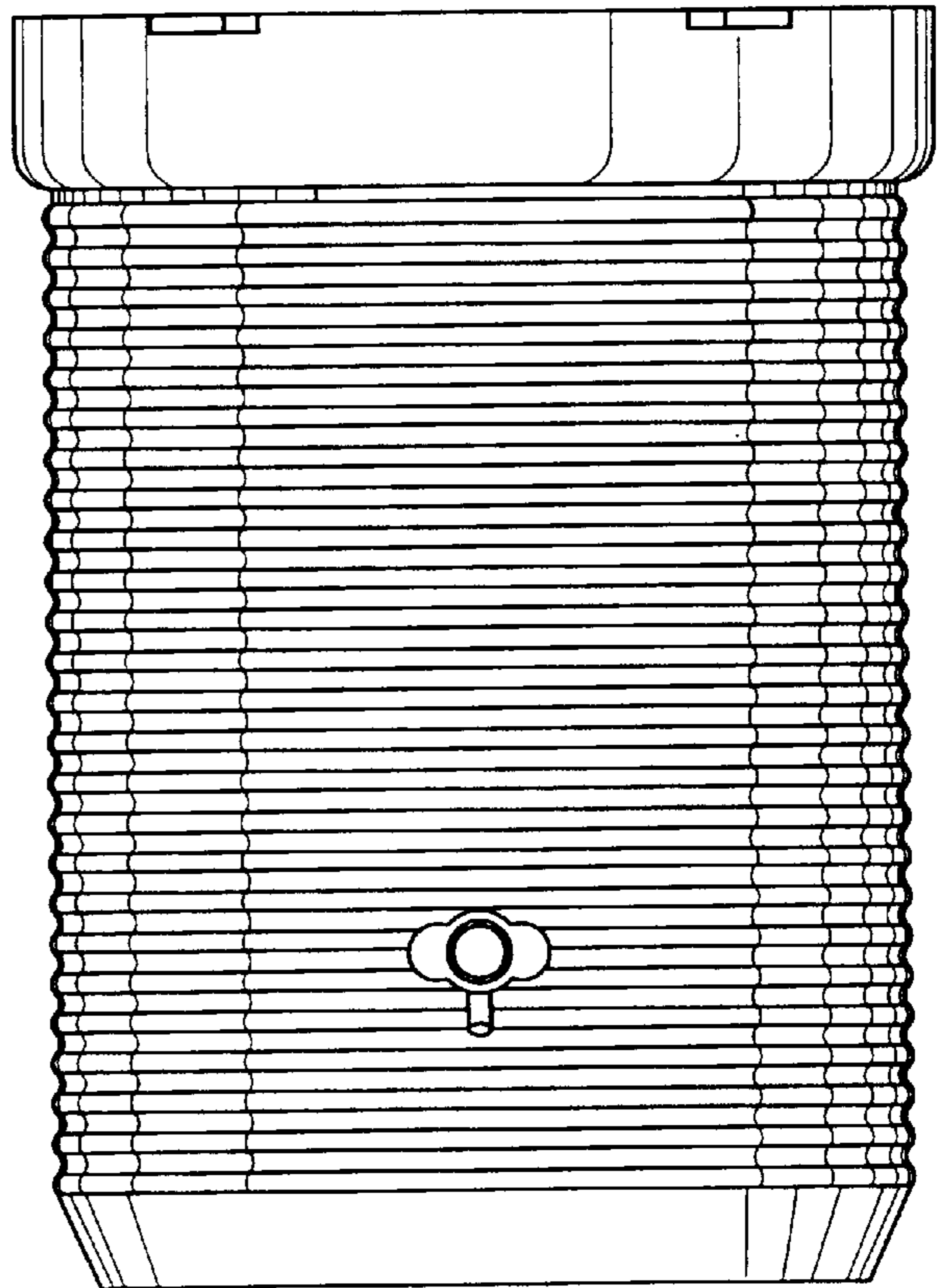


FIG. 3

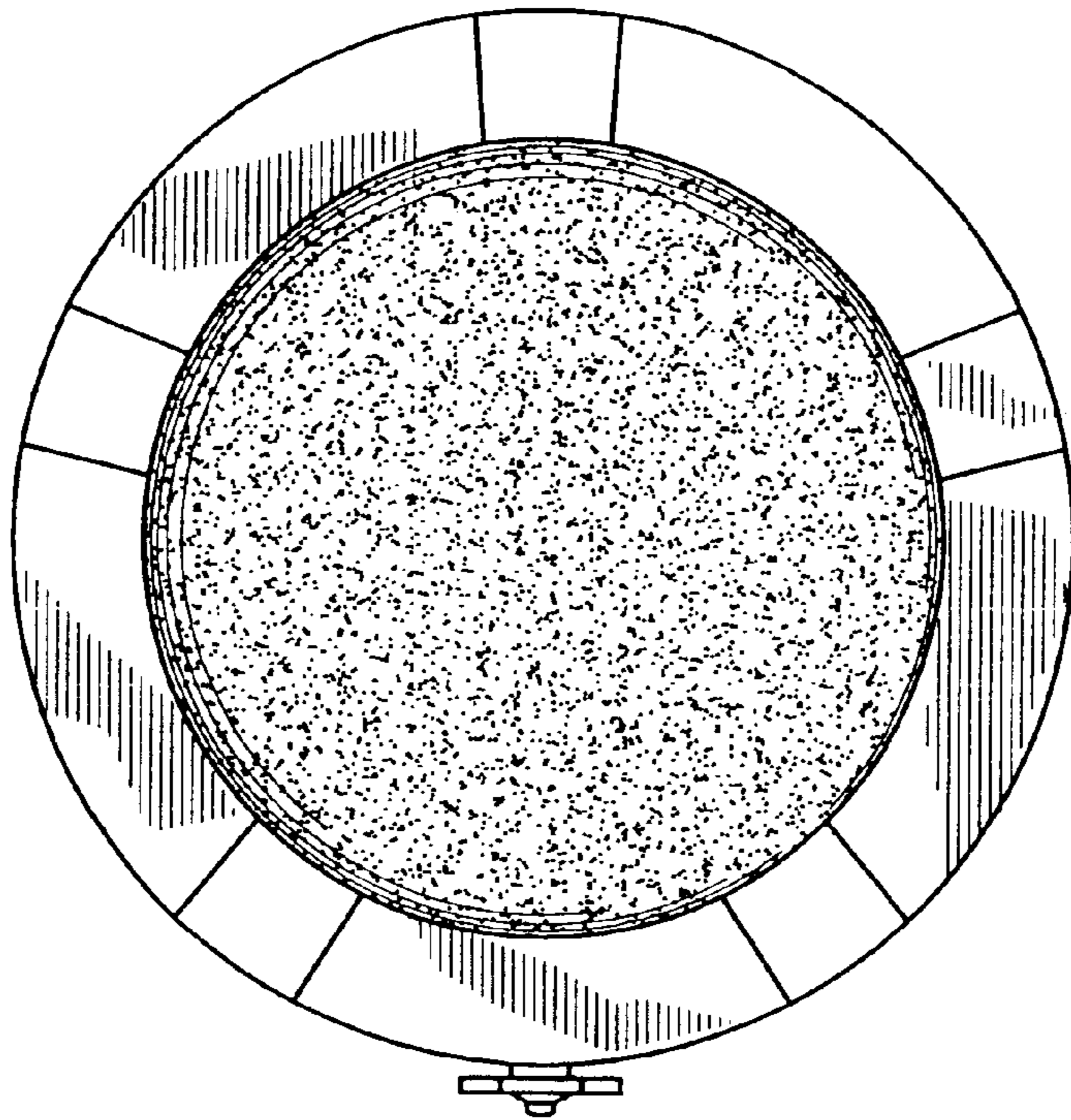


FIG. 4

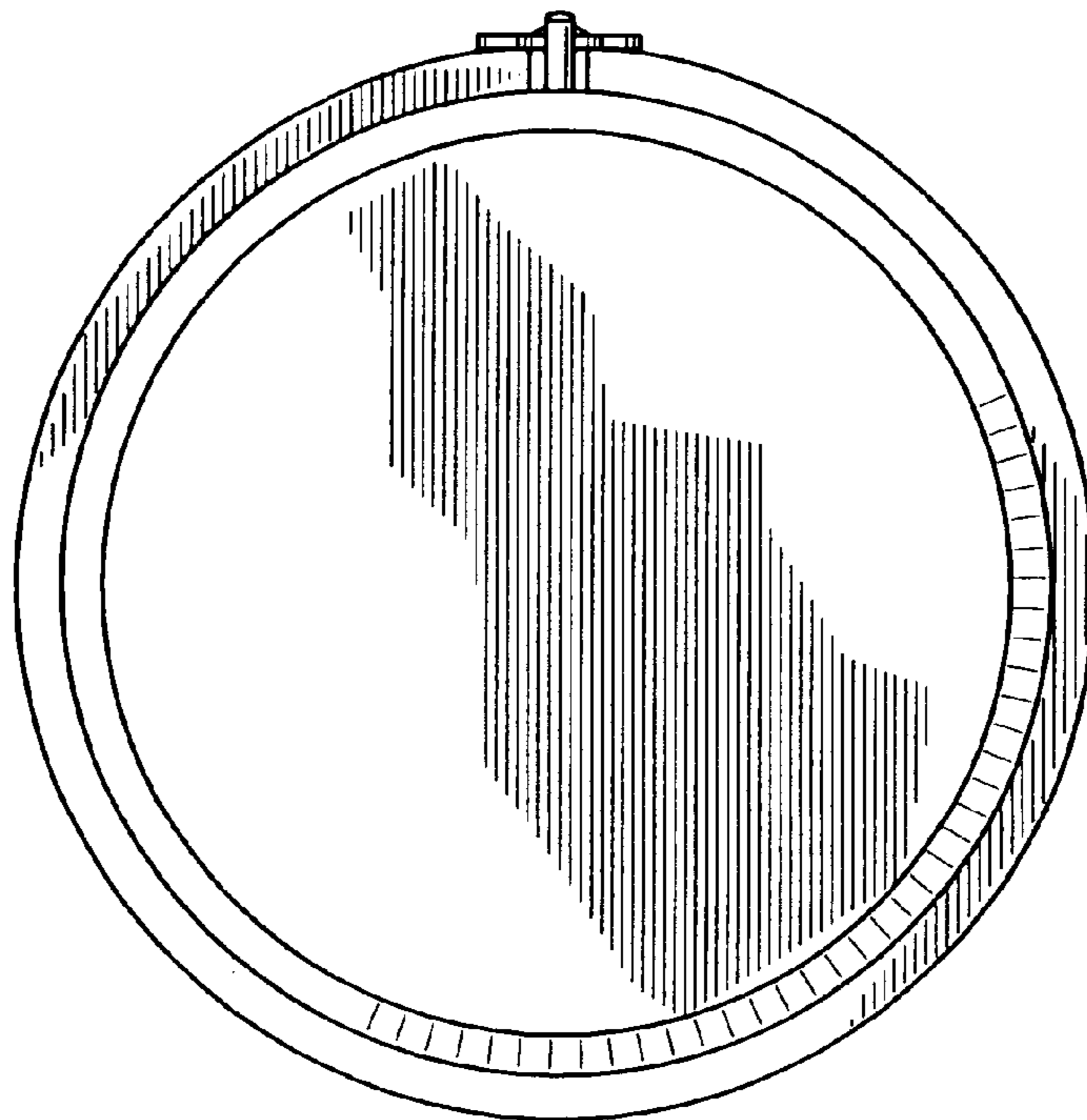


FIG.5

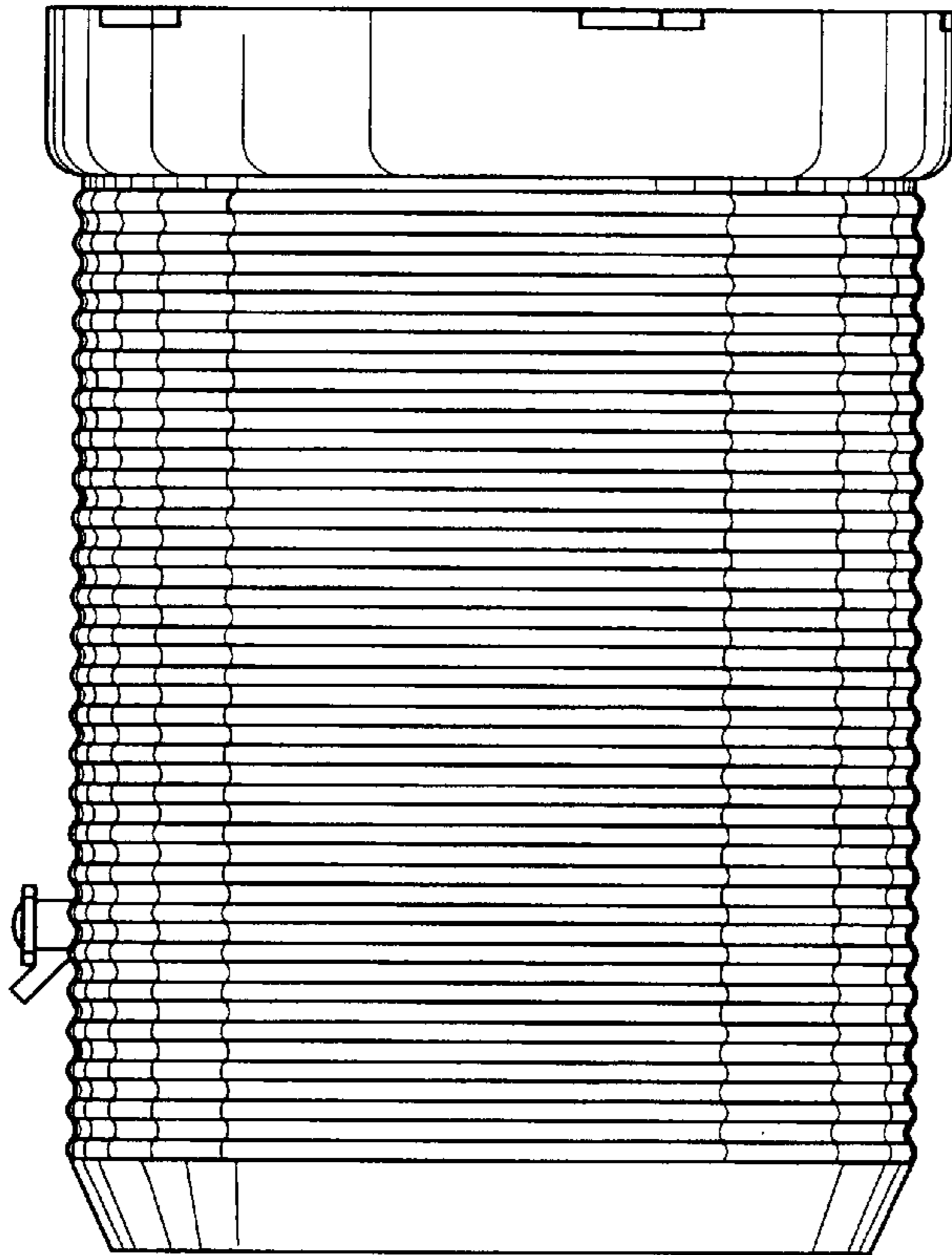


FIG.6

