



US00D419820S

United States Patent [19]
Borer

[11] **Patent Number: Des. 419,820**
[45] **Date of Patent: ** Feb. 1, 2000**

[54] **COFFEE MACHINE**

3,465,986 6/1967 Milly 244/158 R
4,760,774 8/1988 Lin 99/299

[76] Inventor: **Carlo Borer**, Gewerbestrasse 13, 4528
Zuchwil, Switzerland

Primary Examiner—M. N. Pandozzi
Attorney, Agent, or Firm—Bachman & LaPointe, P.C.

[**] Term: **14 Years**

[57] **CLAIM**

[21] Appl. No.: **29/104,246**

The ornamental design for a coffee machine, as shown and described.

[22] Filed: **Apr. 30, 1999**

DESCRIPTION

[51] **LOC (7) Cl.** **07-01**

[52] **U.S. Cl.** **D7/301; D7/309**

[58] **Field of Search** D21/451, 498,
D21/707, 713, 714; 114/319, 78, 240 R;
D7/301, 309, 310, 313; 99/289 R, 279,
299; D9/307; 244/158 R

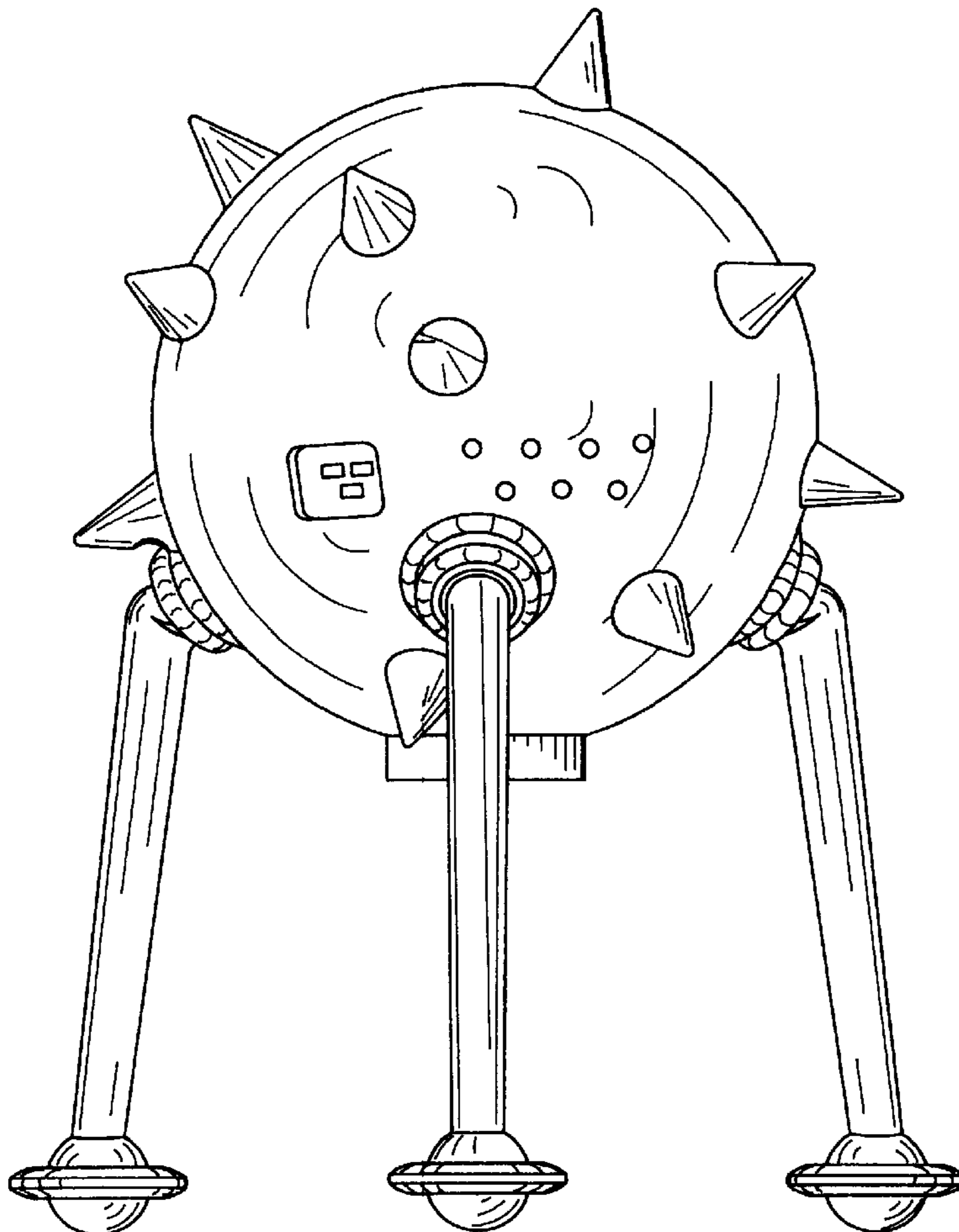
FIG. 1 is a perspective view of a coffee machine embodying the design of the present invention;
FIG. 2 is a front elevation view of the coffee machine of FIG. 1;
FIG. 3 is a back elevation view of the coffee machine of FIG. 1;
FIG. 4 is a right side elevation view of the coffee machine of FIG. 1;
FIG. 5 is a left side elevation view of the coffee machine of FIG. 1;
FIG. 6 is a top elevation view of the coffee machine of FIG. 1; and,
FIG. 7 is a bottom elevation view of the coffee machine of FIG. 1.

[56] **References Cited**

U.S. PATENT DOCUMENTS

D. 122,184	3/1940	Martin, Jr.	D9/307
D. 286,255	11/1997	Ying-teng	D21/451
D. 344,656	3/1994	De Felipe	D7/309
D. 353,296	12/1994	Assmann	D7/309
D. 393,671	4/1998	Honaker	D21/707
D. 396,904	8/1998	Leu	D21/707
3,339,404	9/1967	Brooks et al.	244/158 R

1 Claim, 6 Drawing Sheets






FIG. 1

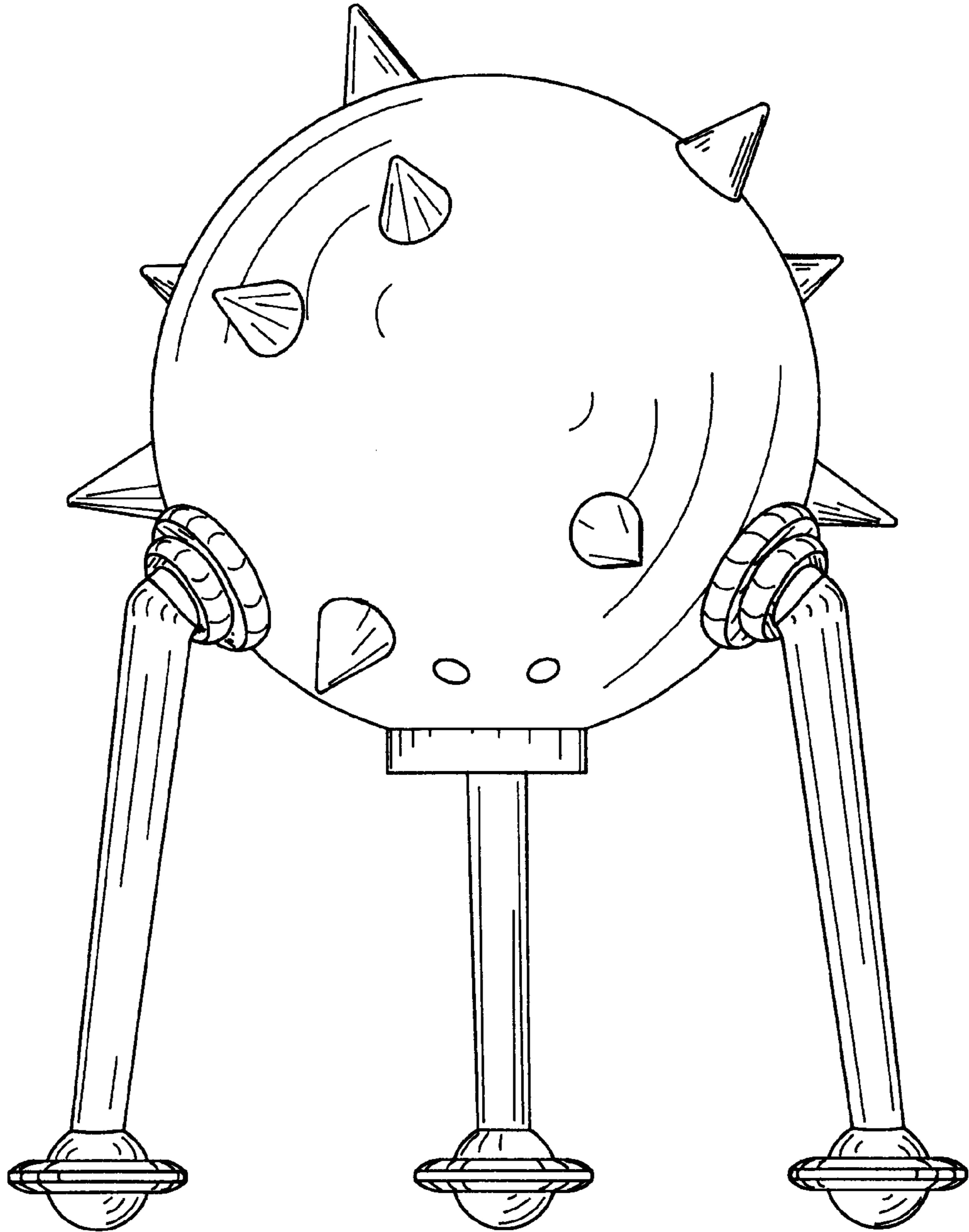


FIG. 2

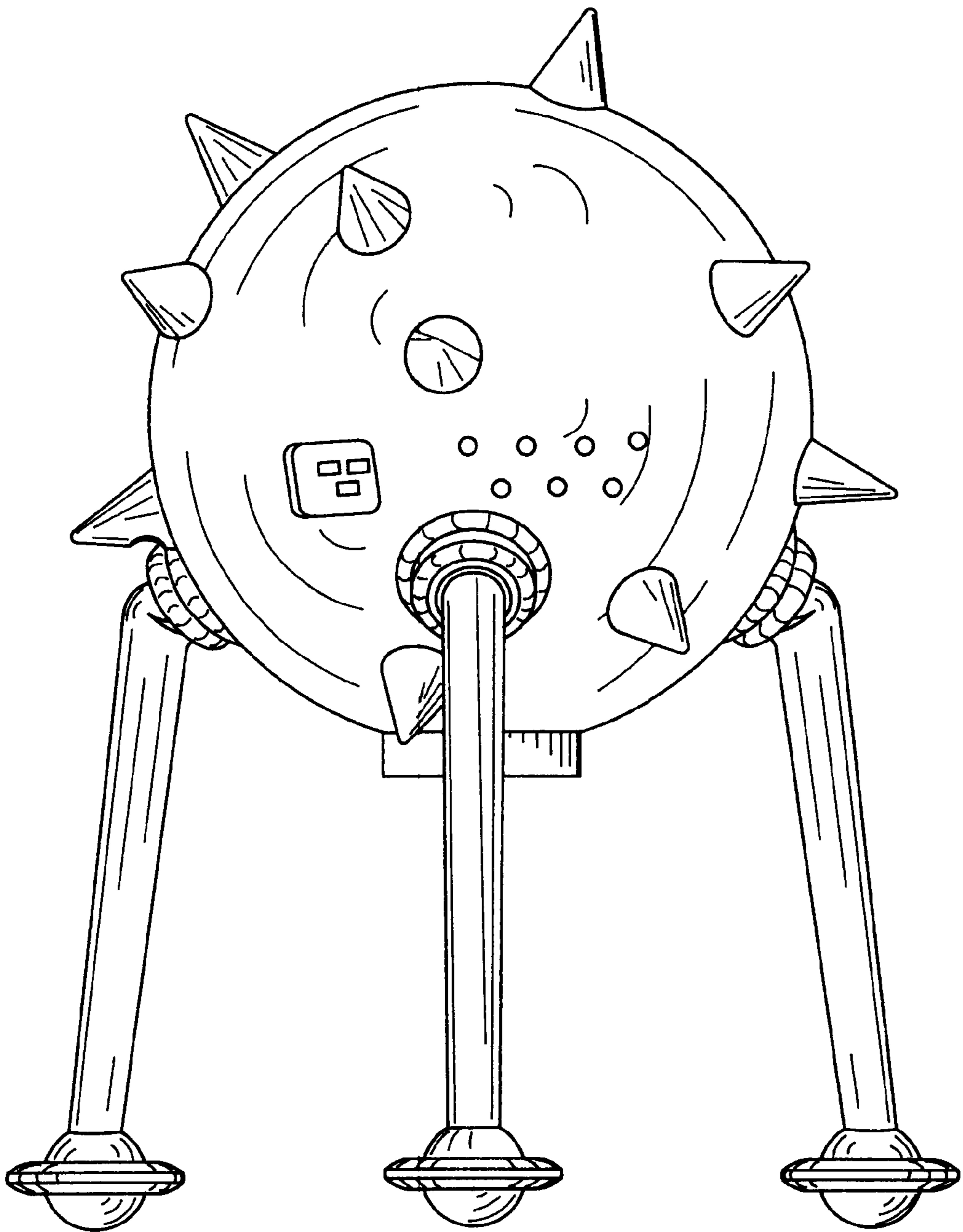


FIG. 3

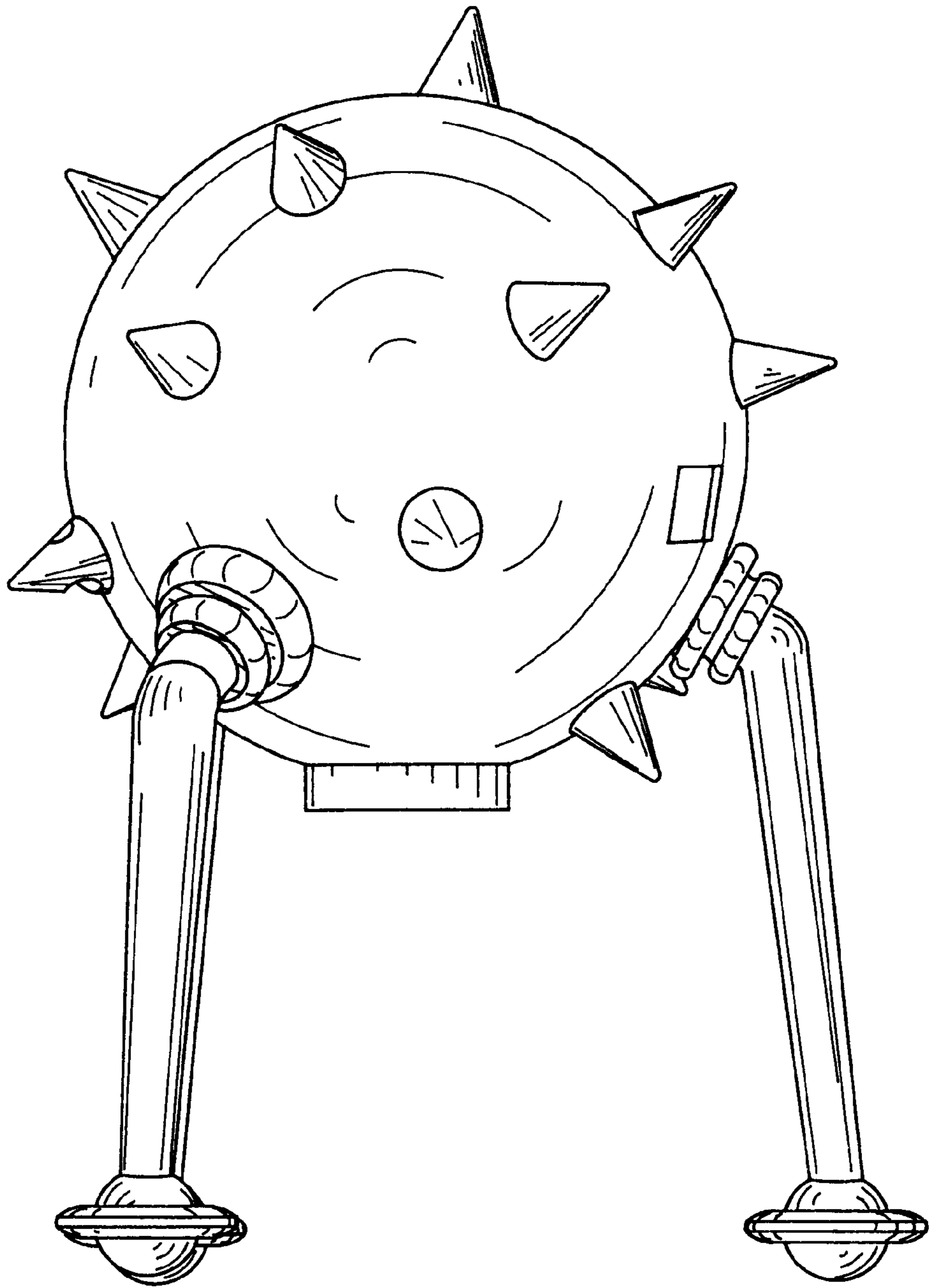


FIG. 4




FIG. 5




FIG. 6




FIG. 7