



US00D419816S

**United States Patent** [19]  
**Harkinson**

[11] **Patent Number: Des. 419,816**  
[45] **Date of Patent: \*\* Feb. 1, 2000**

[54] **RING FIXTURE FOR SUPPORTING BED CANOPY AND WINDOW DRAPERY FABRICS**

[76] Inventor: **Greg Harkinson**, 12121 Veterans Memorial Dr., Ste. 2, Houston, Tex. 77067

[\*\*] Term: **14 Years**

[21] Appl. No.: **29/088,666**

[22] Filed: **May 29, 1998**

[51] **LOC (7) Cl.** ..... **06-10**

[52] **U.S. Cl.** ..... **D6/580; D6/578**

[58] **Field of Search** ..... D6/575, 578, 580; 160/124, 348, 349.1, 349.2; D11/200, 201, 202, 203, 204, 205, 206; D8/349, 354, 363

[56] **References Cited**

**U.S. PATENT DOCUMENTS**

D. 286,261	10/1986	Smederöd	160/349.2
D. 310,795	9/1990	Boivin	D11/202
D. 316,530	4/1991	Clifton	D11/202
D. 395,412	6/1998	Sullivan	D11/202

1,590,052	6/1926	Nikola	160/349.2
2,236,017	3/1941	Stratton	160/124
2,431,934	12/1947	Higgins	160/349.2
2,470,233	5/1949	Boye	160/349.2
3,155,150	11/1964	Silvestre	160/349.1
3,866,873	2/1975	Bohli	D8/354 X
5,775,401	7/1998	Faurie	160/349.2

*Primary Examiner*—Louis S. Zarfaz  
*Assistant Examiner*—Monica A Weingart  
*Attorney, Agent, or Firm*—Kenneth A. Roddy


[57] **CLAIM**

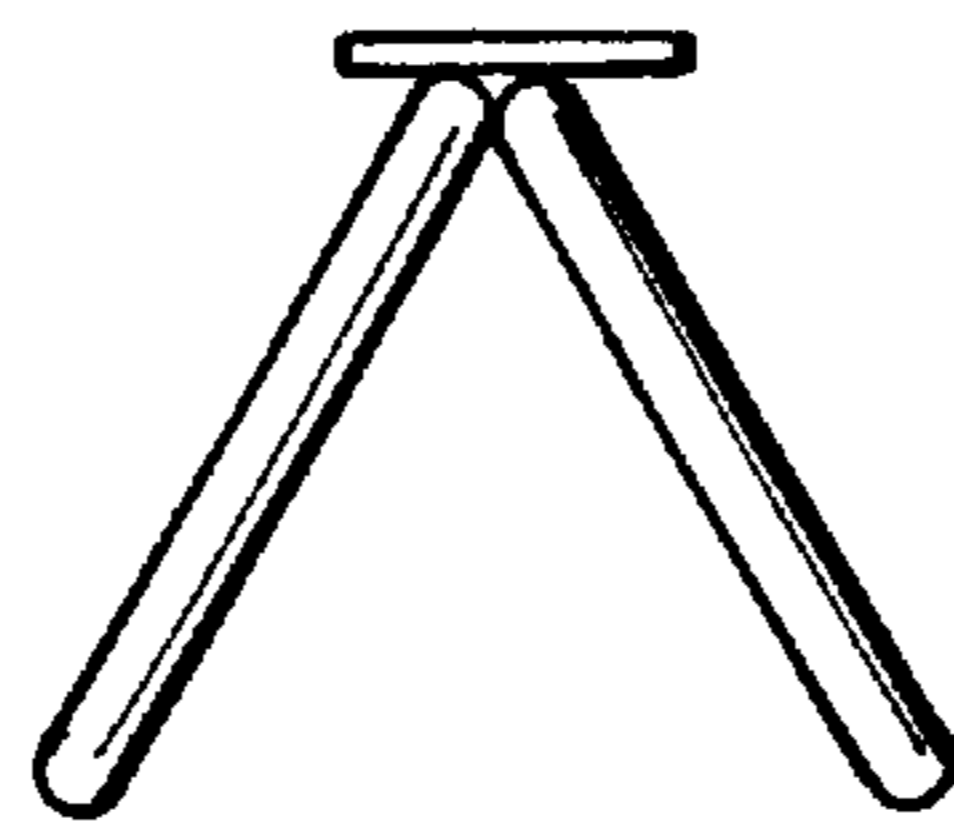
The ornamental design for a ring fixture for supporting bed canopy and window drapery fabrics, as shown and described.

**DESCRIPTION**

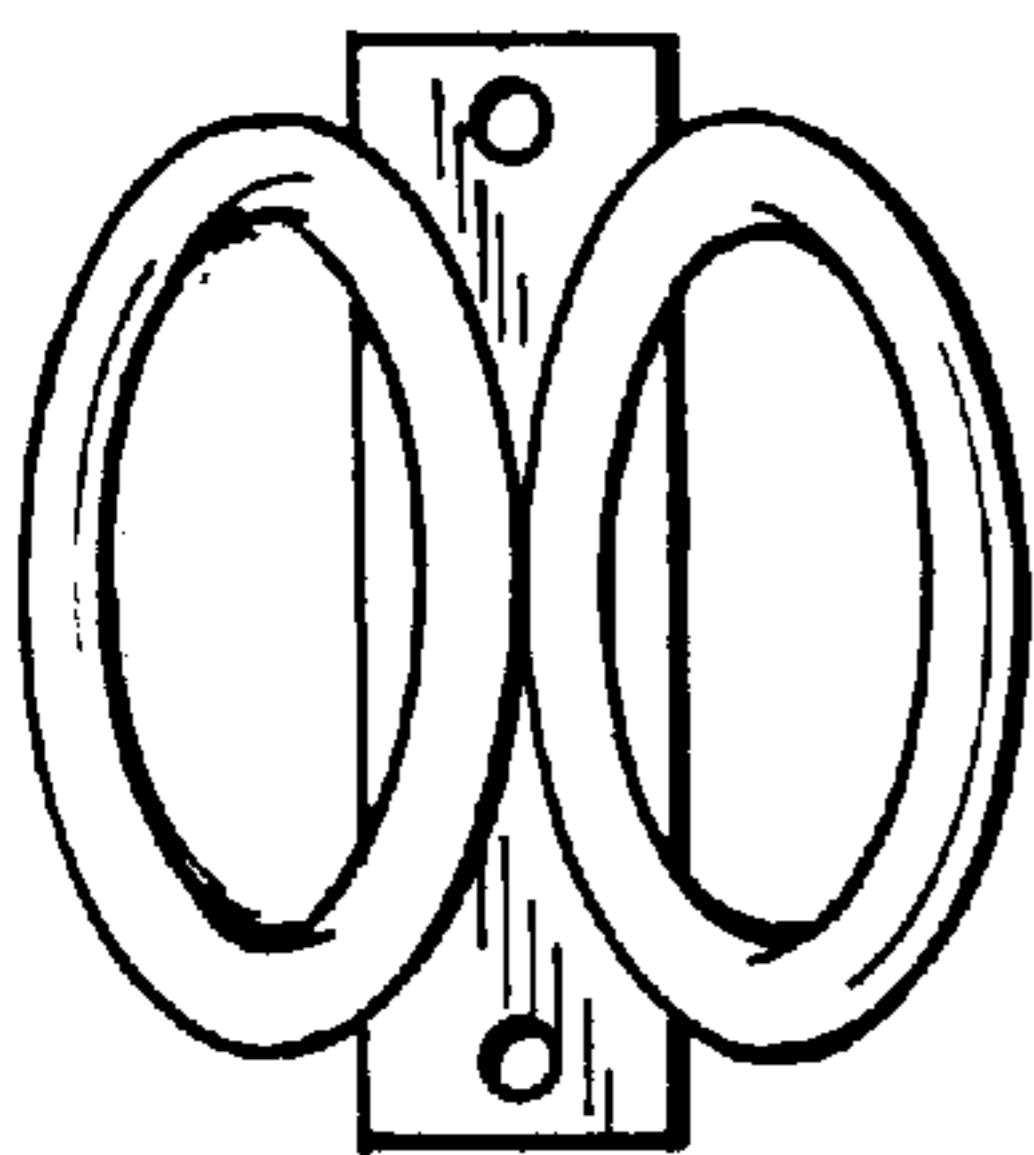
FIG. 1 is a top plan view of a ring fixture for supporting bed canopy and window drapery fabrics showing my new design, the bottom view being a mirror image of that shown; FIG. 2 is a front elevation view thereof; FIG. 3 is a rear elevation view thereof; and, FIG. 4 is a perspective view thereof, shown from the top, front, and one side, the opposite side being mirror image of that shown thereof.

**1 Claim, 1 Drawing Sheet**

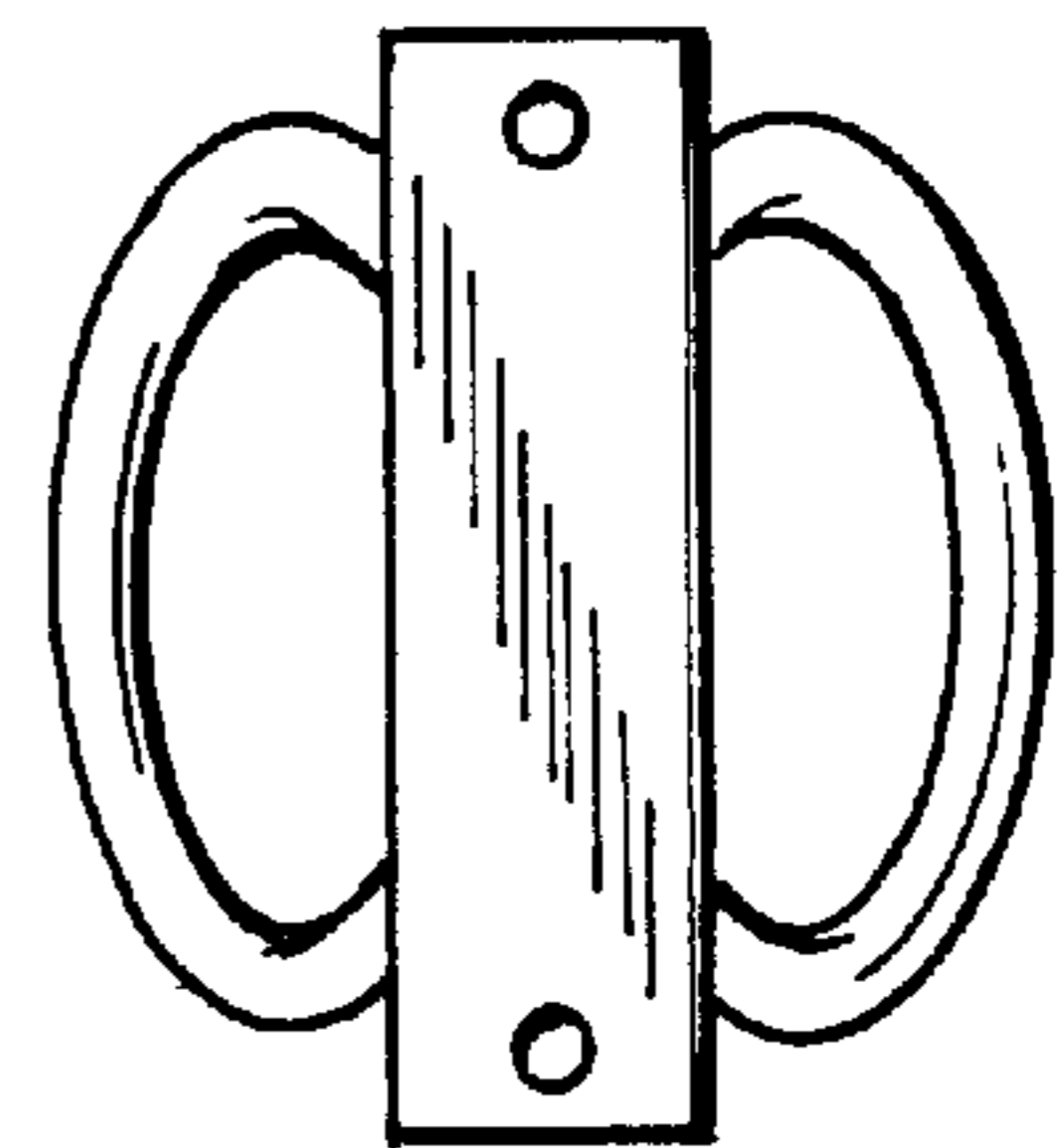




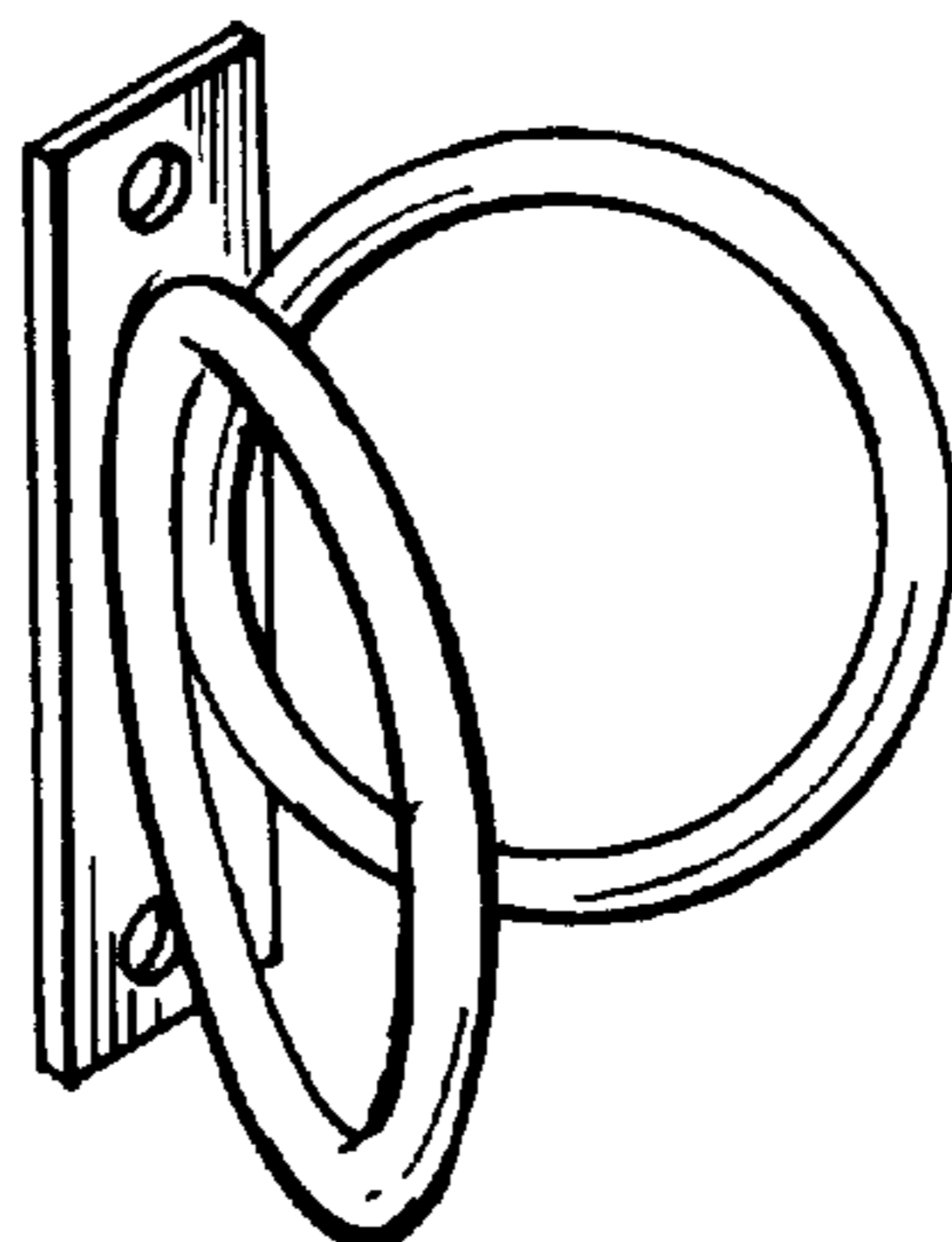
*Fig. 1*



*Fig. 2*



*Fig. 3*



*Fig. 4*