



US00D419799S

**United States Patent** [19]  
**King et al.**

[11] **Patent Number: Des. 419,799**  
[45] **Date of Patent: \*\* Feb. 1, 2000**

[54] **END PANEL FOR A STORAGE UNIT**

[75] Inventors: **Jonathan J. King**, East Grand Rapids, Mich.; **Kurt P. Dammerman**, San Francisco, Calif.; **Thomas B. Eich**, San Jose, Calif.; **Frank Freidman**, San Francisco, Calif.; **Thomas Overthun**, San Francisco, Calif.; **Jochen P. Backs**, San Francisco, Calif.; **George J. Simons**, Grand Rapids, Mich.; **Charles A. Seiber**, Atherton, Calif.

[73] Assignee: **Steelcase Development Inc.**, Grand Rapids, Mich.

[\*\*] Term: **14 Years**

[21] Appl. No.: **29/084,998**

[22] Filed: **Mar. 13, 1998**

[51] **LOC (7) Cl.** ..... **06-06**

[52] **U.S. Cl.** ..... **D6/494**

[58] **Field of Search** ..... D6/492, 494, 432-448, D6/332, 422-428; 312/194-196

[56] **References Cited**

**U.S. PATENT DOCUMENTS**

Re. 34,377	9/1993	Wilkins et al. .	
D. 232,009	7/1974	Schmitt .	
D. 245,655	9/1977	Friedrich .....	D6/494
D. 251,526	4/1979	Zapf .	
D. 255,196	6/1980	Durrant .....	D6/494
D. 272,113	1/1984	Russell et al. ....	D6/494
D. 292,051	9/1987	Martin .	
D. 303,458	9/1989	Zapf .....	D6/332
D. 303,881	10/1989	Markus .	
D. 305,582	1/1990	Zapf .....	D6/332
D. 312,927	12/1990	Martin et al. .	
D. 322,183	12/1991	Martin et al. .	
D. 323,251	1/1992	Zapf .	

D. 325,309	4/1992	Worrell .	
D. 330,124	10/1992	Short .	
D. 330,295	10/1992	Zapf .	
D. 330,641	11/1992	Zapf .	
D. 330,642	11/1992	Zapf .	
D. 330,643	11/1992	Zapf .	
D. 334,483	4/1993	Johnson .	
D. 353,731	12/1994	Burgasser et al. ....	D6/492
D. 367,372	2/1996	Eng et al. .	
D. 372,811	8/1996	Muller-Deisig et al. .	
D. 376,705	12/1996	Stoddard et al. .	
D. 393,965	5/1998	Sandy .....	D6/492
D. 405,616	2/1999	Hellwig et al. ....	D6/332
2,999,599	9/1961	Jentzen .	
3,043,642	7/1962	Nelson et al. .	
3,347,187	10/1967	Khoury .	
3,871,435	3/1975	Lopatka .	
4,586,759	5/1986	Wrobel .	
4,867,512	9/1989	Wilkins et al. .	
4,936,228	6/1990	Capo-Bianco .....	312/196
5,394,658	3/1995	Schreiner et al. .	

*Primary Examiner*—Carmen H. Vales-Lado  
*Attorney, Agent, or Firm*—Price, Heneveld, Cooper, DeWitt & Litton

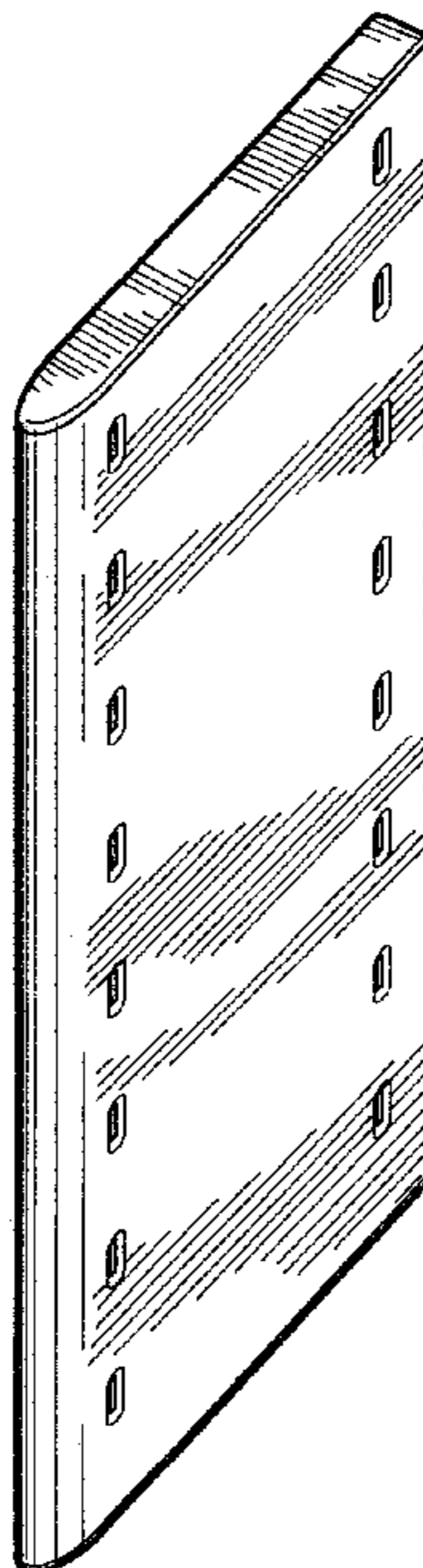
[57] **CLAIM**

The ornamental design for an end panel for a storage unit, as shown and described.

**DESCRIPTION**

FIG. 1 is a perspective view of an end panel for a storage unit, showing our new design.  
FIG. 2 is a front elevational view;  
FIG. 3 is a right side elevational view, the left side being a mirror image thereof; and,  
FIG. 4 is a top plan view thereof.  
The rear and bottom of the article not shown in the drawing or described in the specification form no part of the claimed design.

**1 Claim, 1 Drawing Sheet**



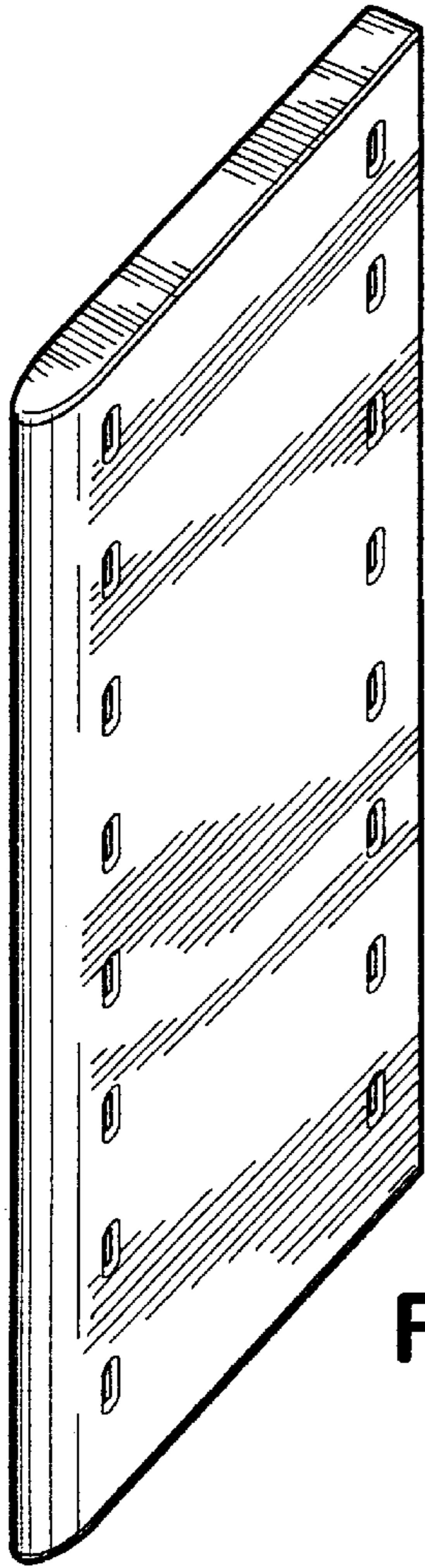


Fig. 1




Fig. 2

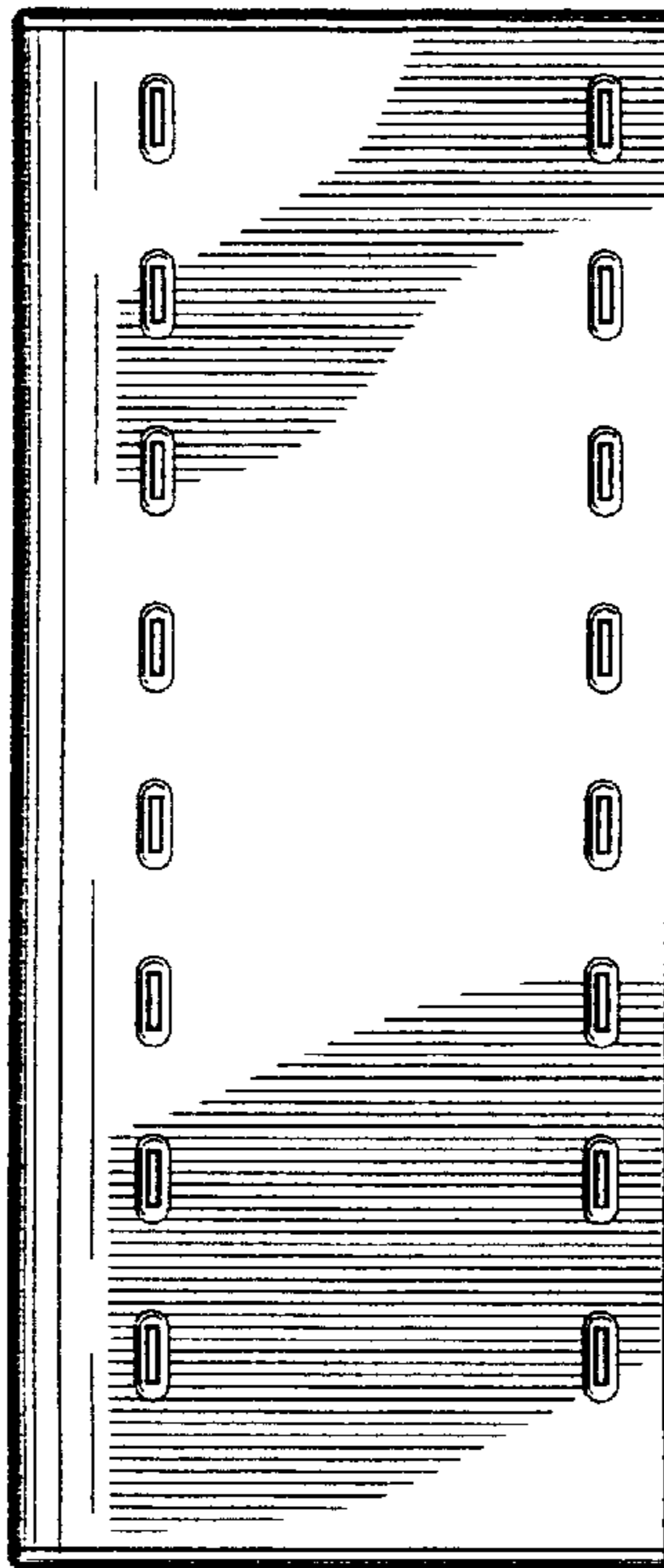


Fig. 3



Fig. 4