



US00D419787S

# United States Patent [19]

Schwartz et al.

[11] Patent Number: Des. 419,787

[45] Date of Patent: \*\* \*Feb. 1, 2000

[54] WICKER AND WROUGHT IRON CHAIR

[75] Inventors: **Larry Schwartz**, Franklin Lakes, N.J.;  
**Poo Hao Wei**, Taipei, Taiwan

[73] Assignee: **Sun Isle Casual Furniture, LLC**,  
Franklin Lakes, N.J.

[\*] Notice: This patent is subject to a terminal disclaimer.

[\*\*] Term: **14 Years**

[21] Appl. No.: **29/092,036**

[22] Filed: **May 21, 1998**

[51] LOC (7) Cl. .... **06-01**

[52] U.S. Cl. .... **D6/360; D6/369**

[58] Field of Search ..... D6/334, 335, 360,  
D6/369, 374, 376, 379, 380, 500, 501,  
502; 297/423.1, 445.1, 446.1, 451.9, 452.64

## [56] References Cited

### U.S. PATENT DOCUMENTS

- D. 15,252 8/1884 Williams .
- D. 171,610 3/1954 Morrison .
- D. 188,597 8/1960 Lubberts et al. .... D6/379
- D. 190,569 6/1961 Mair .
- D. 202,426 9/1965 Jakobsen ..... D6/360
- D. 217,601 5/1970 Borichevsky .
- D. 220,906 6/1971 Borichevsky .
- D. 249,848 10/1978 Adkinson ..... D6/369
- D. 272,020 1/1984 Baty .
- D. 282,131 1/1986 Claman ..... D6/500
- D. 316,338 4/1991 Frinier .

- D. 328,981 9/1992 Wisner .
- D. 345,262 3/1994 Caldwell .
- D. 349,196 8/1994 Lohmeyer .
- D. 356,696 3/1995 Arthur, Jr. .
- D. 368,810 4/1996 Kennitz et al. .... D6/376
- D. 389,662 1/1998 Schwartz .
- D. 400,726 11/1998 Lewis ..... D6/379

### OTHER PUBLICATIONS

Thinline, p. 43, Stool #2860-3729 at Top, as marked.  
Advertising copy from Brown Jordan "Eastlake" design,  
undated.  
Advertising copy from Rain or Shine "Mandalay Collec-  
tion" design, undated.  
Unknown combination woven and wrought iron chair,  
undated.

*Primary Examiner*—Gary D. Watson  
*Attorney, Agent, or Firm*—Lerner, David, Littenberg,  
Krumholz & Mentlik, LLP

## [57] CLAIM

The ornamental design for a wicker and wrought iron chair, as shown and described.

### DESCRIPTION

FIG. 1 is a perspective view looking from above of a wicker and wrought iron chair showing our new design;  
FIG. 2 is a right side view;  
FIG. 3 is a left side view;  
FIG. 4 is a front view;  
FIG. 5 is a rear view; and,  
FIG. 6 is a bottom plan view.

1 Claim, 3 Drawing Sheets




FIG. 1



FIG. 2




FIG. 3




FIG. 4



FIG. 5



FIG. 6

