



US00D419768S

United States Patent [19]

Richardson et al.

[11] Patent Number: Des. 419,768

[45] Date of Patent: ** Feb. 1, 2000

[54] WATER-TIGHT CONTAINER

[76] Inventors: Curtis Richardson; David Bridge,
both of 316 S. Link La., Ft. Collins,
Colo. 80524

[**] Term: 14 Years

[21] Appl. No.: 29/101,032

[22] Filed: Feb. 23, 1999

[51] LOC (7) Cl. 03-01

[52] U.S. Cl. D3/273; D3/294

[58] Field of Search D3/272, 273, 276,
D3/282, 294, 905; D9/420, 423, 424; 206/349,
373, 372, 508, 518; 220/334, 338, 344

[56] **References Cited**

U.S. PATENT DOCUMENTS

D. 216,853	3/1970	Schurman	D3/281
D. 220,233	3/1971	Schurman	D3/294
D. 275,822	10/1984	Gatland et al.	D3/282
D. 327,646	7/1992	Hardigg et al.	D9/425
D. 329,747	9/1992	Embree	D3/294
D. 330,329	10/1992	Brightbill	D3/302
D. 335,220	5/1993	Ward et al.	D3/302
D. 342,609	12/1993	Brightbill	D3/294

D. 347,324	5/1994	Dickinson	D3/272
D. 353,048	12/1994	VanSkiver et al.	D3/276
D. 381,512	7/1997	Green	D3/294

Primary Examiner—Philip S. Hyder
Attorney, Agent, or Firm—Dean P. Edmundson


[57] **CLAIM**

The ornamental design for a water-tight container, as shown and described.

DESCRIPTION

FIG. 1 is a front perspective view of a water-tight container of our design;
FIG. 2 is a left side elevational view thereof;
FIG. 3 is a right side elevational view thereof;
FIG. 4 is a rear elevational view thereof;
FIG. 5 is a front elevational view thereof;
FIG. 6 is a top plan view thereof;
FIG. 7 is a bottom plan view thereof;
FIG. 8 is a front perspective view of another embodiment of our design; and,
FIG. 9 is a top plan view of the embodiment of FIG. 8.
The unshown views of the water-tight container disclosed in FIGS. 8 and 9 are the identical to the corresponding FIGS. 3, 4 and 7 views, but scaled appropriately.

1 Claim, 3 Drawing Sheets






FIGURE 1




FIGURE 2




FIGURE 3




FIGURE 4

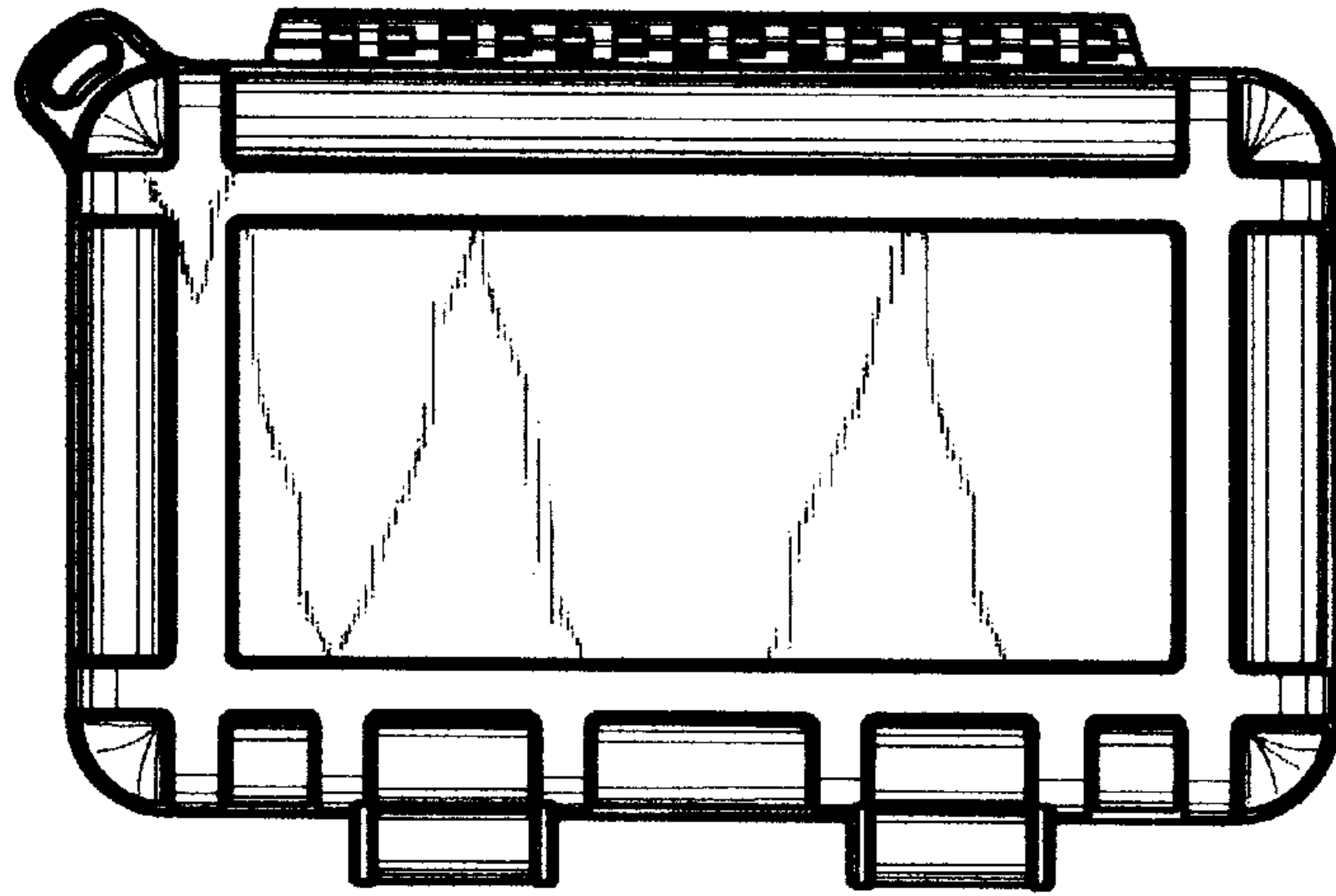


FIGURE 6

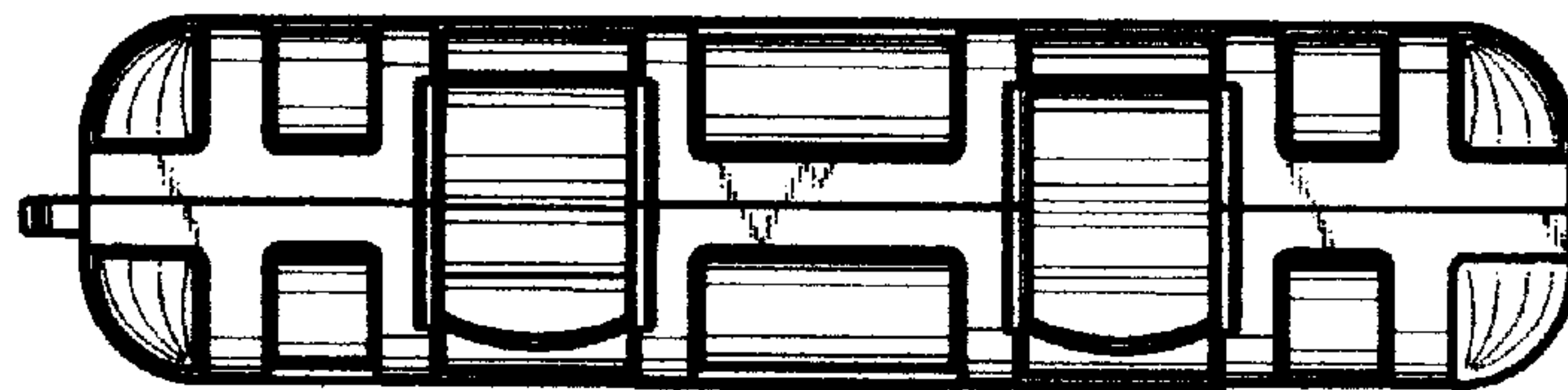


FIGURE 5




FIGURE 7

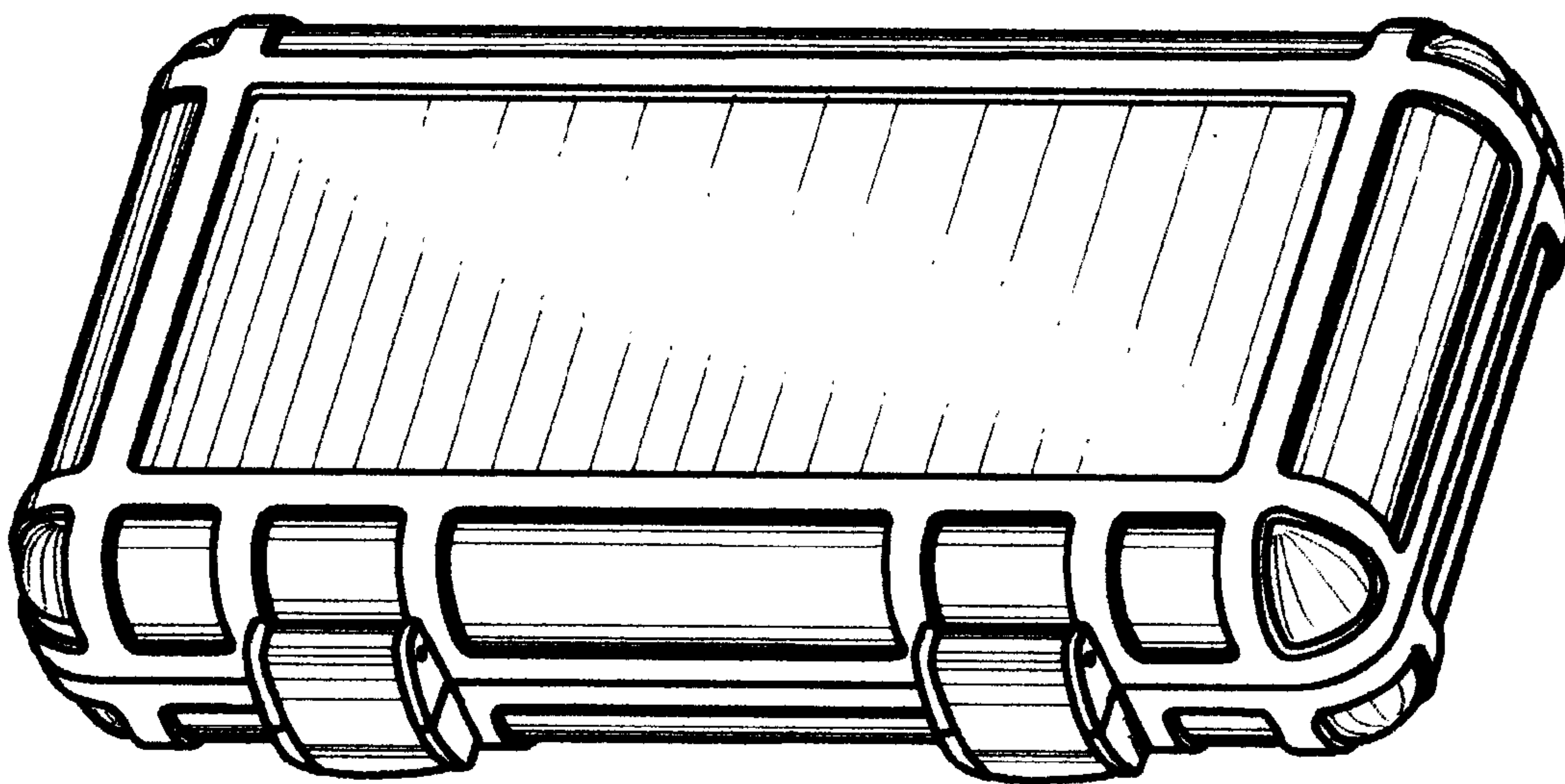


FIGURE 8

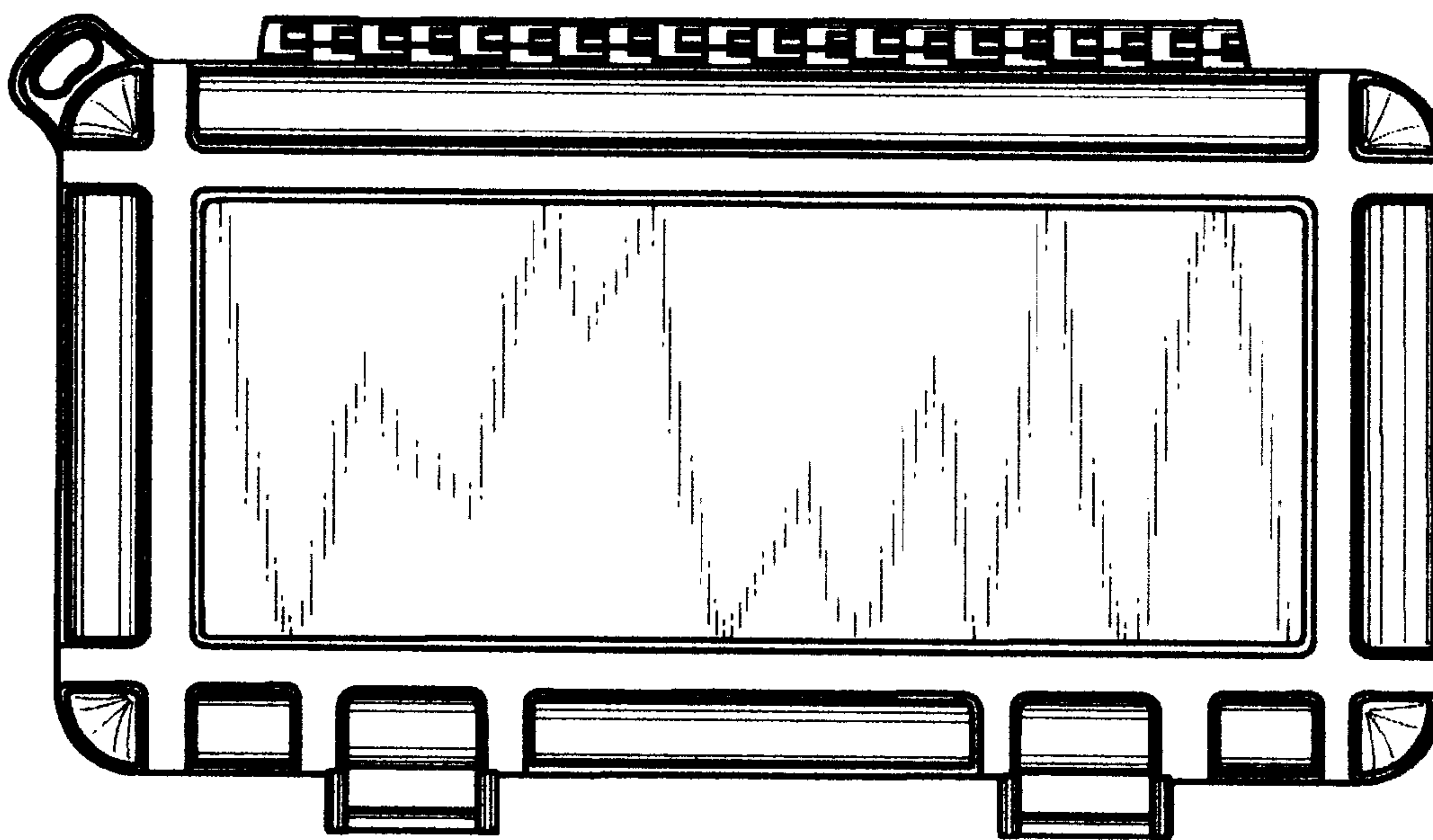


FIGURE 9