



US00D419765S

United States Patent [19]

Rodgers et al.

[11] **Patent Number: Des. 419,765**

[45] **Date of Patent: ** Feb. 1, 2000**

[54] **ARROW FLETCHING PROTECTIVE COVER**

[76] Inventors: **Tim Rodgers**, 327 E. Washington St., New London, Wis. 54961-1952; **Barry Fletcher**, N4750 Stiebs & Johnson Rd., New London, Wis. 54961

[**] Term: **14 Years**

[21] Appl. No.: **29/095,154**

[22] Filed: **Oct. 15, 1998**

[51] **LOC (7) Cl.** **03-01**

[52] **U.S. Cl.** **D3/254**

[58] **Field of Search** D3/254, 221; 206/315.1, 206/315.11; 224/916; 124/25.5, 25.7, 86

[56] **References Cited**

U.S. PATENT DOCUMENTS

4,785,934	11/1988	Hogle	206/315.11
4,955,413	9/1990	Van Hout et al.	206/315.11
5,358,108	10/1994	Celaya	206/315.11
5,775,314	7/1998	Michael et al.	124/86
5,803,069	9/1998	Schreiber	124/86

Primary Examiner—Louis S. Zarfaz
Assistant Examiner—Catherine R. Oliver

[57] **CLAIM**

The ornamental design for a arrow fletching protective cover, as shown and described.

DESCRIPTION

FIG. 1 is a front elevational view of the arrow fletching protective cover of the present invention; FIG. 2 is a rear elevational view of the arrow fletching protective cover of FIG. 1; FIG. 3 is a left side elevational view of the arrow fletching protective cover of FIG. 1; FIG. 4 is a right side elevational view of the arrow fletching protective cover of FIG. 1; FIG. 5 is a top plan view of the arrow fletching protective cover of FIG. 1; FIG. 6 is a bottom plan view of the arrow fletching protective cover of FIG. 1; and, FIG. 7 is a top, front, right side perspective view in a open position of the arrow fletching protective cover of FIG. 1. The broken line showing in FIG. 7 is for illustrative purposes only and forms no part of the claimed invention.

1 Claim, 3 Drawing Sheets




FIG. 1




FIG. 2




FIG. 3

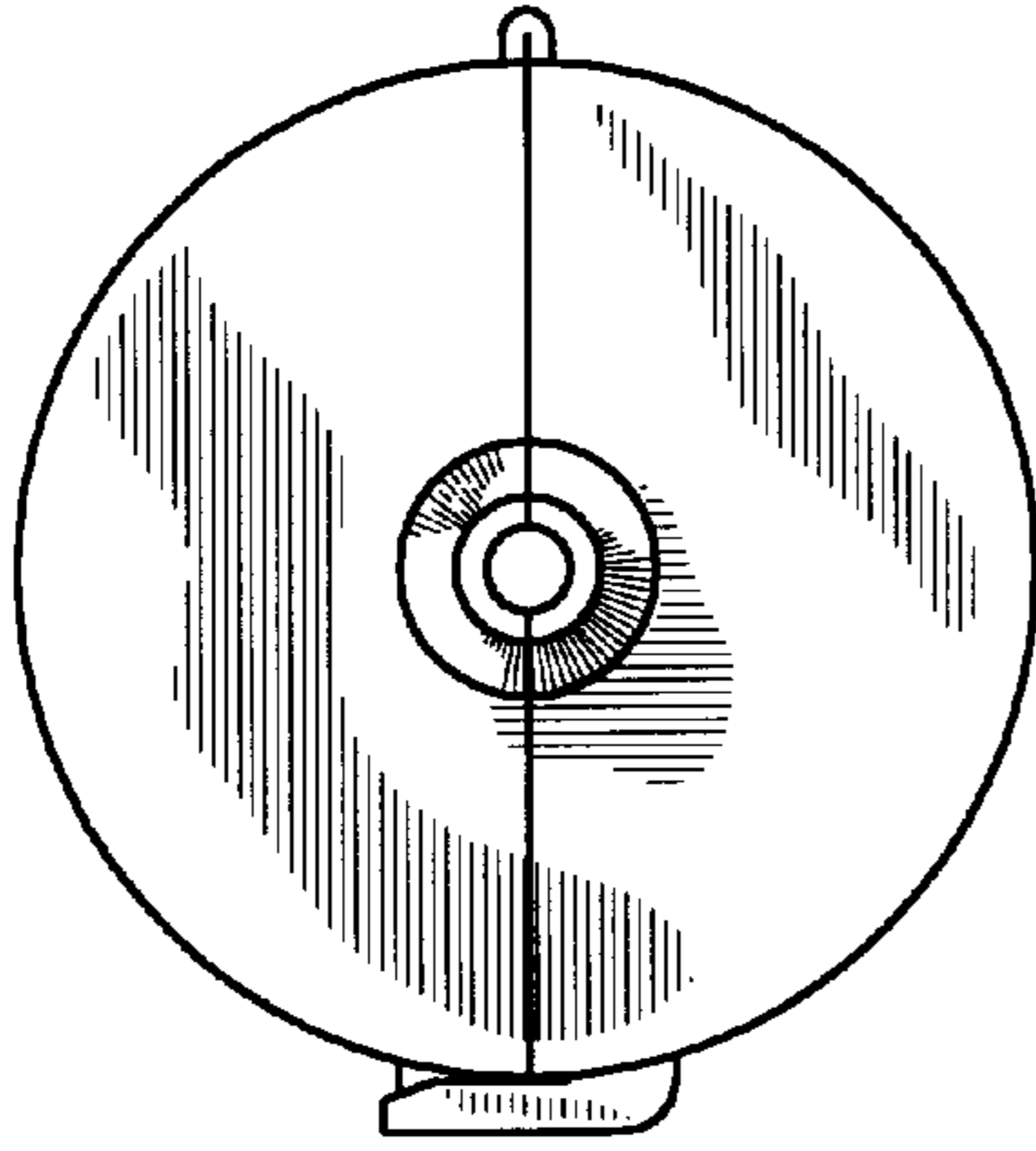


FIG. 4

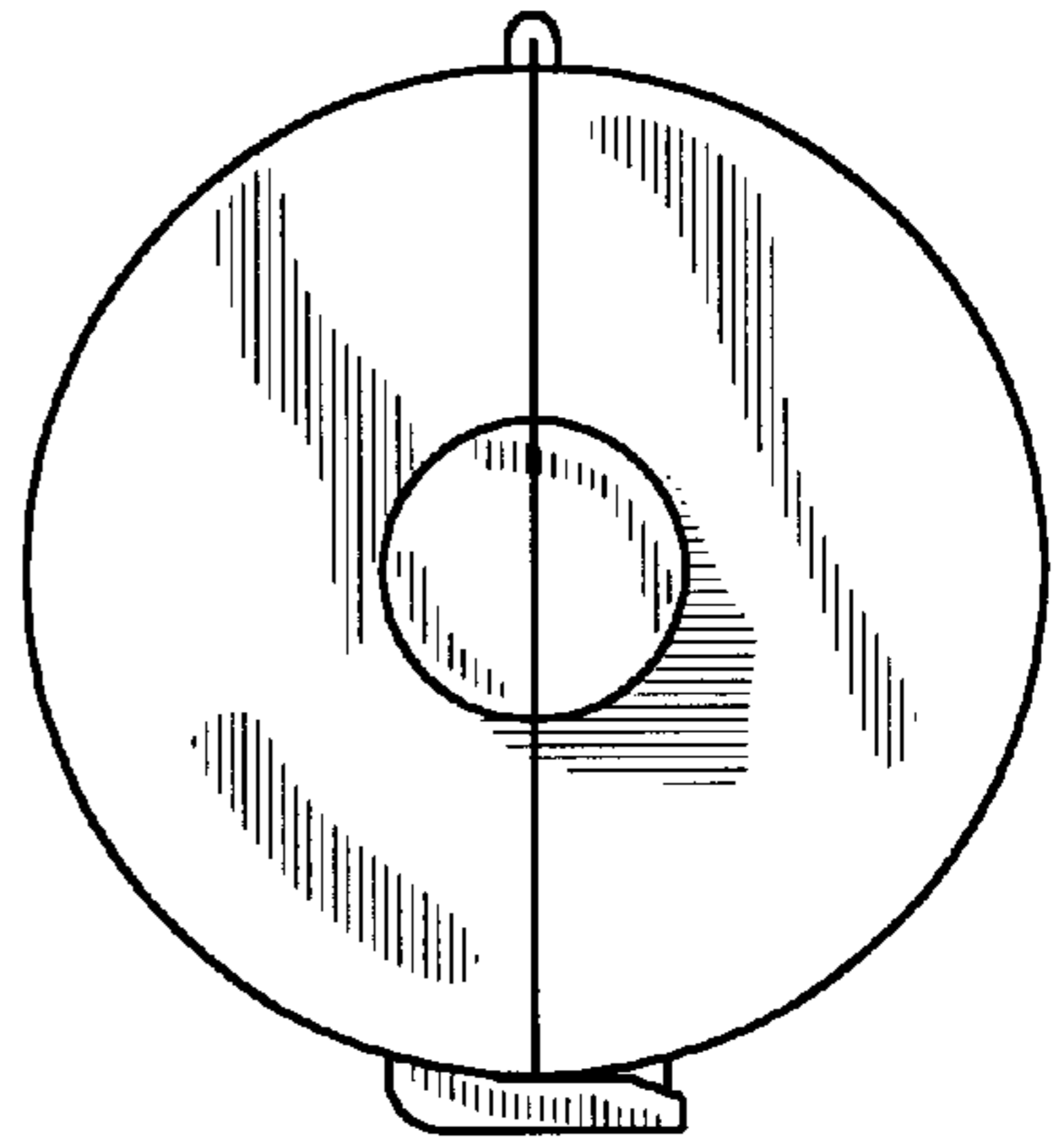


FIG. 5




FIG. 6

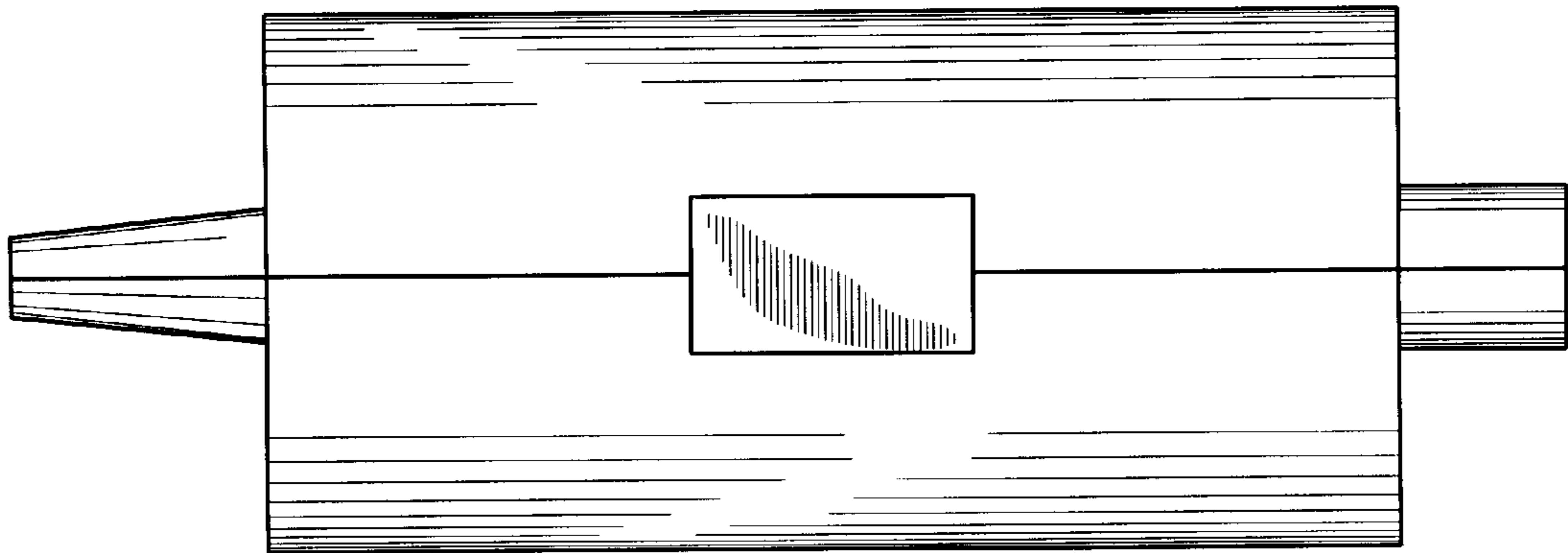


FIG. 7

