



US00D419759S

**United States Patent** [19]  
**Goudarzi**

[11] **Patent Number: Des. 419,759**  
[45] **Date of Patent: \*\* Feb. 1, 2000**

[54] **UMBRELLA**

[76] Inventor: **Behtash Goudarzi**, No. 14, 63-65 The Crescent, Fairfield, New South Wales, 2165, Australia

[\*\*] Term: **14 Years**

[21] Appl. No.: **29/097,572**

[22] Filed: **Dec. 9, 1998**

[51] **LOC (7) Cl.** ..... **03-03**

[52] **U.S. Cl.** ..... **D3/5**

[58] **Field of Search** ..... D3/5, 6, 16; 135/15.1, 135/16, 20.1, 25.31, 25.3, 98

[56] **References Cited**

**U.S. PATENT DOCUMENTS**

229,685	7/1880	Ege	135/20.1
D. 342,378	12/1993	Pedorella	D3/6
2,948,289	8/1960	Owczarek	135/20.1
5,307,827	5/1994	Haddad et al.	135/20.1
5,505,221	4/1996	Gao	135/20.1

*Primary Examiner*—Louis S. Zarfaz  
*Assistant Examiner*—Catherine R. Oliver

*Attorney, Agent, or Firm*—Coats & Bennett, P.L.L.C.

[57] **CLAIM**

The ornamental design for an umbrella, as shown.

**DESCRIPTION**

FIG. 1 is a perspective view of the umbrella of the present invention shown in an erect position.

FIG. 2 is a perspective view of the umbrella of the present invention shown in a folded position.

FIG. 3 is a front elevational view of the umbrella in an erect position.


FIG. 4 is a rear elevational view of the umbrella in the erect position.

FIG. 5 is a side elevational view of the umbrella in an erect position with the opposite side being a mirror image of the same.

FIG. 6 is a top plan view of the umbrella in the erect position; and,

FIG. 7 is a bottom plan view of the umbrella in the erect position.

**1 Claim, 3 Drawing Sheets**






FIG.1

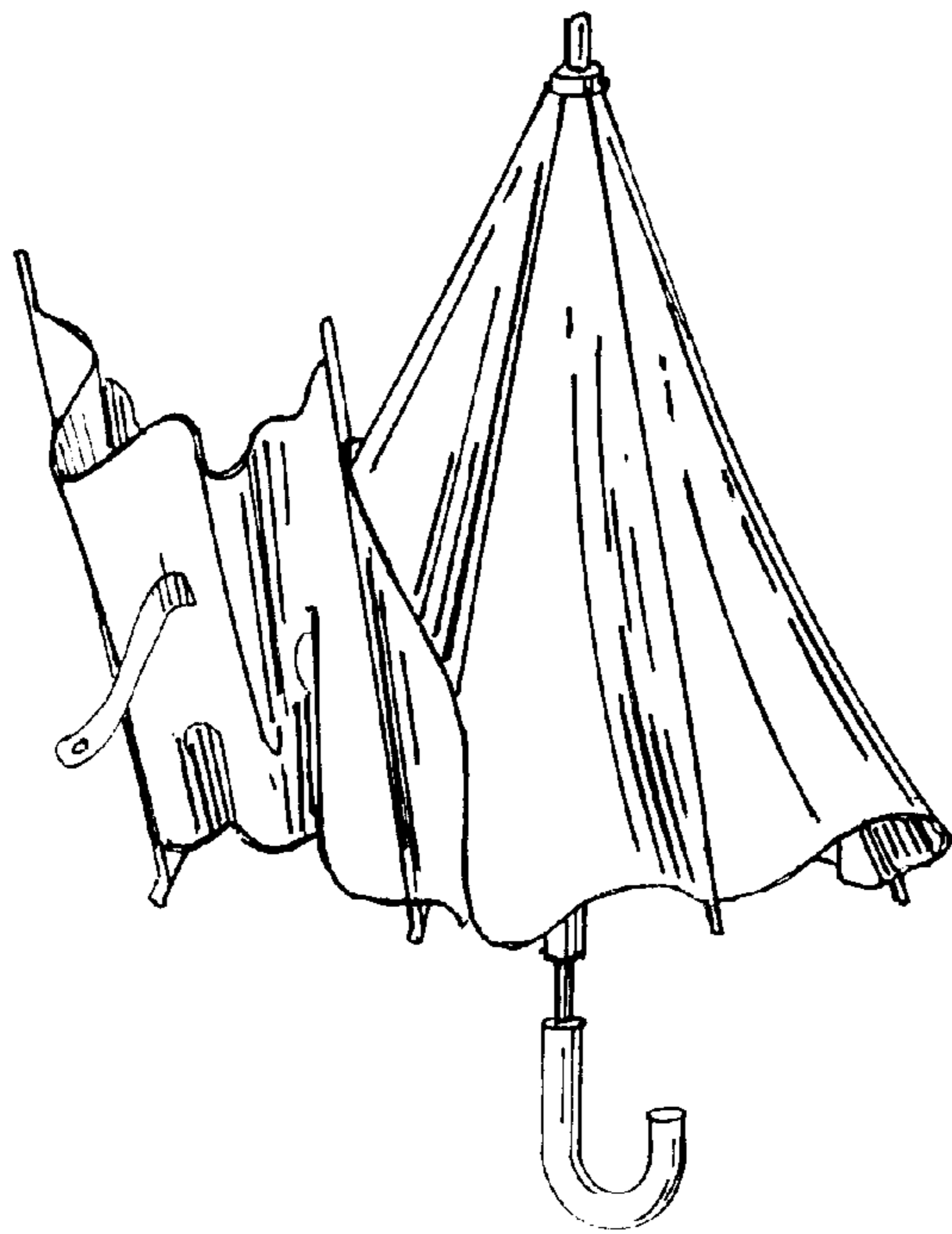


FIG.2



FIG. 3

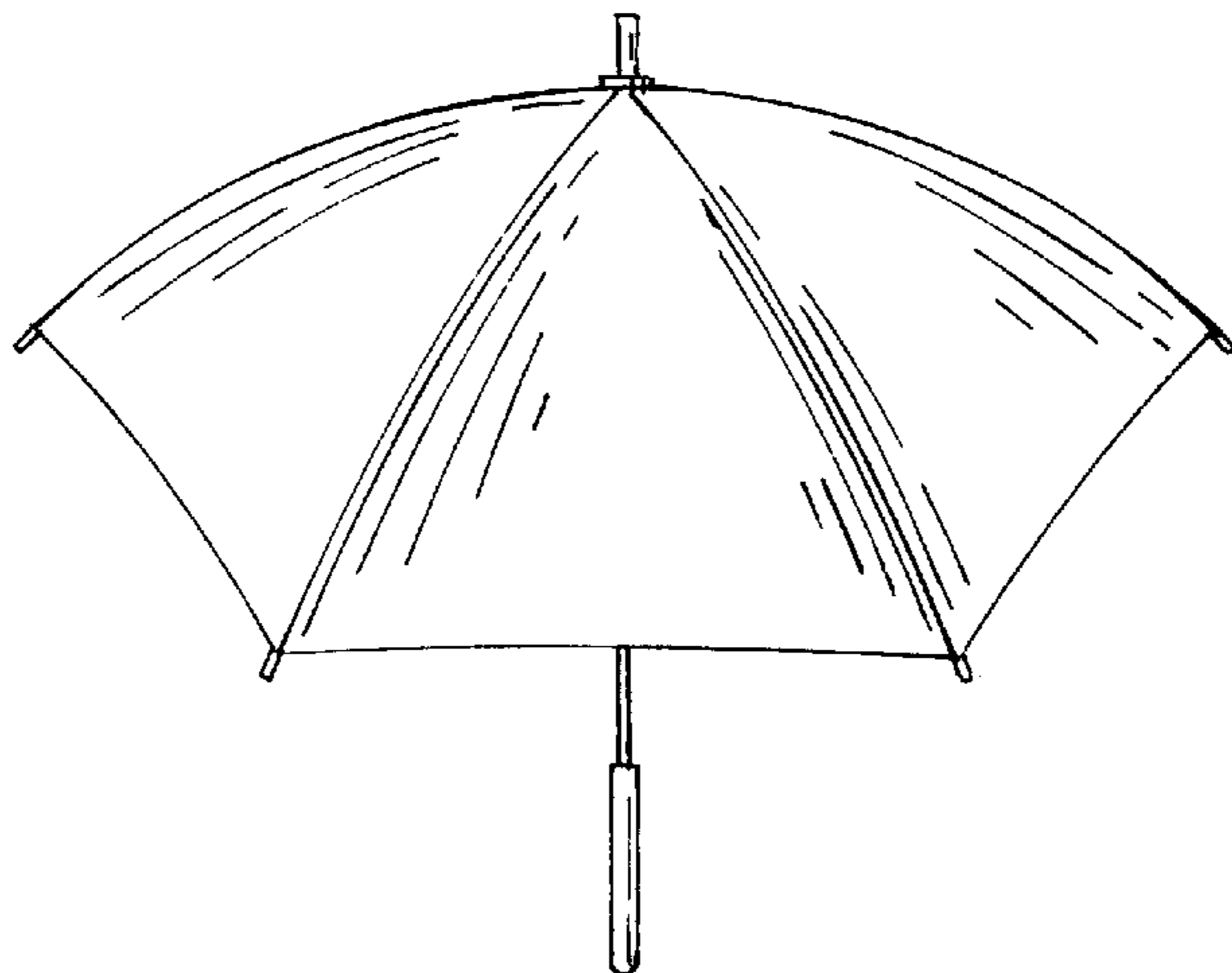


FIG. 4




FIG. 5

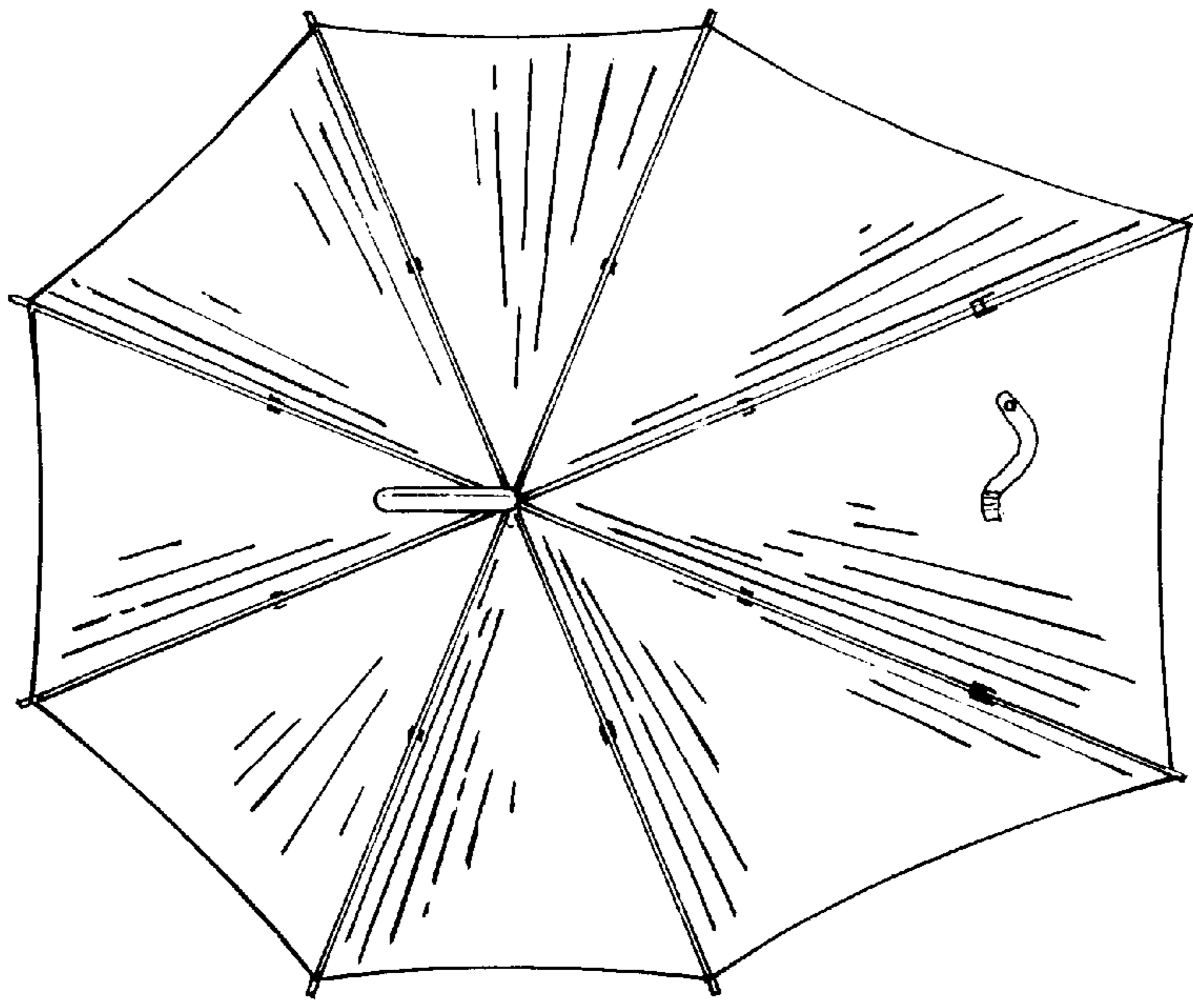


FIG. 7

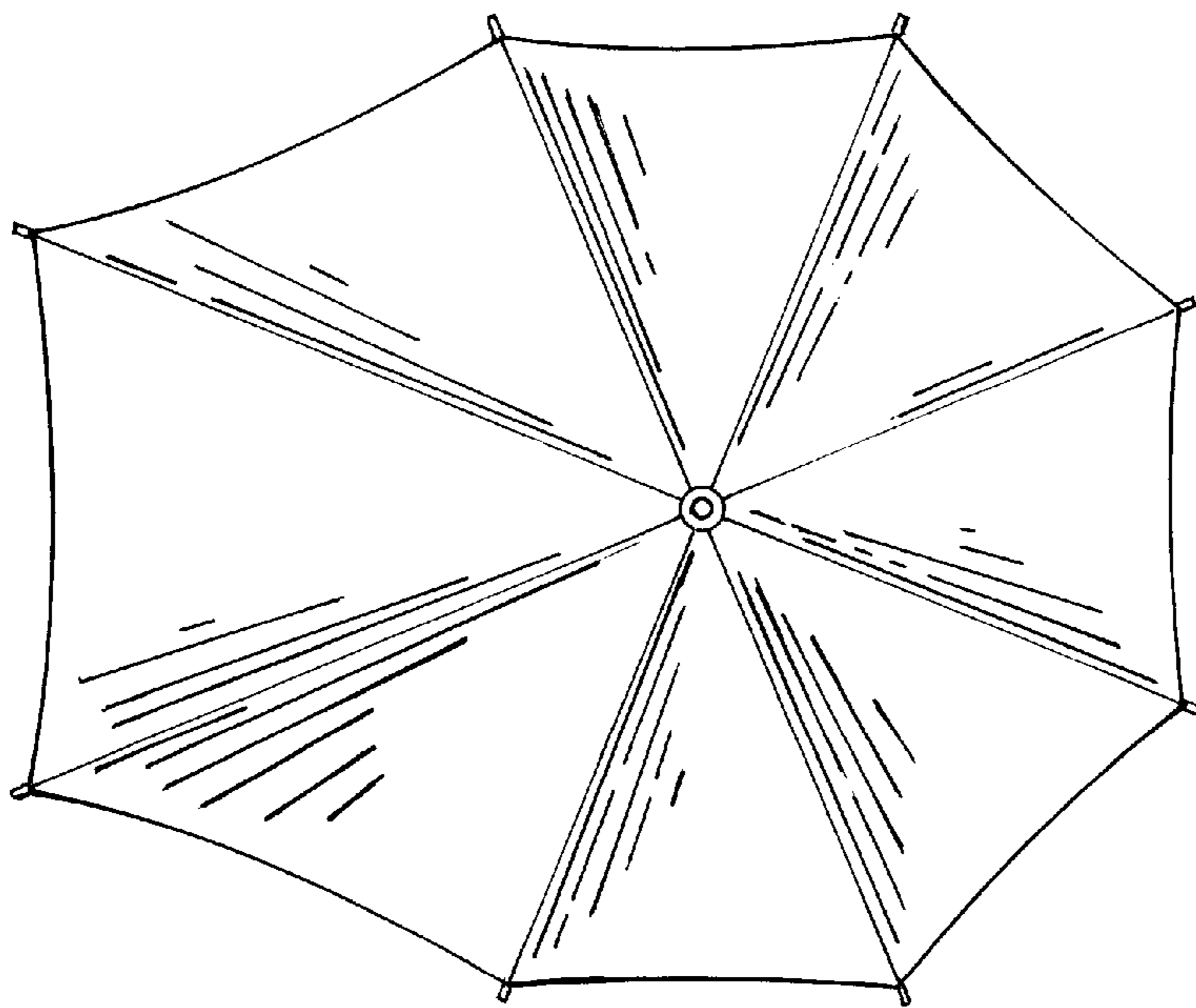


FIG. 6