



US00D419758S

United States Patent [19] Hudson

[11] **Patent Number: Des. 419,758**

[45] **Date of Patent: ** Feb. 1, 2000**

[54] **SIDE ELEMENT OF A SHOE UPPER**

[75] Inventor: **Peter Hudson**, Portland, Oreg.

[73] Assignee: **Nike, Inc.**, Beaverton, Oreg.

[**] Term: **14 Years**

[21] Appl. No.: **29/108,092**

[22] Filed: **Jul. 19, 1999**

[51] **LOC (7) Cl.** **02-99**

[52] **U.S. Cl.** **D2/972**

[58] **Field of Search** D2/896, 902, 907,
D2/943, 944, 969, 970, 972, 973; 36/45,
50.1, 51, 77 M, 77 R, 83, 88, 89, 113,
114, 126-130

[56] **References Cited**

U.S. PATENT DOCUMENTS

- D. 319,529 9/1991 Hatfield .
- D. 344,397 2/1994 Zelenko .
- D. 389,300 1/1998 Teague .
- D. 394,147 5/1998 Schenone .
- D. 400,000 10/1998 Hatfield et al. D2/972
- D. 402,101 12/1998 Selbiger D2/972
- D. 407,546 4/1999 Doxey et al. .

OTHER PUBLICATIONS

“Nike Footwear Catalog,” Late Spring 1996, published Aug. 1, 1995, (p.79), Beaverton, Oregon.

“Nike Footwear Catalog,” Spring 1997, published Jun. 1, 1996 (p. 75, 83, 137), Beaverton, Oregon.

“Nike Footwear Catalog,” Late Spring 1999, published Sep. 1, 1998 (pp. M82), Beaverton, Oregon.

“Nike Footwear Catalog,” Fall 1999, published Nov. 1, 1998 (pp. M9, M17, M18, M111, W54, W100), Beaverton, Oregon.

“Nike Footwear Catalog,” Holiday 1999, published Mar. 1, 1999 (pp. M66, M67, M93, M144, M155, W13, W16, W25, W34), Beaverton, Oregon.

Primary Examiner—Dominic Simone
Attorney, Agent, or Firm—Trask, Britt & Rossa

[57] **CLAIM**

The ornamental design for a side element of a shoe upper, as shown and described.

DESCRIPTION

FIG. 1 is a perspective view of a side element of a shoe upper showing my new design;

FIG. 2 is a side elevational view of the side element of a shoe upper shown in FIG. 1;

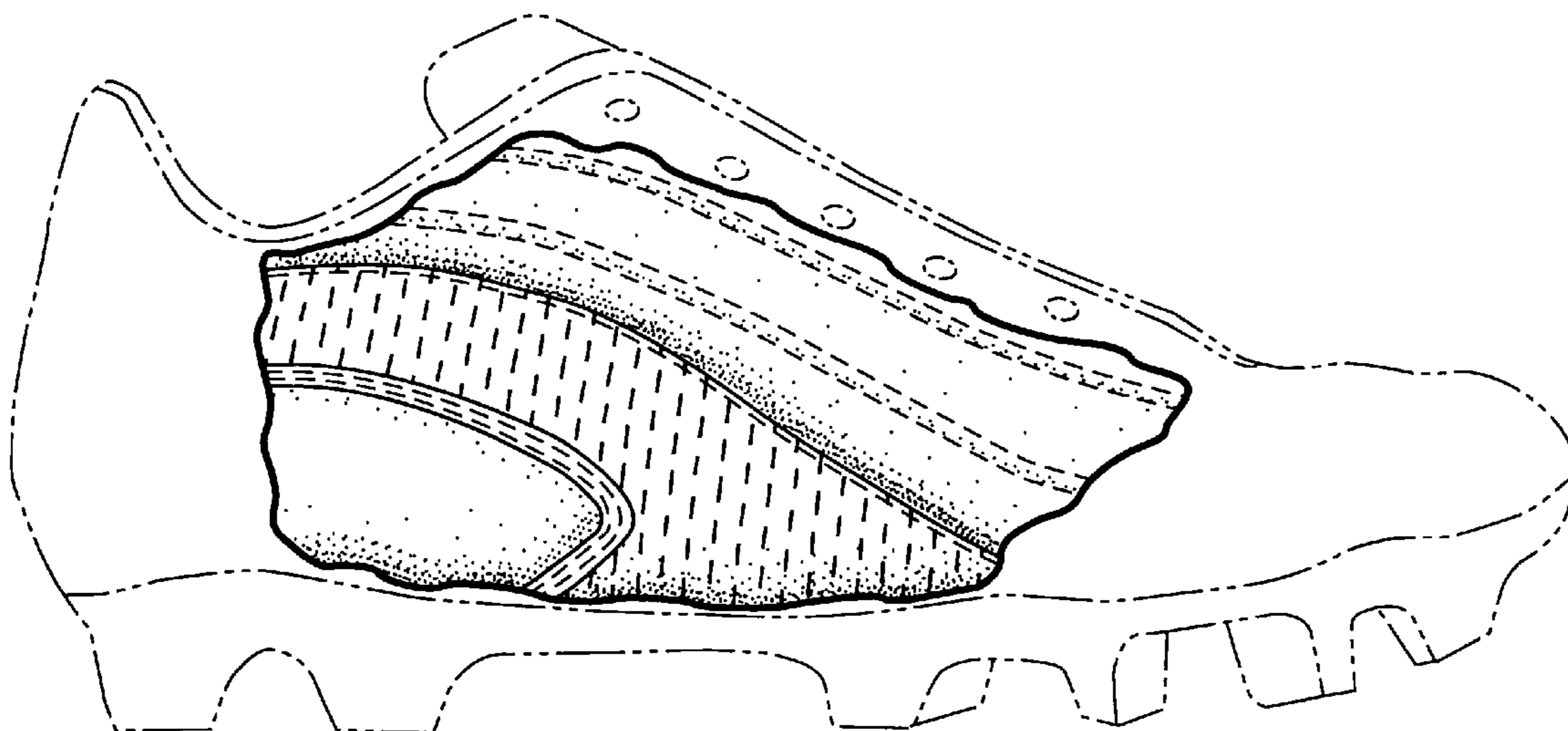
FIG. 3 is a front elevational view of the side element of a shoe upper shown in FIG. 1;

FIG. 4 is a rear elevational view of the side element of a shoe upper shown in FIG. 1; and,

FIG. 5 is a top view of the side element of a shoe upper shown in FIG. 1.

The phantom lines showing a portion of a shoe, in FIGS. 1-5 are for illustrative purposes only and form no part of the claimed design.

1 Claim, 2 Drawing Sheets



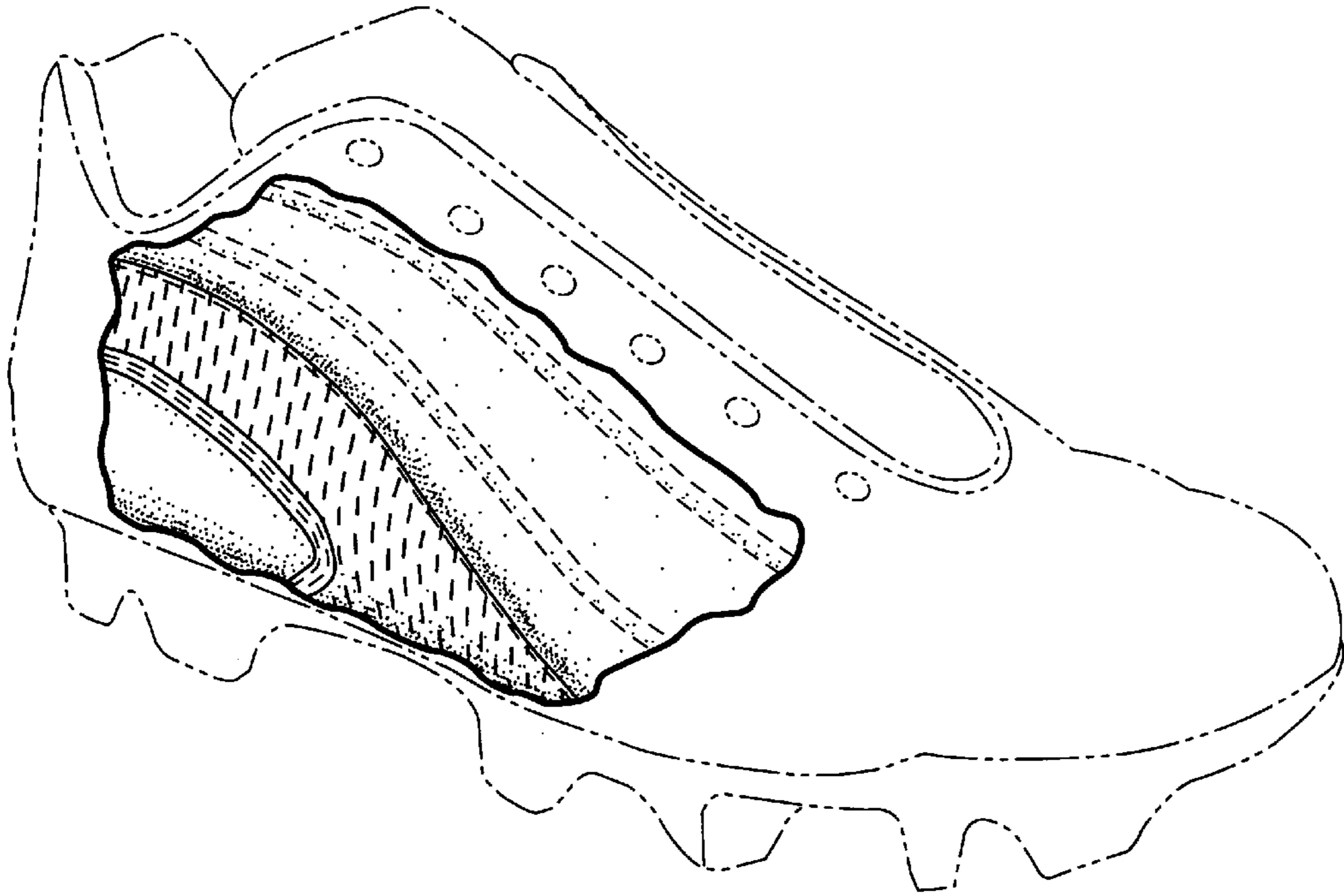


Fig. 1

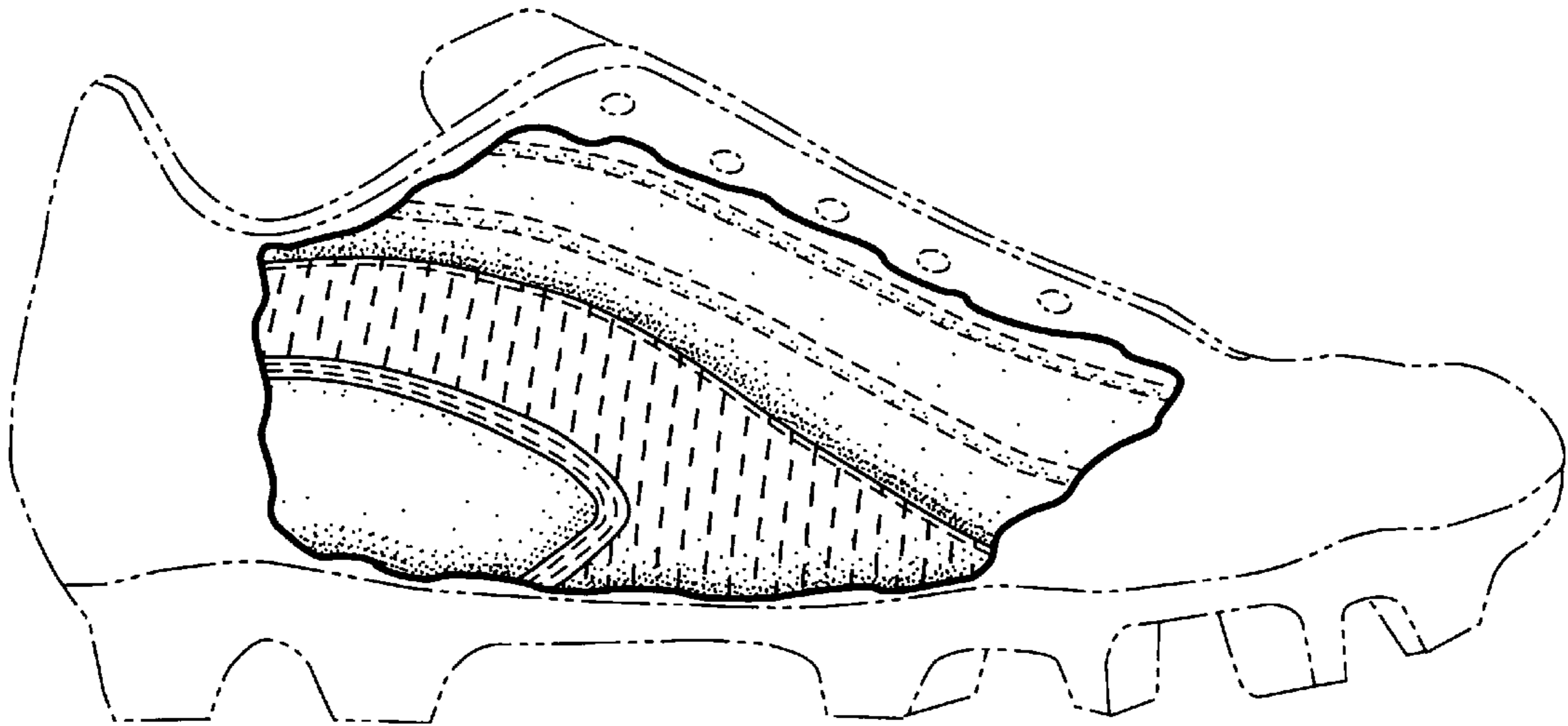


Fig. 2

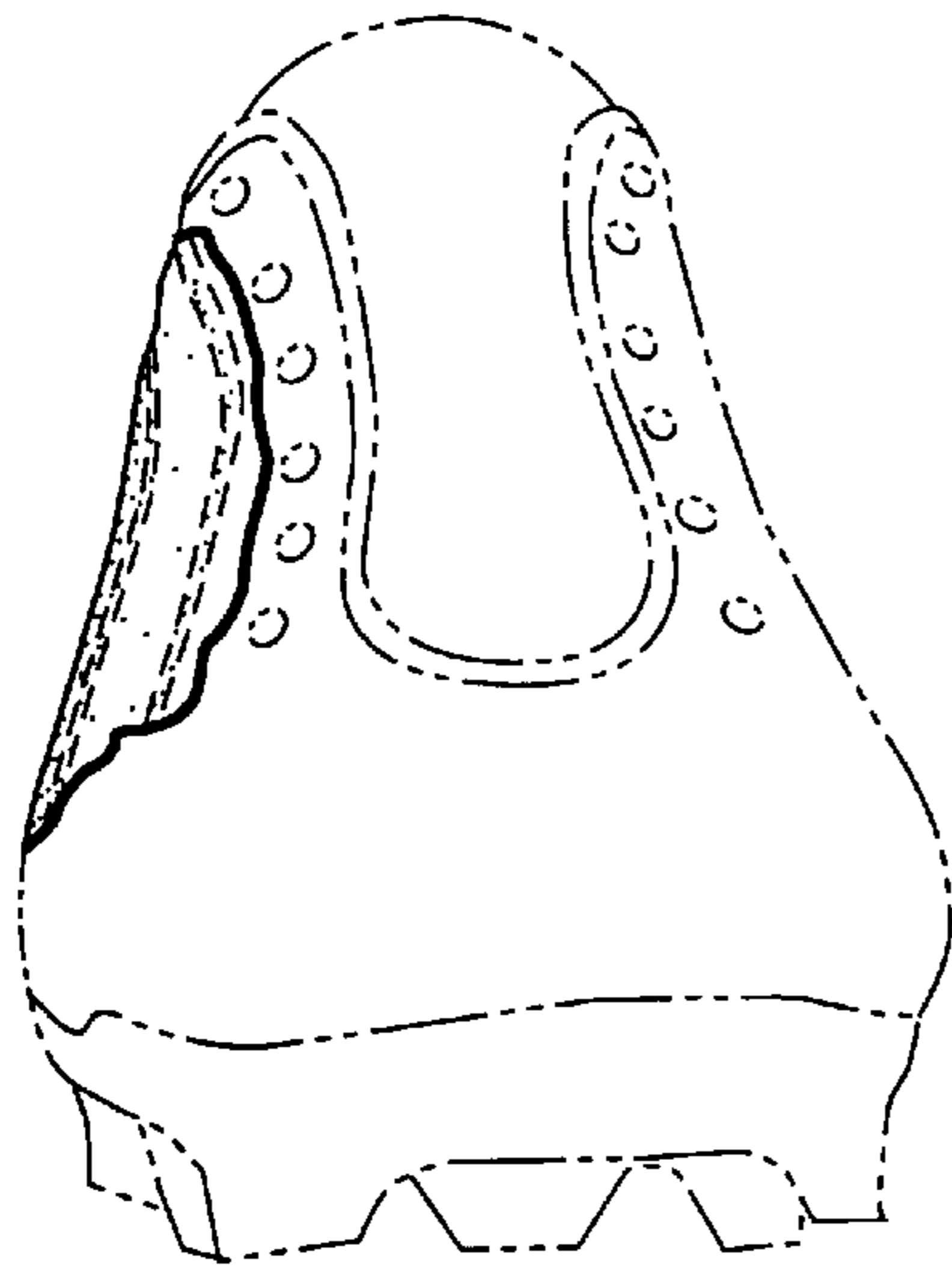


Fig. 3

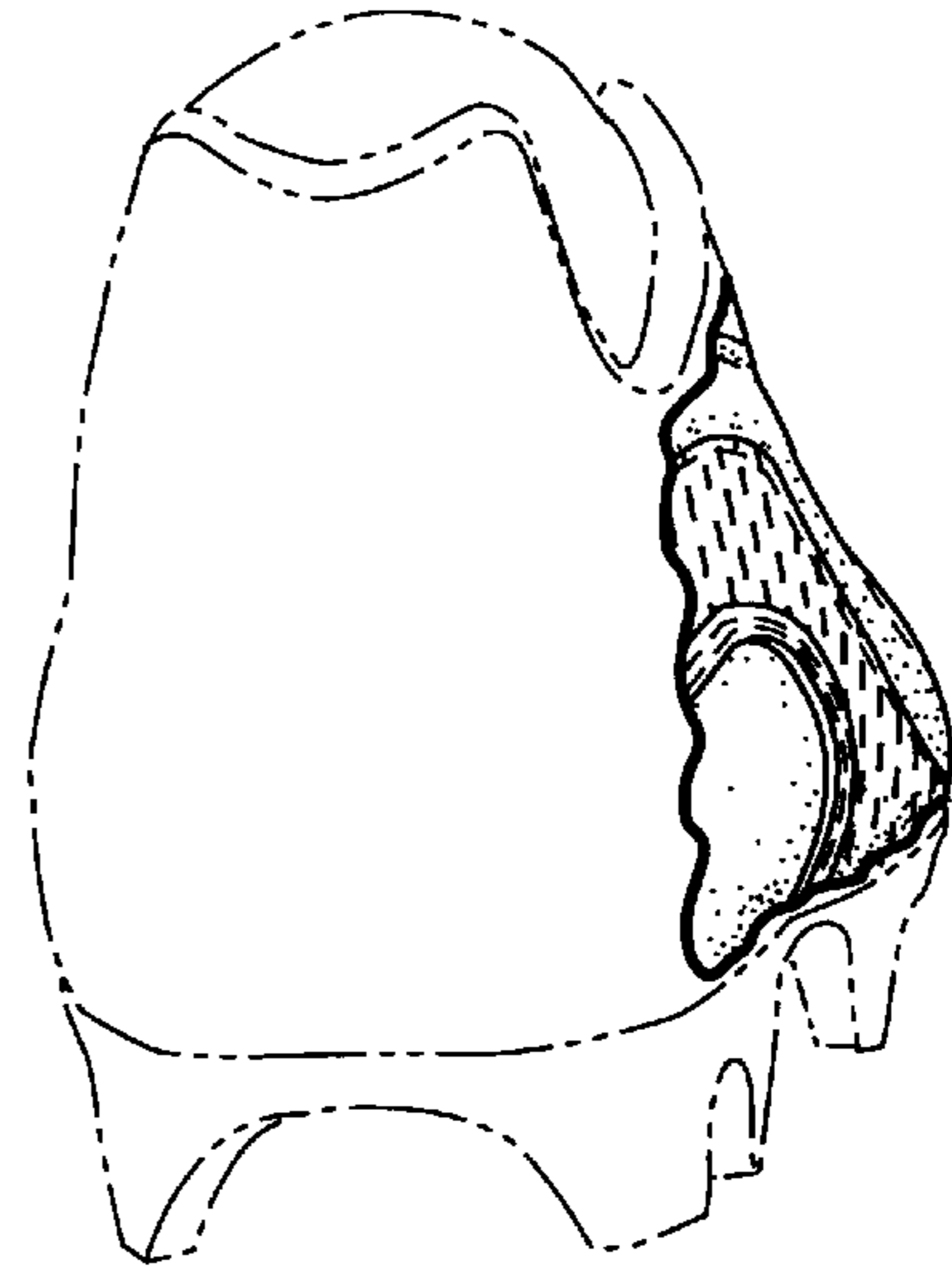


Fig. 4

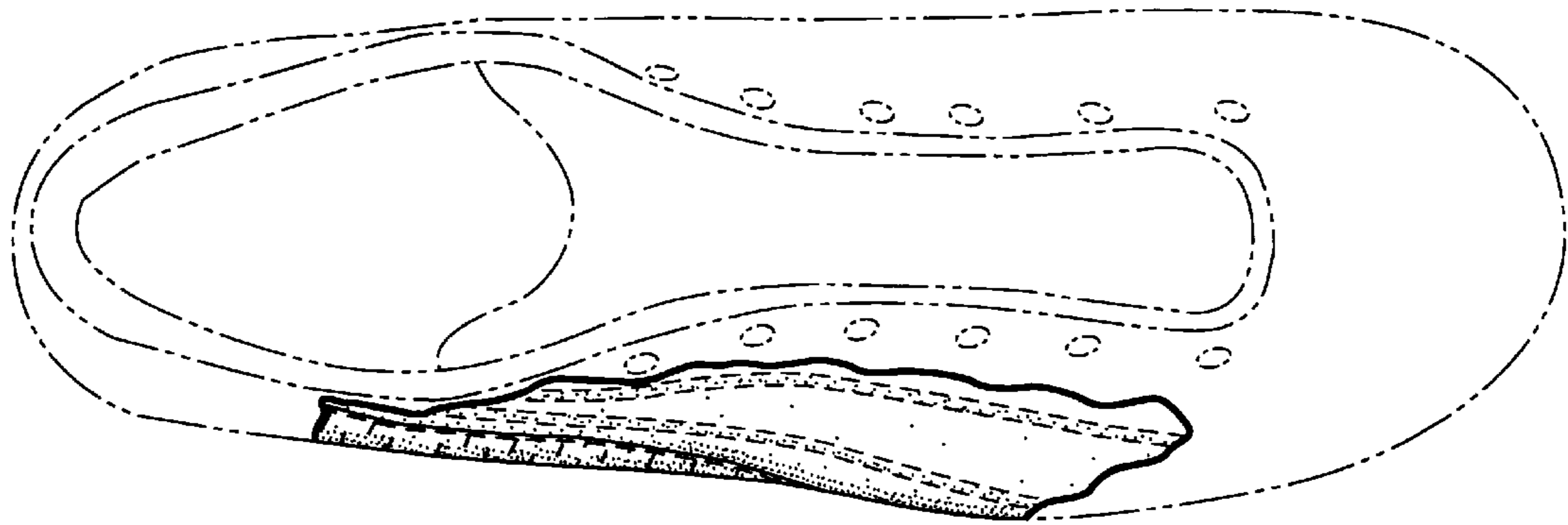


Fig. 5