



US00D419725S

# United States Patent [19] Warshawsky

[11] **Patent Number: Des. 419,725**  
[45] **Date of Patent: \*\* Jan. 25, 2000**

[54] **VANITY TRAY**  
[75] **Inventor: Jerome Warshawsky, Hewlett Harbor, N.Y.**  
[73] **Assignee: I.W. Industries, Inc., Melville, N.Y.**  
[\*\*] **Term: 14 Years**  
[21] **Appl. No.: 29/089,573**  
[22] **Filed: Jun. 18, 1998**  
[51] **LOC (7) Cl. .... 28-03**  
[52] **U.S. Cl. .... D28/73; D6/300**  
[58] **Field of Search .... D28/9, 73, 74, D28/99; D6/300, 301, 310, 396, 397, 451, 475, 477, 480, 484, 487, 488; D7/500, 545, 548, 552.2, 554.3, 701, 708, 396.1, 396.6, 388; 108/27, 50.15, 156, 157.18, 161**

D. 261,841 11/1981 Kvasnicka ..... D6/451  
D. 329,721 9/1992 Kruger ..... D28/99  
D. 332,713 1/1993 Kruger ..... D6/511  
D. 343,972 2/1994 Pauer et al. .... D6/480

### OTHER PUBLICATIONS

BEST 1992/93 Cat., p. 174: item No. 5.  
Service Merchandise 1996/97 cat. p. 174: (tray) items Nos. 11 and 14—shown by arrows.

*Primary Examiner*—Ted Shooman  
*Assistant Examiner*—C Tuttle  
*Attorney, Agent, or Firm*—Alfred M. Walker

### [57] CLAIM

The ornamental design for a vanity tray, as shown and described.

### DESCRIPTION

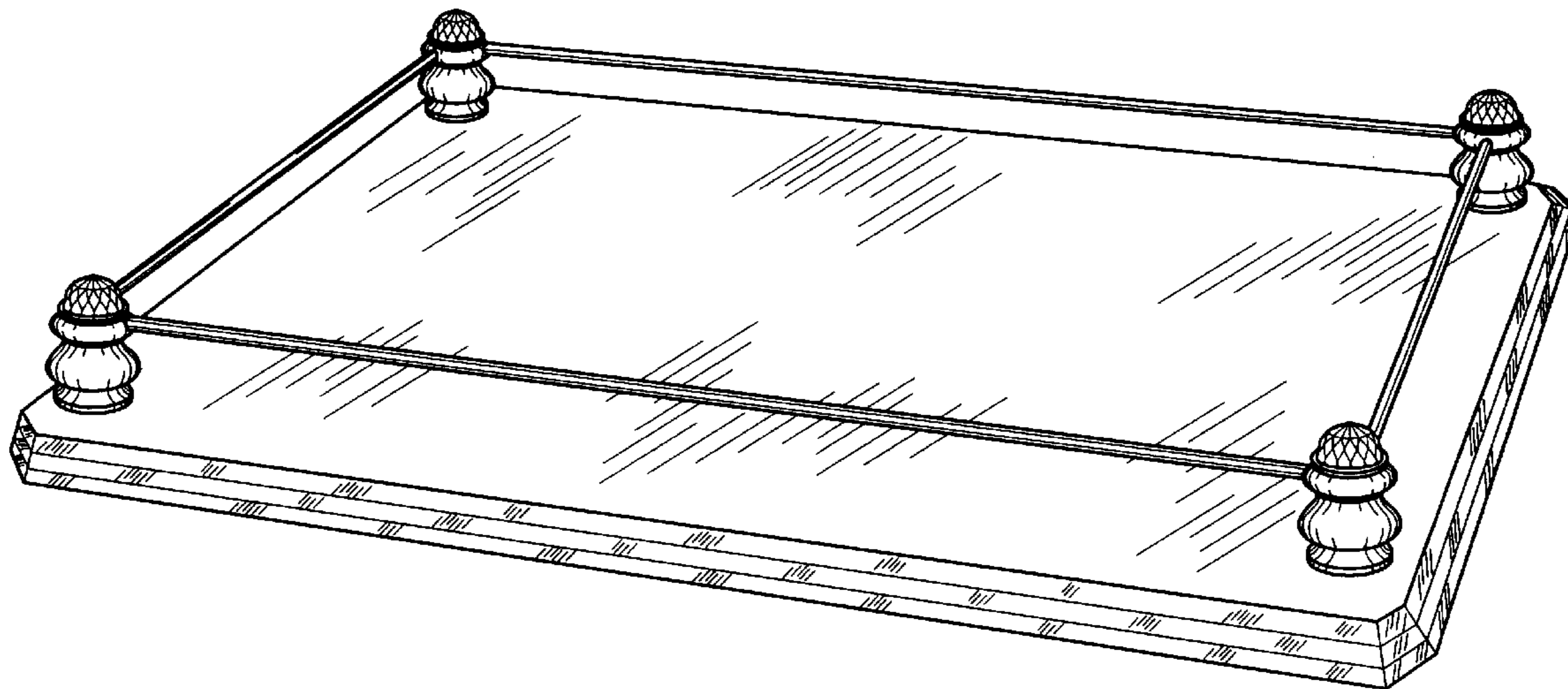
FIG. 1 is a perspective view of a vanity tray, showing my new design;  
FIG. 2 is a right side elevational view thereof, the left side elevational view being a mirror image thereof;  
FIG. 3 is a front elevational view thereof, the rear elevational view being a mirror image thereof;  
FIG. 4 is a top plan view, thereof; and,  
FIG. 5 is a bottom view thereof.

### [56] References Cited

#### U.S. PATENT DOCUMENTS

D. 39,557 9/1908 Hebestreit ..... D7/554.3  
D. 63,444 12/1923 Bates ..... D9/423  
D. 66,631 2/1925 Himmelfarb ..... D7/548  
D. 92,206 5/1934 Reilly ..... D7/548  
D. 237,567 11/1975 Korn ..... D6/480 X

**1 Claim, 4 Drawing Sheets**



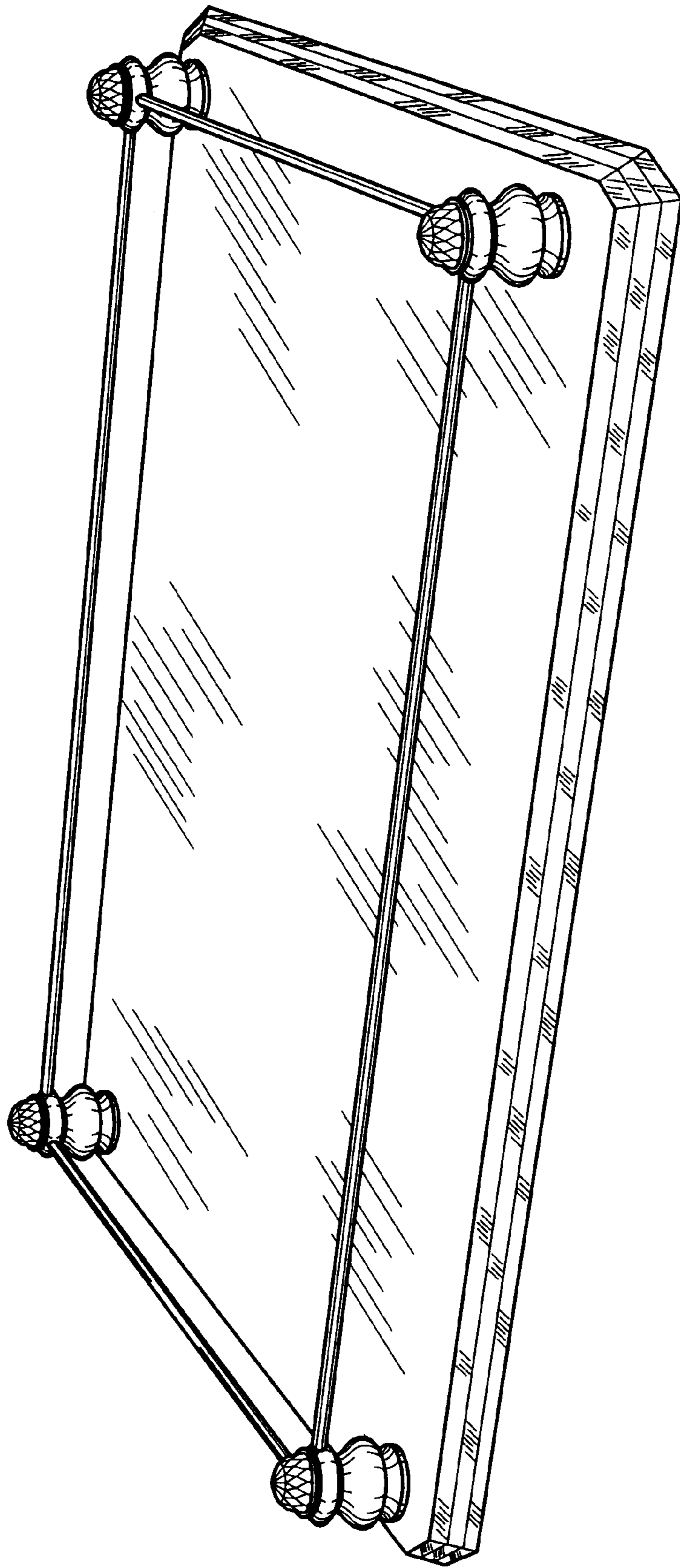


FIG. 1

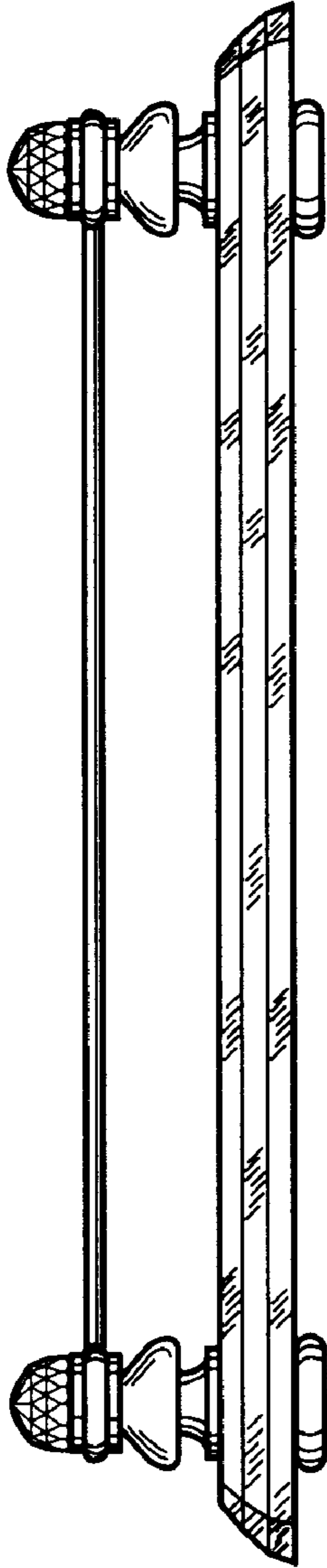


FIG. 2

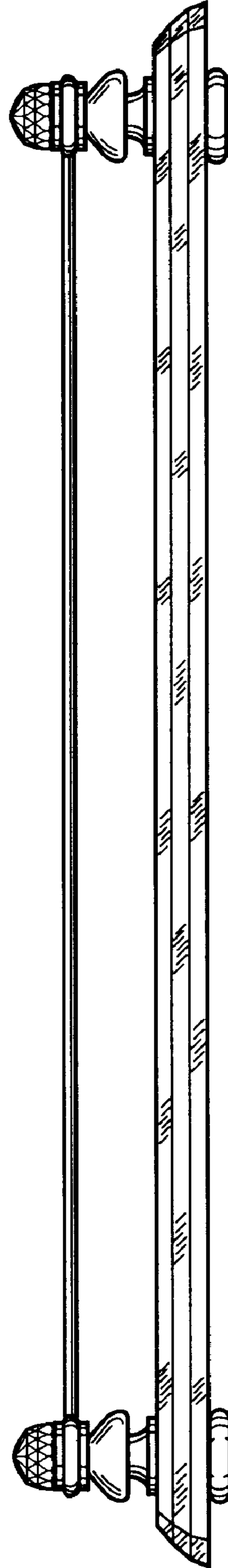


FIG. 3




FIG. 4




FIG. 5