



US00D419722S

United States Patent [19]

Prochaska

[11] **Patent Number: Des. 419,722**

[45] **Date of Patent: ** *Jan. 25, 2000**

[54] **ASSEMBLED RAZOR HANDLE CARTRIDGE AND CADDY**

[75] Inventor: **Frank H. Prochaska**, Waynesboro, Va.

[73] Assignee: **American Safety Razor Company**, Verona, Va.

[*] Notice: This patent is subject to a terminal disclaimer.

[**] Term: **14 Years**

[21] Appl. No.: **29/058,513**

[22] Filed: **Aug. 16, 1996**

[51] **LOC (7) Cl. 28-03**

[52] **U.S. Cl. D28/46**

[58] **Field of Search** D28/44-48, 73; D6/526; D9/542; 30/32, 34.05, 47-51, 526-541; 206/208, 228, 352-356

[56] **References Cited**

U.S. PATENT DOCUMENTS

D. 145,084	6/1946	Hutt et al.	D6/526
D. 250,664	12/1978	Kruger et al.	D28/46
D. 253,726	12/1979	Schuman et al.	D28/48 X
D. 258,016	1/1981	Pace	30/48 X
D. 346,880	5/1994	Meisner et al.	D28/48
D. 363,142	10/1995	Shurtleff	D28/48
D. 373,444	9/1996	Shurtleff et al.	D28/48
3,762,045	10/1973	Fitzpatrick, Jr.	30/40.1
5,031,319	7/1991	Althaus et al.	30/526

5,457,887 10/1995 Grange 30/541

FOREIGN PATENT DOCUMENTS

615820	9/1994	European Pat. Off.	30/1
M 9300457	10/1994	Germany	28/3
711144	6/1954	United Kingdom	206/228

OTHER PUBLICATIONS

Glamour Sep. 1994, p. 204—Schick Silk Effects razor and holder. (copy in Ext. digest).

Primary Examiner—Ted Shooman

Assistant Examiner—C Tuttle

Attorney, Agent, or Firm—McDermott, Will & Emery

[57] **CLAIM**

The ornamental design for an assembled razor handle, cartridge and caddy, as shown and described.

DESCRIPTION

FIG. 1 is a right side elevational view of the assembled razor handle, caddy, and cartridge, the left side view being a mirror image of the side shown;

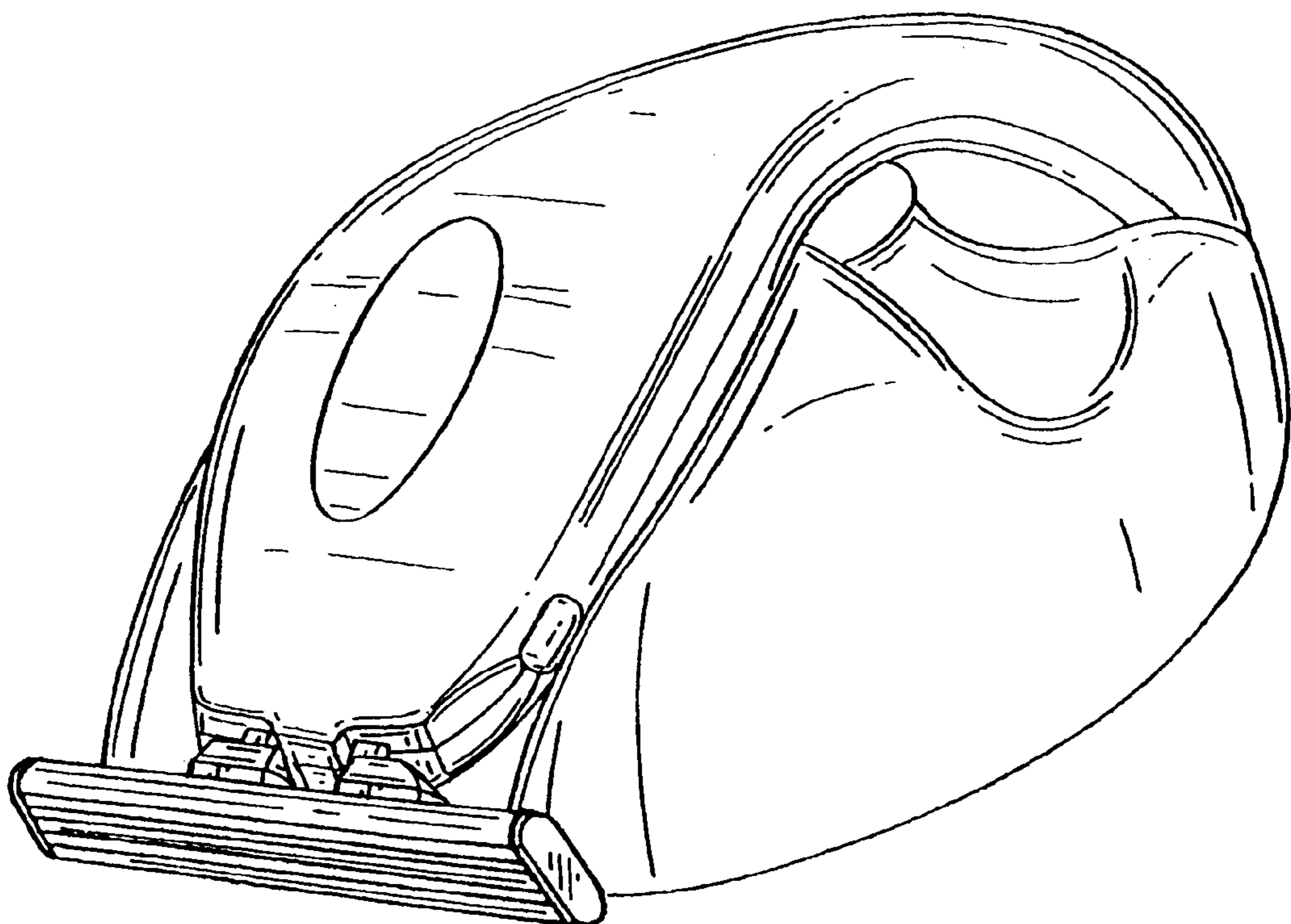
FIG. 2 is a right front perspective view of the assembled razor handle, caddy, and cartridge of FIG. 1;

FIG. 3 is a front view of the assembled razor handle, caddy, and cartridge of FIG. 1;

FIG. 4 is a top view of the assembled razor handle, caddy, and cartridge of FIG. 1; and,

FIG. 5 is a perspective view of the rear of the assembled razor handle, caddy, and cartridge of FIG. 1.

1 Claim, 3 Drawing Sheets



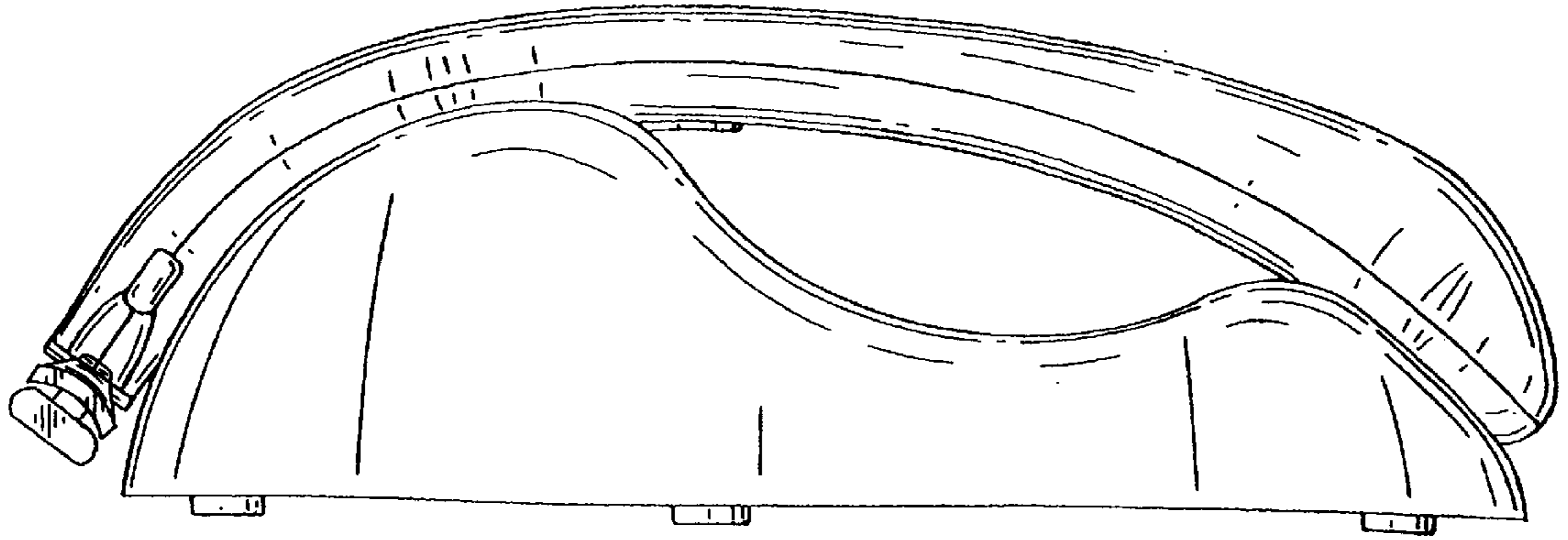


FIG. 1

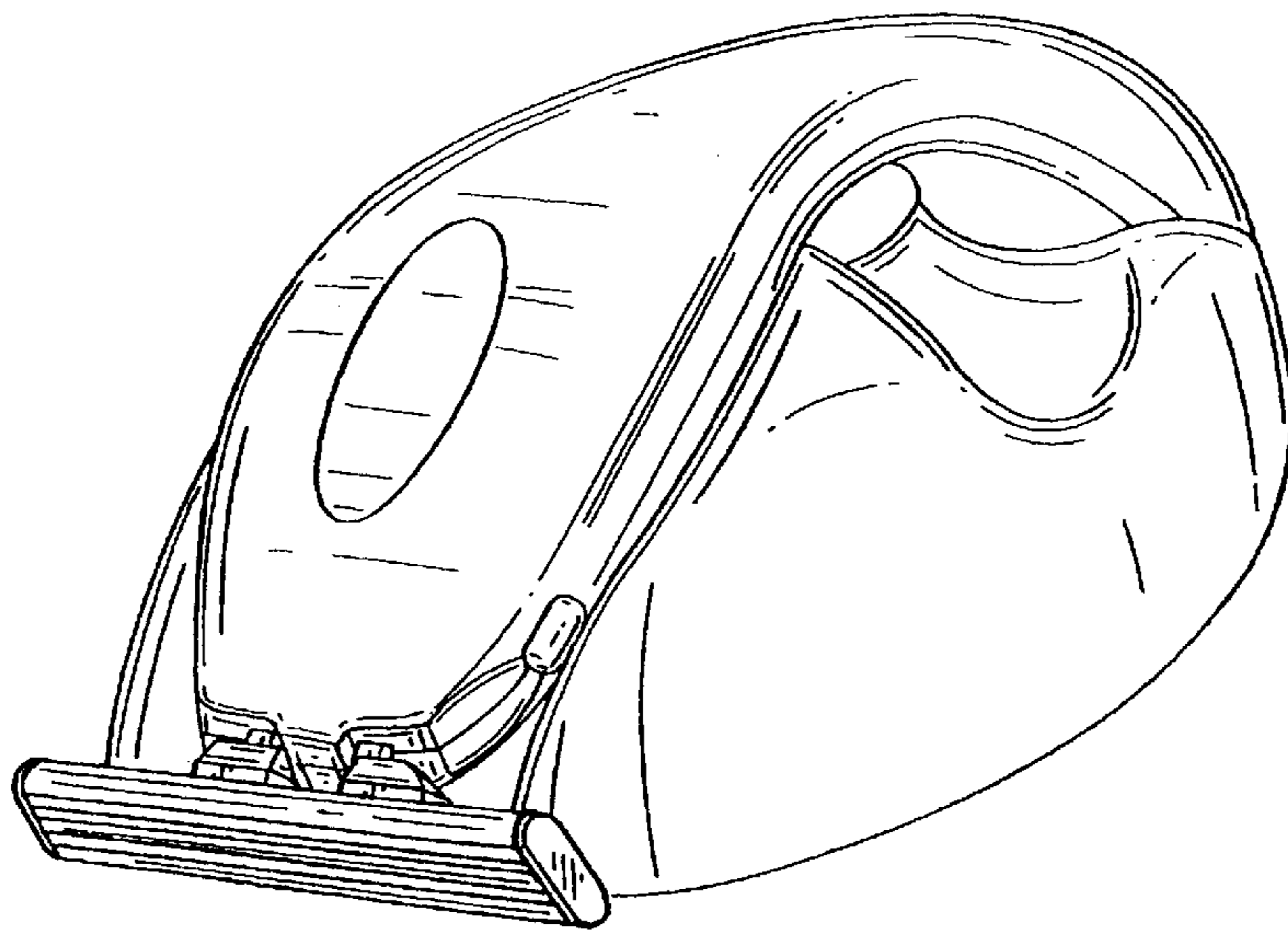


FIG. 2

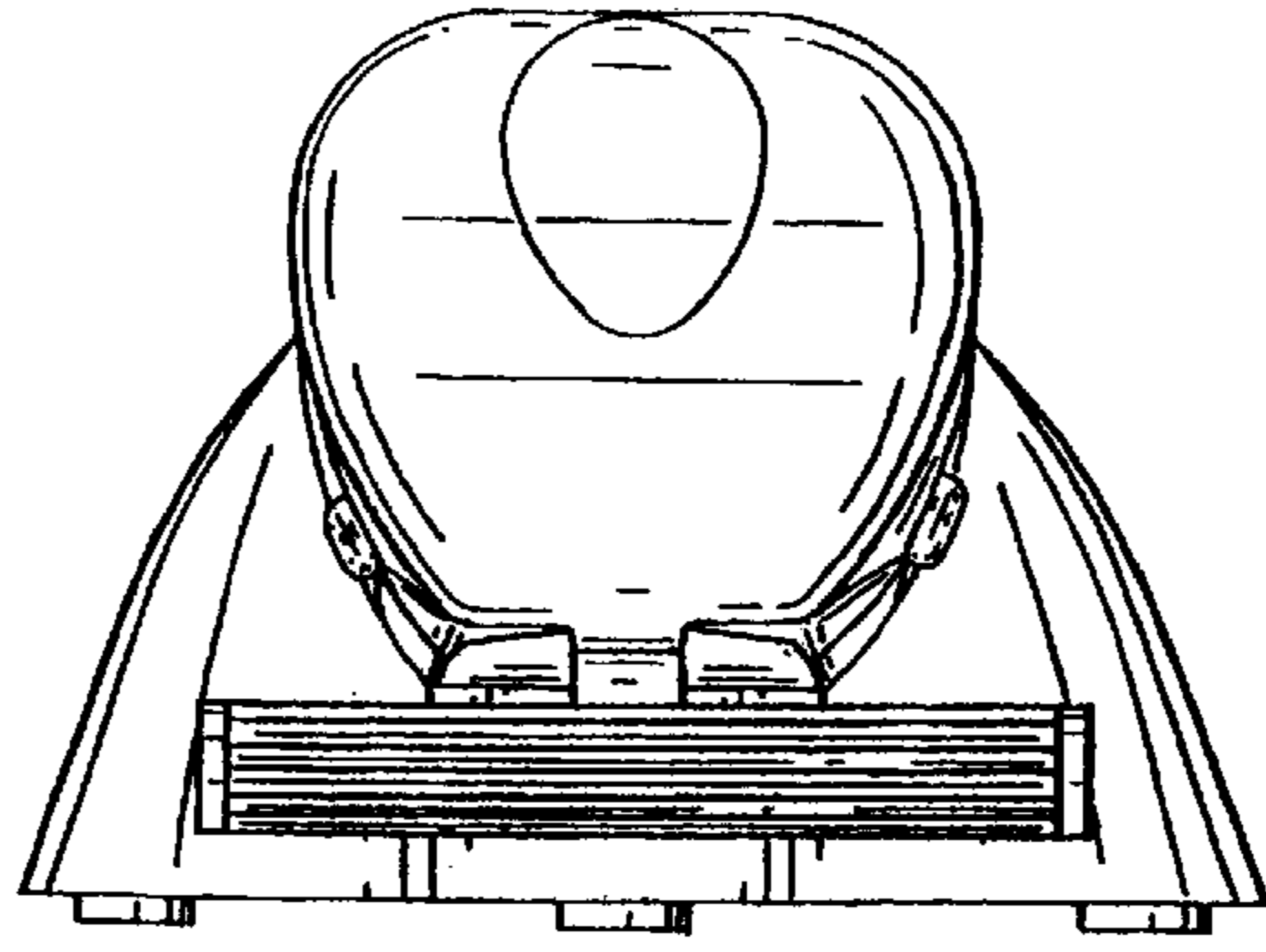


FIG. 3

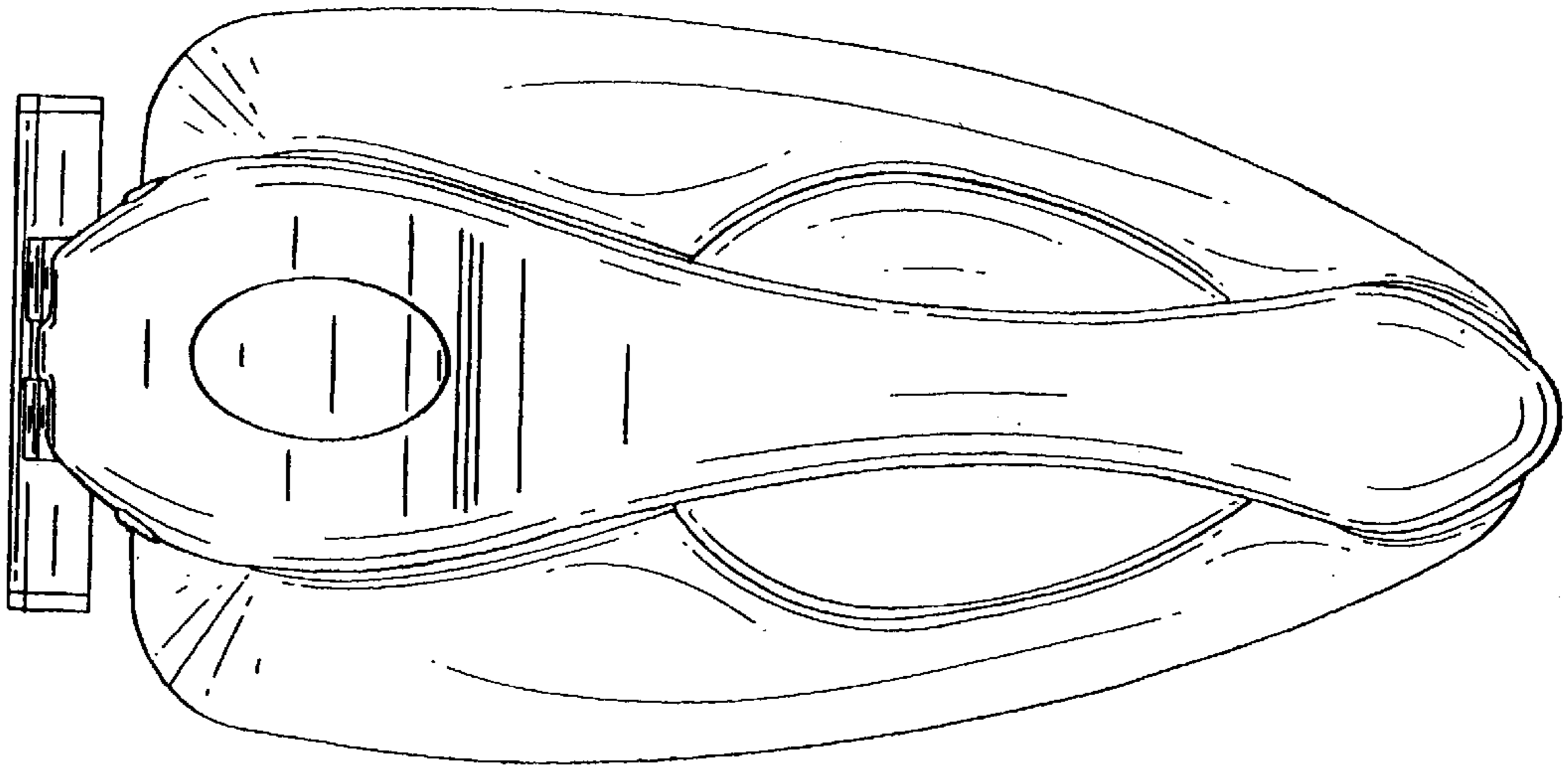


FIG. 4

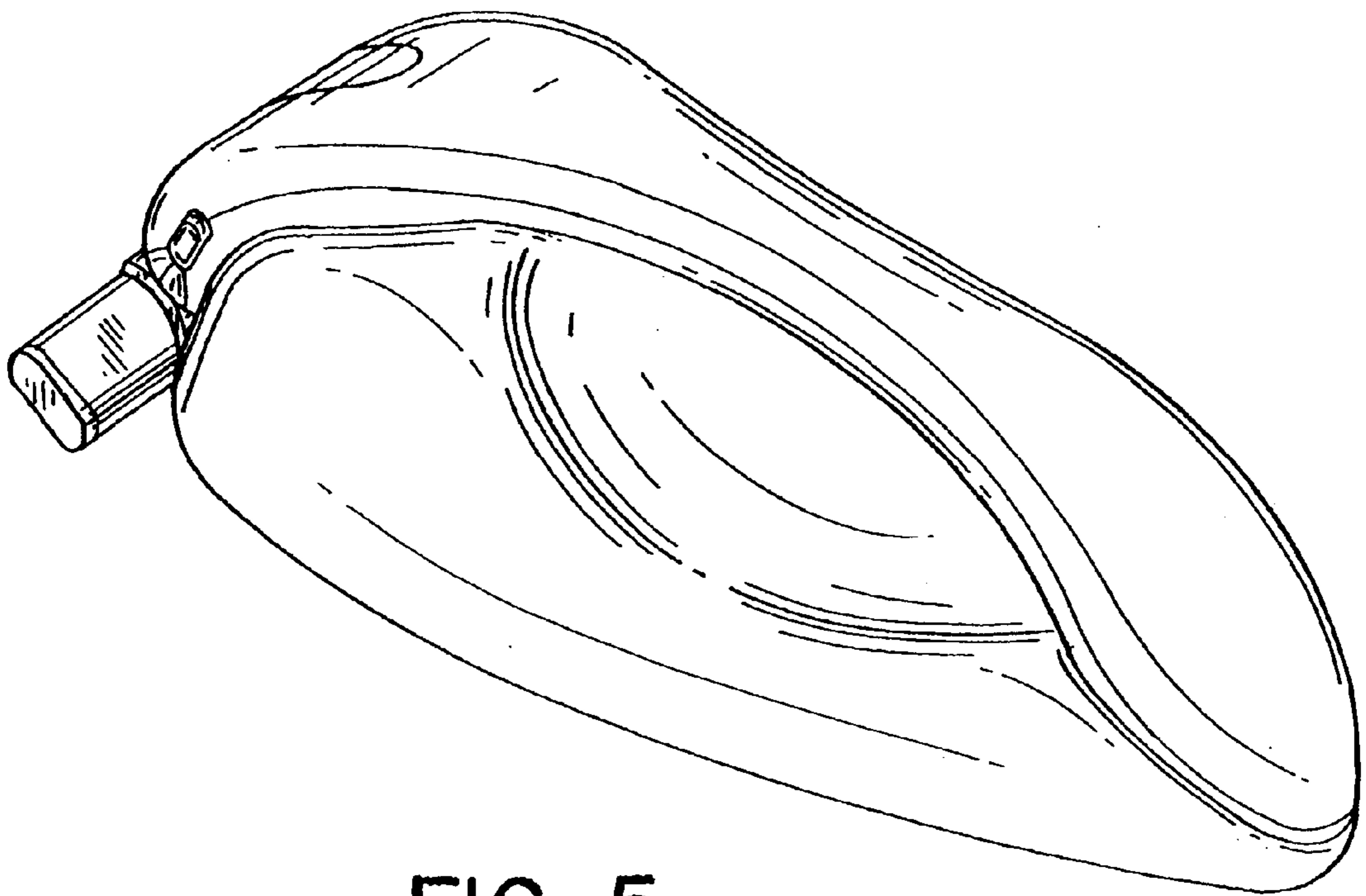


FIG. 5