



US00D419721S

United States Patent [19] Chen

[11] **Patent Number: Des. 419,721**
[45] **Date of Patent: ** Jan. 25, 2000**

[54] **COMB**

[76] Inventor: **Kuo-Chin Chen**, 2-1 Fl., No. 18, Alley 47, Lane 208, Jui An Street, Ta An District, Taipei, Taiwan

[**] Term: **14 Years**

[21] Appl. No.: **29/102,247**

[22] Filed: **Mar. 19, 1999**

[51] **LOC (7) Cl. 28-03**

[52] **U.S. Cl. D28/22**

[58] **Field of Search D28/21-34; D21/606-608; 132/219, 108-110, 148-150, 158, 901**

[56] **References Cited**

U.S. PATENT DOCUMENTS

D. 32,774	6/1900	Maloney	D28/25
D. 145,079	6/1946	Gumb	D28/22
D. 219,468	12/1970	Murdoch et al.	D21/608 X
D. 260,444	8/1981	Horner	D28/22
1,845,233	2/1932	Brunner	132/102

FOREIGN PATENT DOCUMENTS

458858	8/1950	Italy	132/150
--------	--------	-------	-------	---------

OTHER PUBLICATIONS

Washington Post Magazine Dec. 25, 1983, p. 18: "Captivating Combs" Dec. 1983.

Hong Kong Enterprise Nov. 1985, p. 28; simulative combs numbered "338" Nov. 1985.

Hong Kong Enterprise Oct. 1989, p. 590: combs indicated by arrows. Oct. 1989.

Primary Examiner—Ted Shooman

Assistant Examiner—C. Tuttle

Attorney, Agent, or Firm—Pro-Techtor Inter-National Services

[57] **CLAIM**

The ornamental design for a comb, as shown and described.

DESCRIPTION

FIG. 1 is a perspective of a comb showing my design; FIG. 2 is a front elevation thereof, the rear elevation being a mirror image of the front;

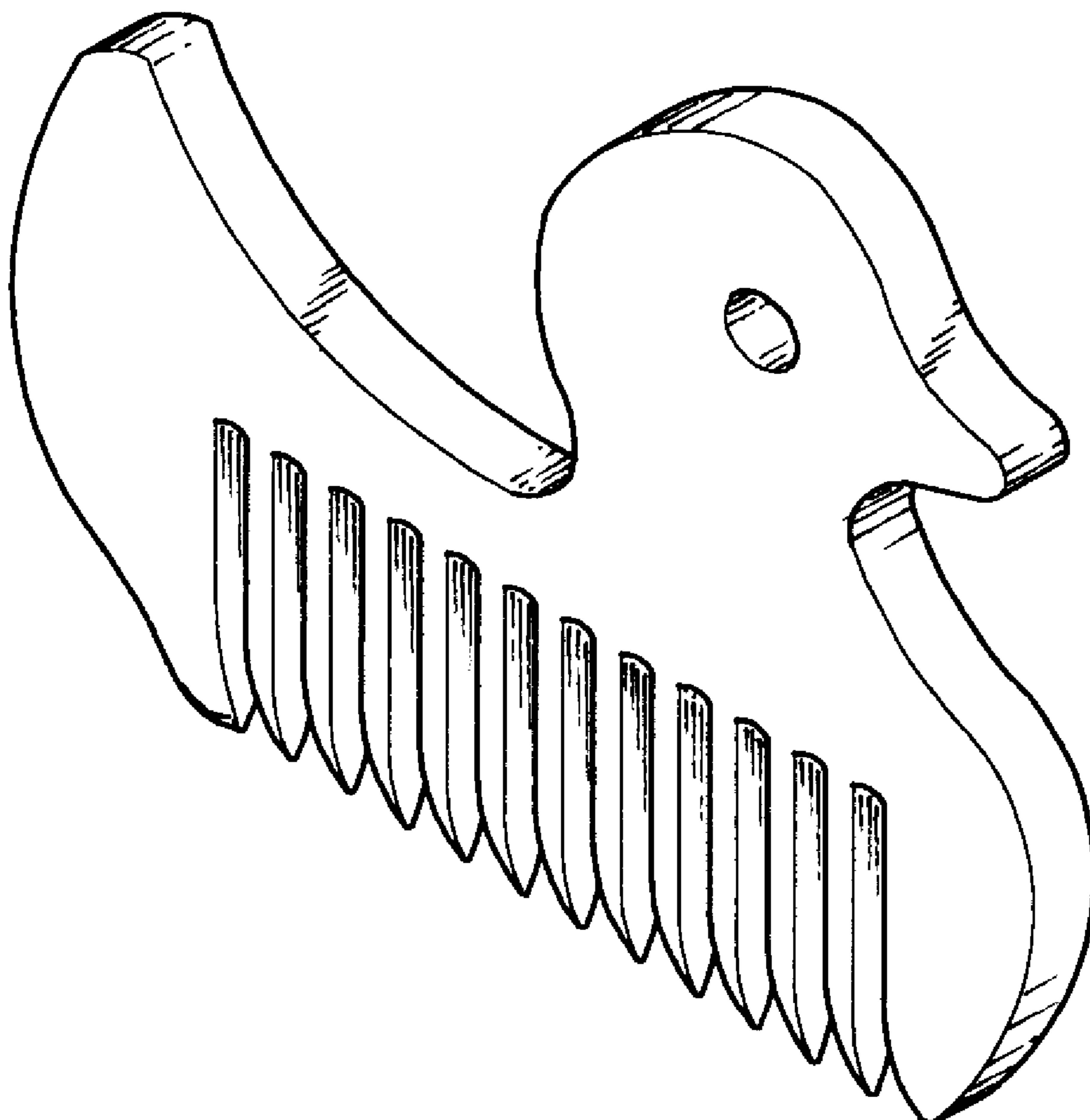
FIG. 3 is a left side elevation thereof.

FIG. 4 is a right side elevation thereof.

FIG. 5 is a top plan view thereof; and,

FIG. 6 is a bottom view thereof.

1 Claim, 3 Drawing Sheets



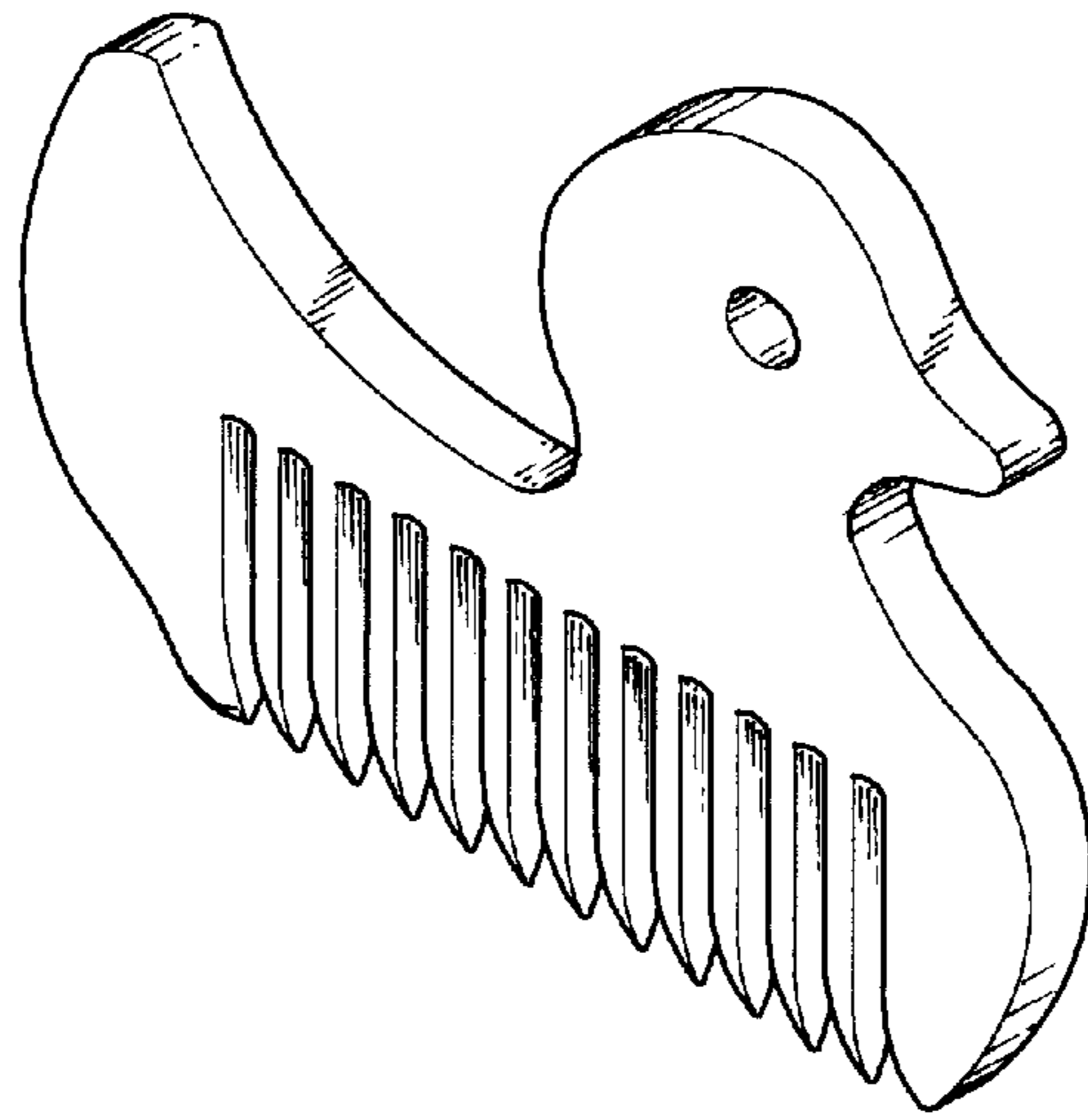


FIG. 1

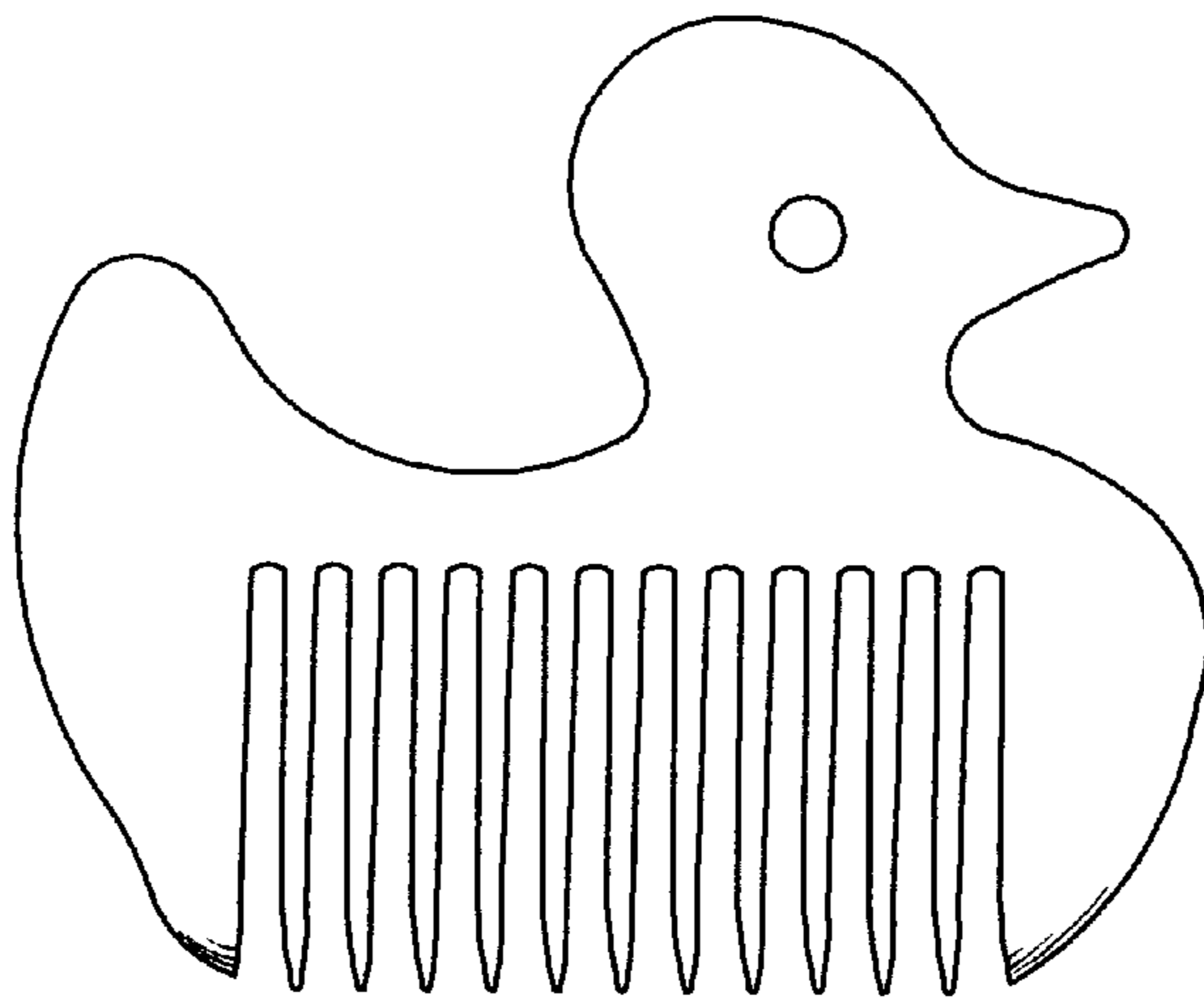


FIG. 2




FIG. 3




FIG. 4



FIG. 5



FIG. 6