



US00D419690S

United States Patent [19] Fisher

[11] **Patent Number: Des. 419,690**
[45] **Date of Patent: ** Jan. 25, 2000**

[54] **U-SHAPED FORMER FOR A STACKABLE TRUSS**

5,205,101 4/1993 Swan et al. 51/650.1

[75] Inventor: **Mark E. Fisher**, London, United Kingdom

[73] Assignee: **Tomcat Global Corporation**, Midland, Tex.

[**] Term: **14 Years**

[21] Appl. No.: **29/094,784**

[22] Filed: **Oct. 9, 1998**

[51] **LOC (7) Cl.** **25-02**

[52] **U.S. Cl.** **D25/61**

[58] **Field of Search** 52/634, 638, 640, 52/643, 650.1; D25/61

[56] **References Cited**

U.S. PATENT DOCUMENTS

1,393,996 10/1921 Fregonara 52/634
1,677,577 7/1928 Amiot 52/634
2,284,898 6/1942 Hartman D25/61

FOREIGN PATENT DOCUMENTS

859752 11/1956 United Kingdom .
1088460 7/1965 United Kingdom .
11320777 6/1969 United Kingdom .

Primary Examiner—Doris Clark
Attorney, Agent, or Firm—Jones, Day, Reavis & Pogue

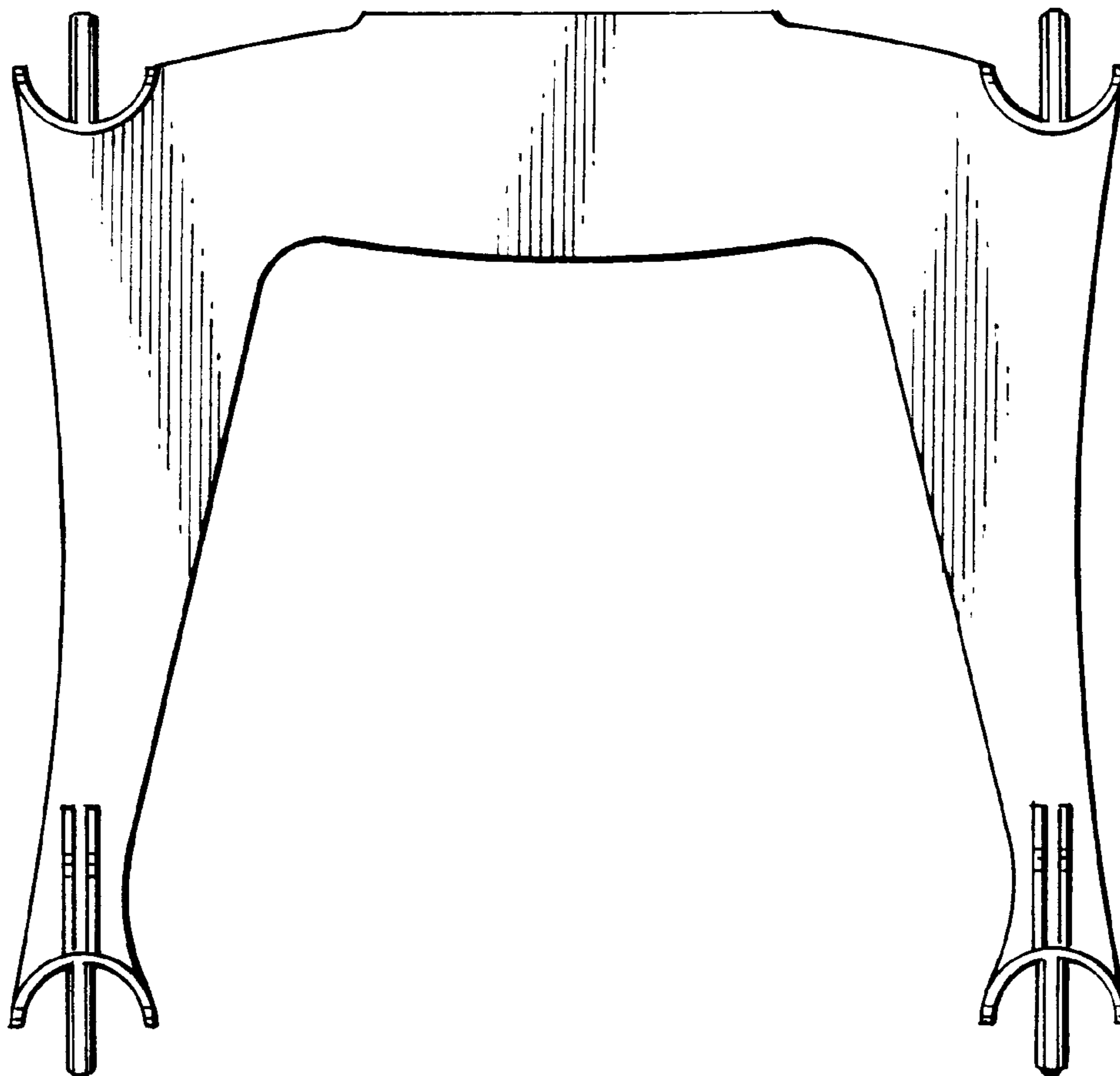
[57] **CLAIM**

I claim the ornamental design for a U-shaped former for a stackable truss, as shown and described.

DESCRIPTION

FIG. 1 is a elevational view of the U-shaped former for a stackable truss, the rear view being identical;
FIG. 2 is a side view of the U-shaped former for a stackable truss, each side being identical;
FIG. 3 is a top view of the U-shaped former for a stackable truss; and,
FIG. 4 is a bottom view of the U-shaped former for a stackable truss.

1 Claim, 1 Drawing Sheet



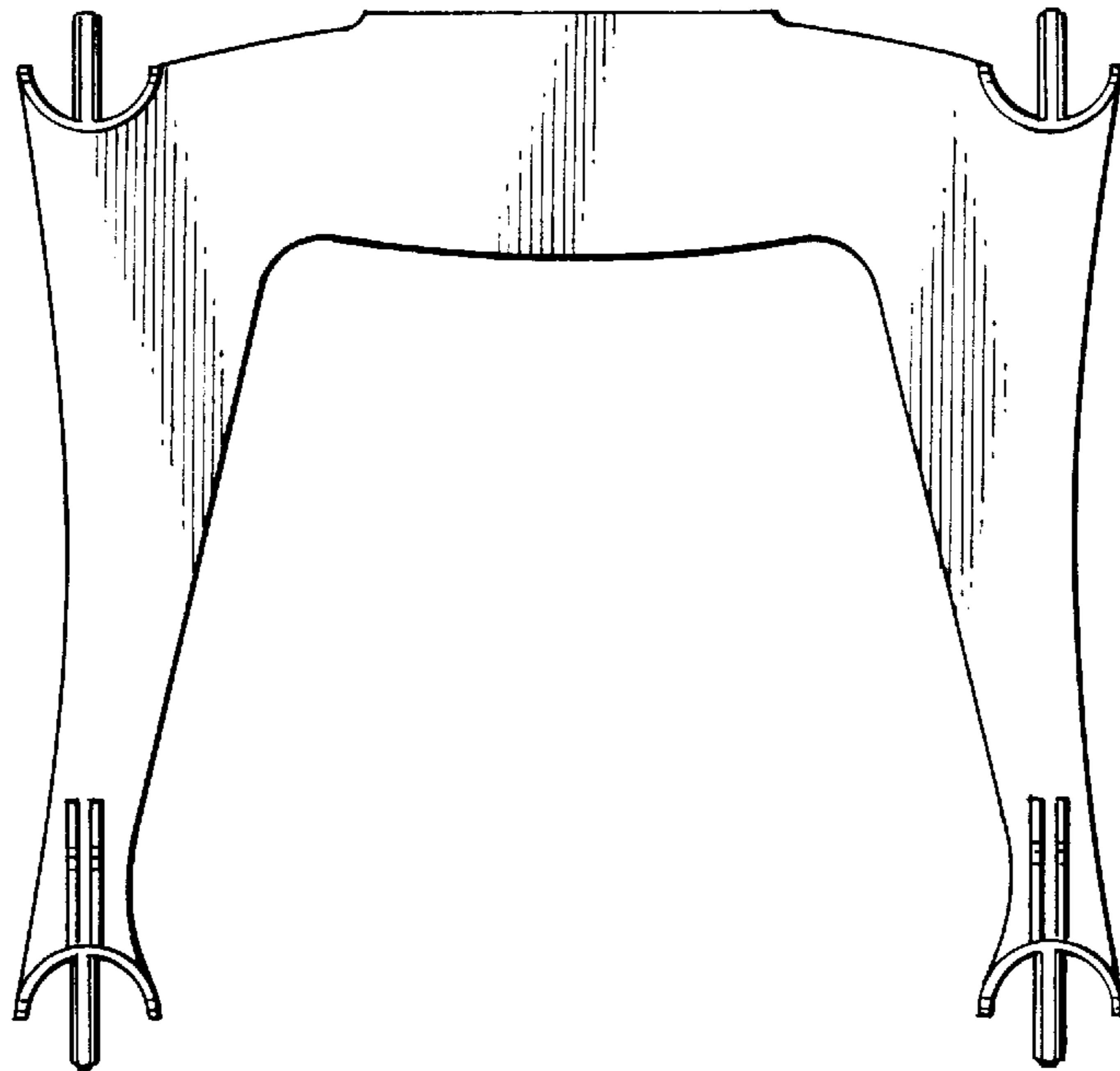


FIG. 1

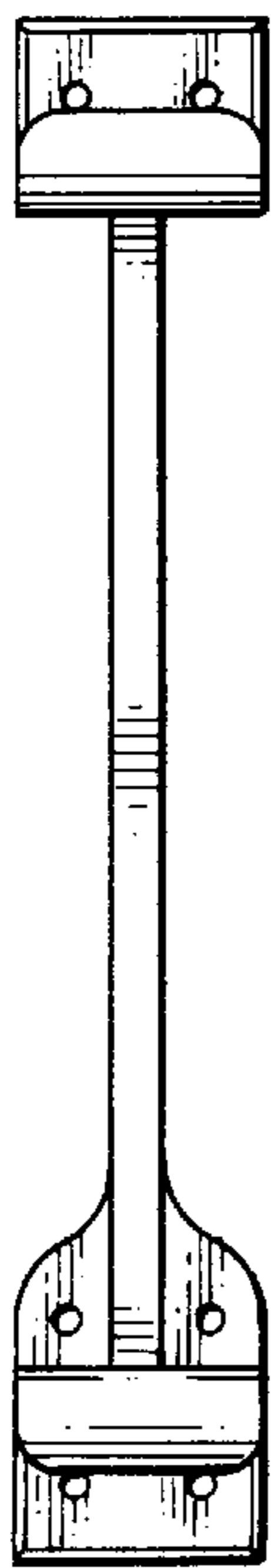


FIG. 2

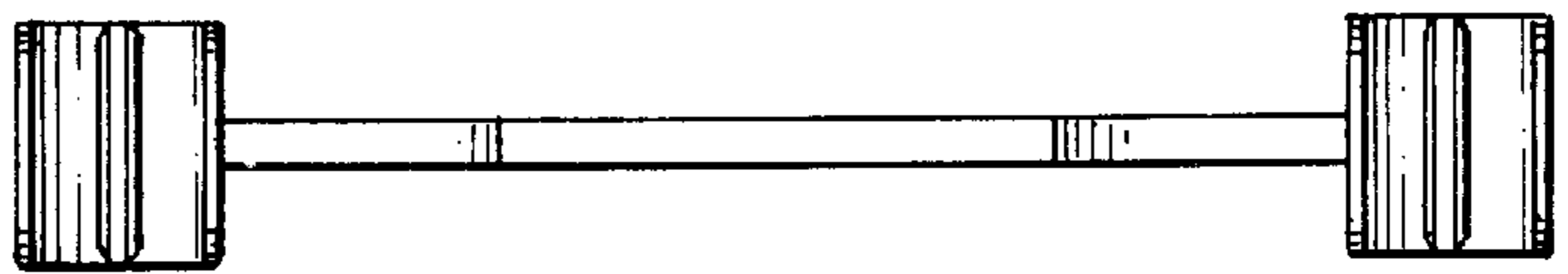


FIG. 3

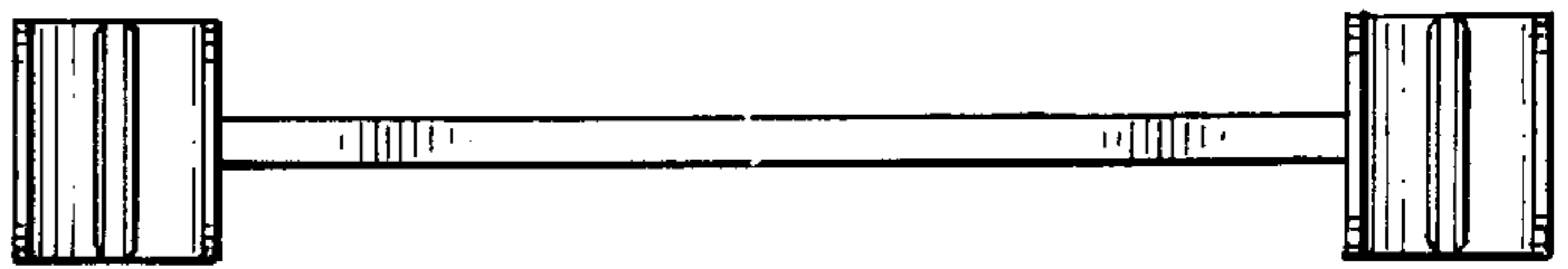


FIG. 4