



US00D419689S

**United States Patent** [19]  
**Wu**

[11] **Patent Number: Des. 419,689**

[45] **Date of Patent: \*\* Jan. 25, 2000**

[54] **FINISHING ARTICLE**

832,467 10/1906 Ferg ..... 52/301

[76] Inventor: **Robert Wu**, P.O. Box 63-247,  
Taichung, Taiwan

*Primary Examiner*—Doris Clark  
*Attorney, Agent, or Firm*—Alan Kamrath; Oppenheimer,  
Wolff & Donnelly

[\*\*] Term: **14 Years**

[57] **CLAIM**

[21] Appl. No.: **29/100,968**

The ornamental design for decorative article, as shown and described.

[22] Filed: **Feb. 19, 1999**

[51] **LOC (7) Cl.** ..... **25-02**

[52] **U.S. Cl.** ..... **D25/55; D25/135**

[58] **Field of Search** ..... 428/28; 52/2.21,  
52/300; D25/135, 55, 126

**DESCRIPTION**


FIG. 1 is a perspective view of a finishing article showing my new design;  
FIG. 2 is a front elevational view thereof;  
FIG. 3 is a rear elevational view thereof;  
FIG. 4 is a left elevational view thereof; the opposite side being a mirror image of the shown.  
FIG. 5 is a top plan view thereof; and,  
FIG. 6 is bottom plan view thereof.

[56] **References Cited**

**U.S. PATENT DOCUMENTS**

- D. 44,084 5/1913 Cantin ..... D25/126
- D. 74,461 2/1928 Welsch ..... D25/135
- D. 322,858 12/1991 Dean ..... D25/55
- 691,635 1/1902 Kennedy ..... 52/301

**1 Claim, 3 Drawing Sheets**






Fig. 1

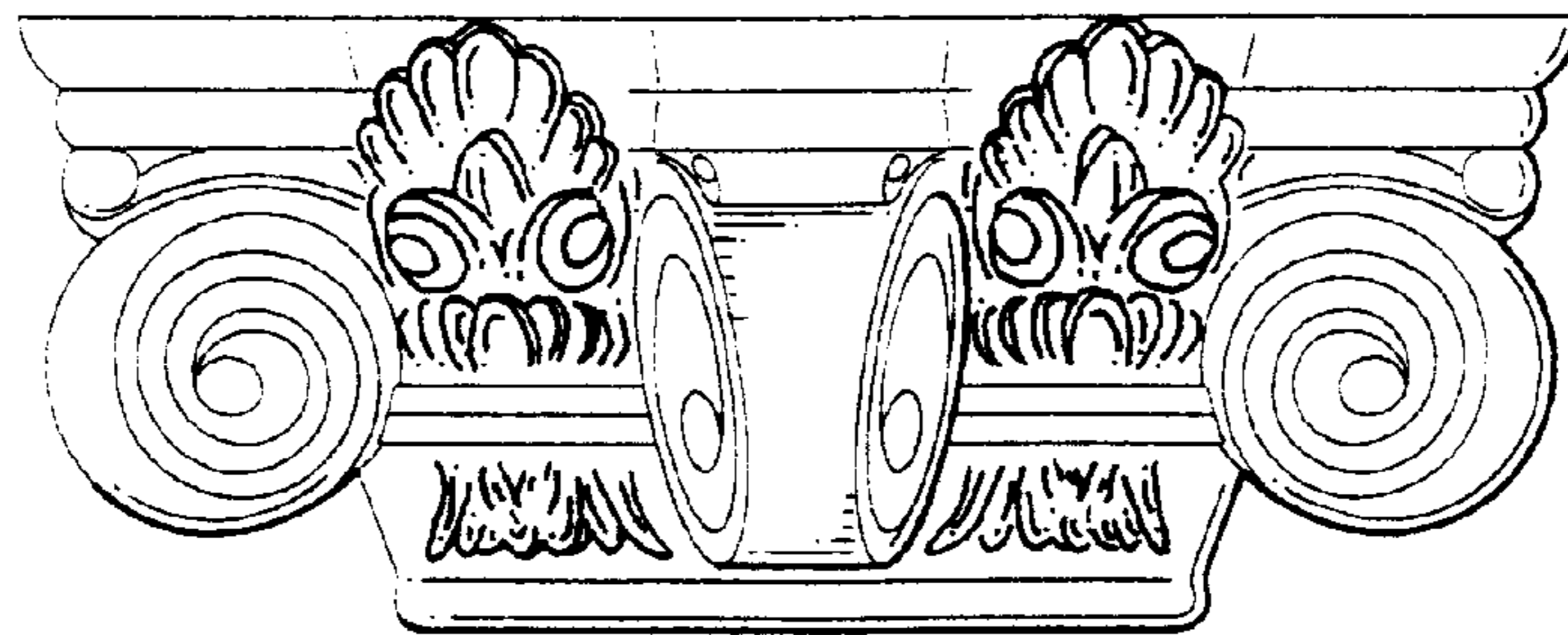


Fig. 2

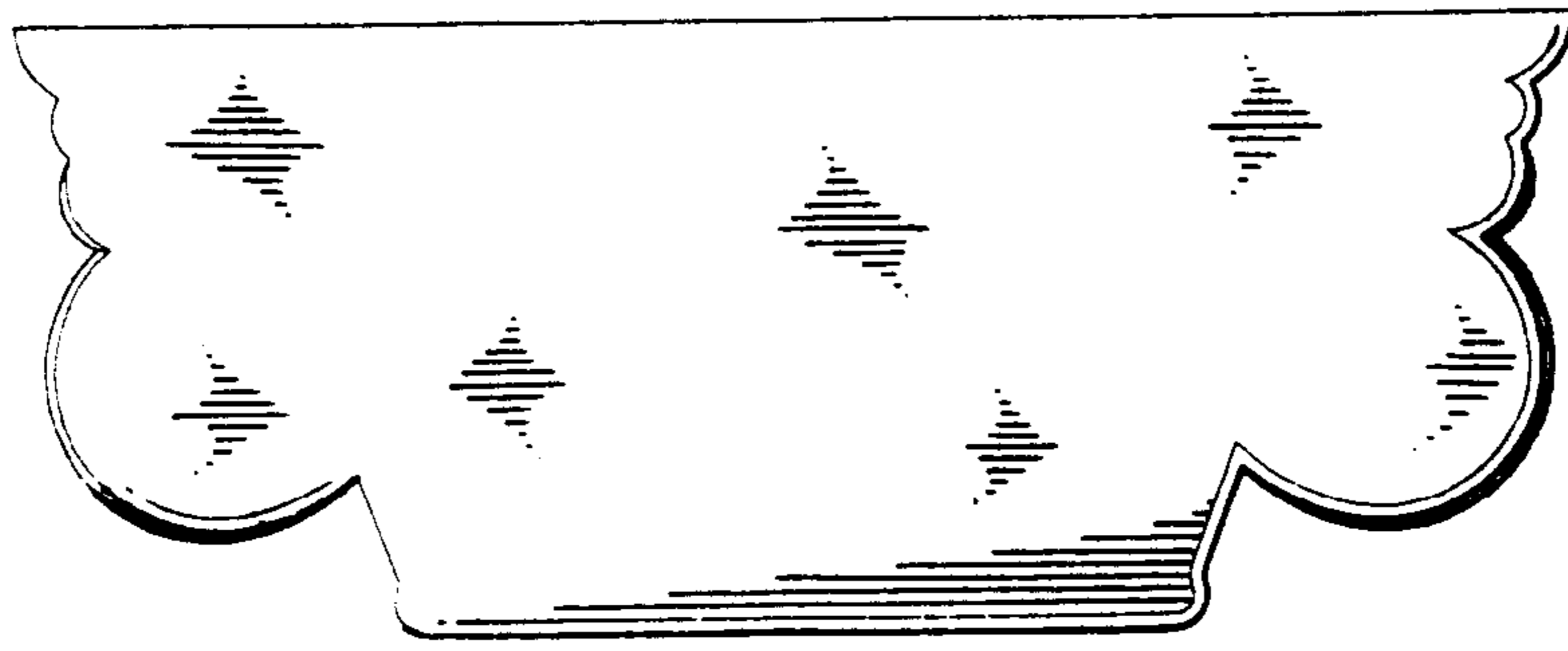


Fig. 3




Fig. 4

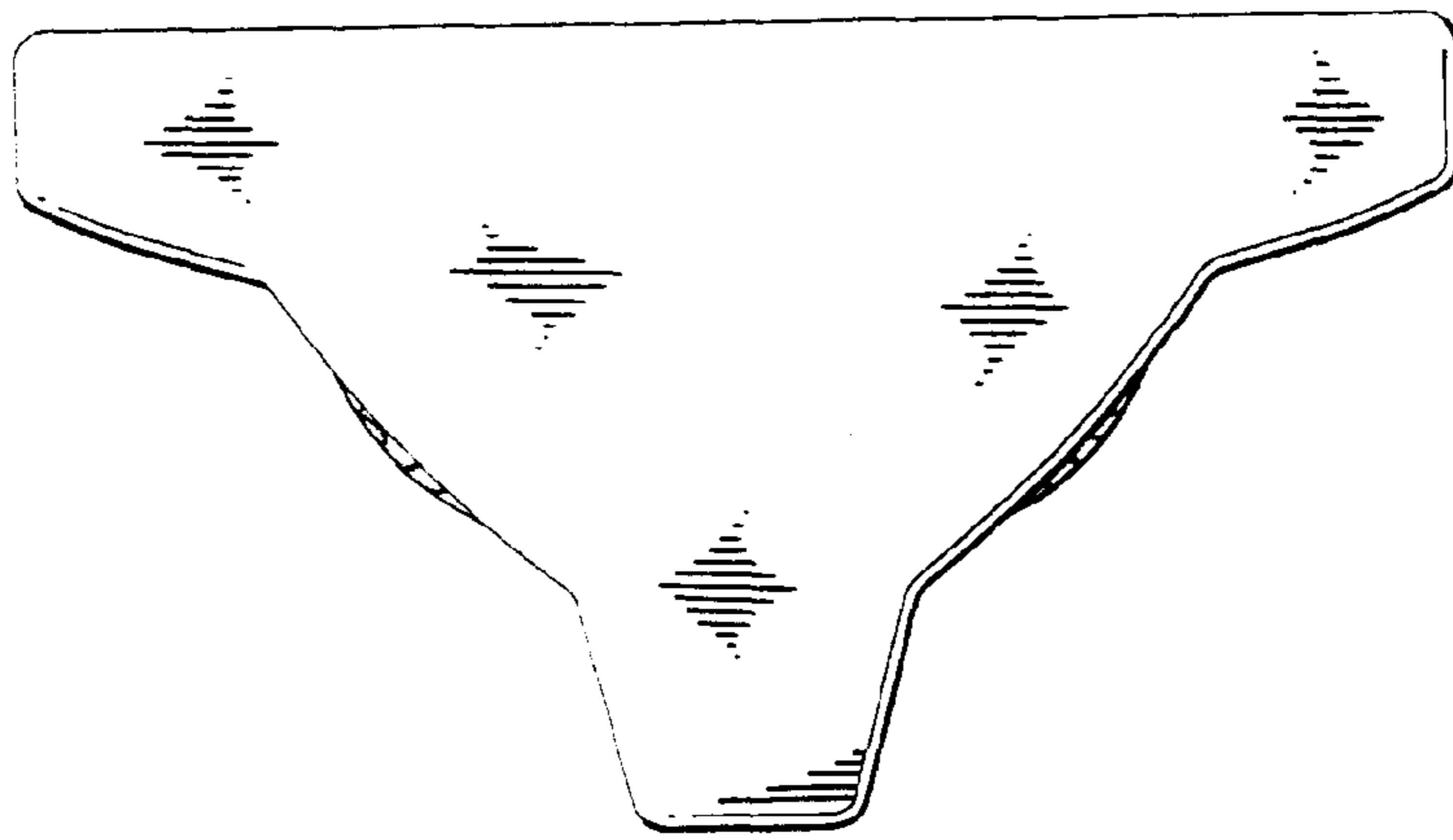


Fig. 5

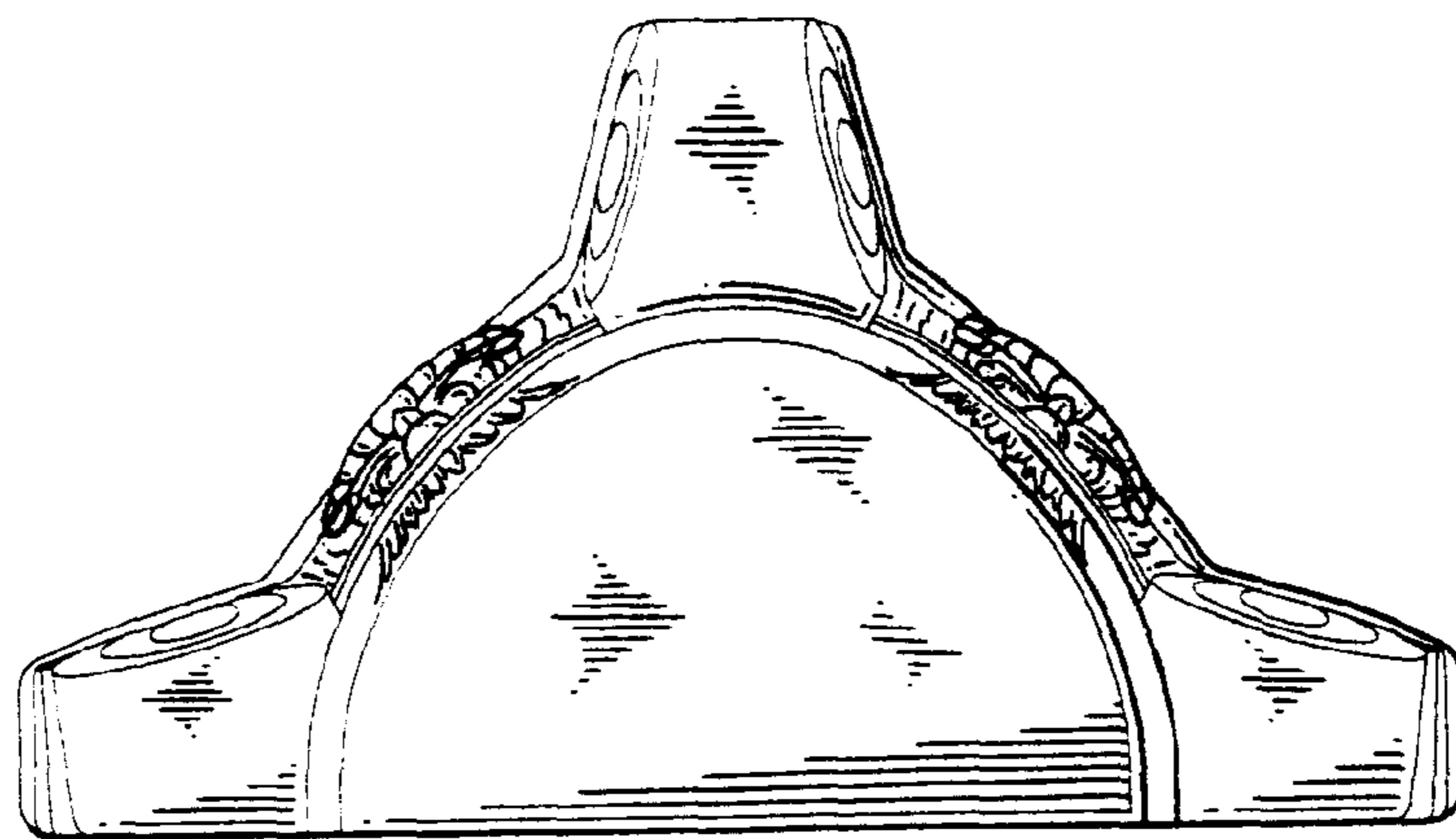


Fig. 6