



US00D419678S

**United States Patent** [19]  
**Gadison**

[11] **Patent Number: Des. 419,678**

[45] **Date of Patent: \*\* Jan. 25, 2000**

[54] **NAVAL DEPRESSION STRIP**

*Primary Examiner*—Stella Reid

[76] Inventor: **Harold N Gadison**, 23340 Lakeridge Ave., Hayward, Calif. 94541

[57] **CLAIM**

The ornamental design for a naval depression strip, as shown and described.

[\*\*] Term: **14 Years**

**DESCRIPTION**

[21] Appl. No.: **29/092,831**

FIG. 1 is a top plan view of the naval depression strip of the present invention;

[22] Filed: **Aug. 27, 1998**

FIG. 2 is a bottom plan view of the naval depression strip of FIG. 1;

[51] **LOC (7) Cl.** ..... **24-04**

[52] **U.S. Cl.** ..... **D24/189**

[58] **Field of Search** ..... D24/189; 602/41, 602/42, 53, 54, 57, 58, 59, 47

FIG. 3 is a right side elevational view of the naval depression strip of FIG. 1;

FIG. 4 is a left side elevational view of the naval depression strip of FIG. 1;

FIG. 5 is a front elevational view of the naval depression strip of FIG. 1; and,

FIG. 6 is a back elevational view of the naval depression strip of FIG. 1.

The broken lines shown in FIG. 1 are for illustrative purposes only and form no part of the claimed invention.

[56] **References Cited**

**U.S. PATENT DOCUMENTS**

D. 363,126	10/1995	Dusek	.....	D24/189
D. 391,639	3/1998	Dunshee et al.	.....	D24/189
D. 394,506	5/1998	Prescott	.....	D24/189
D. 394,507	5/1998	Prescott	.....	D24/189
2,443,481	6/1948	Sene	.....	602/59 X
4,212,296	7/1980	Schaar	.....	602/42

**1 Claim, 2 Drawing Sheets**




FIG. 1

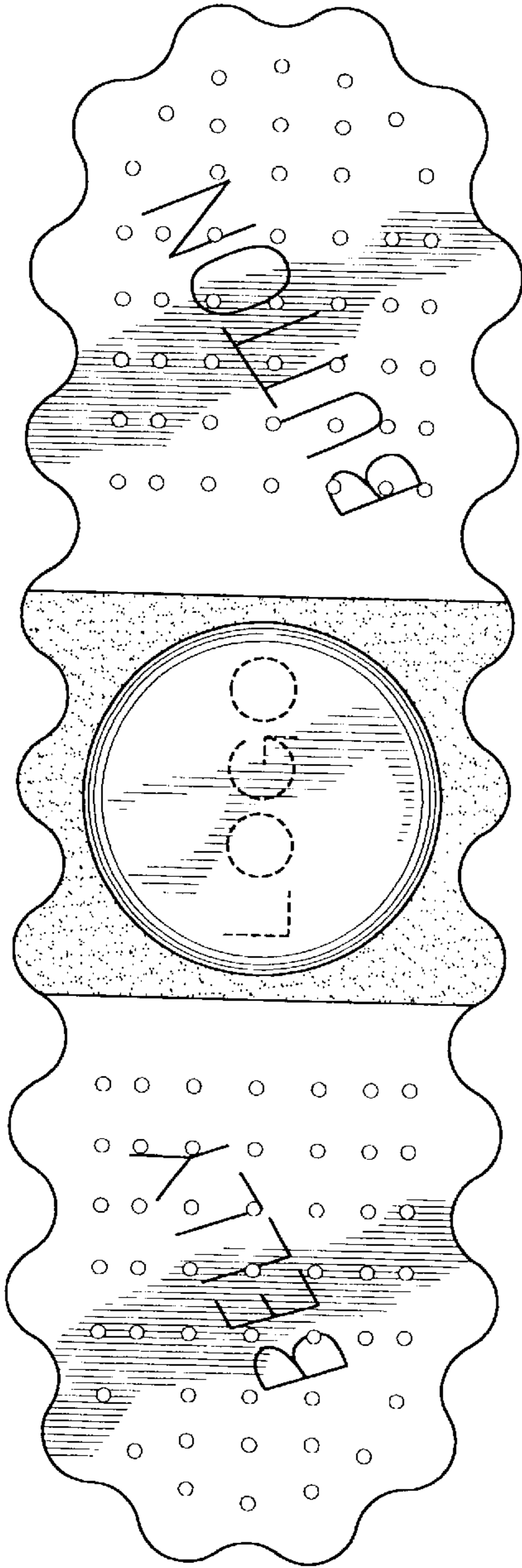


FIG. 2

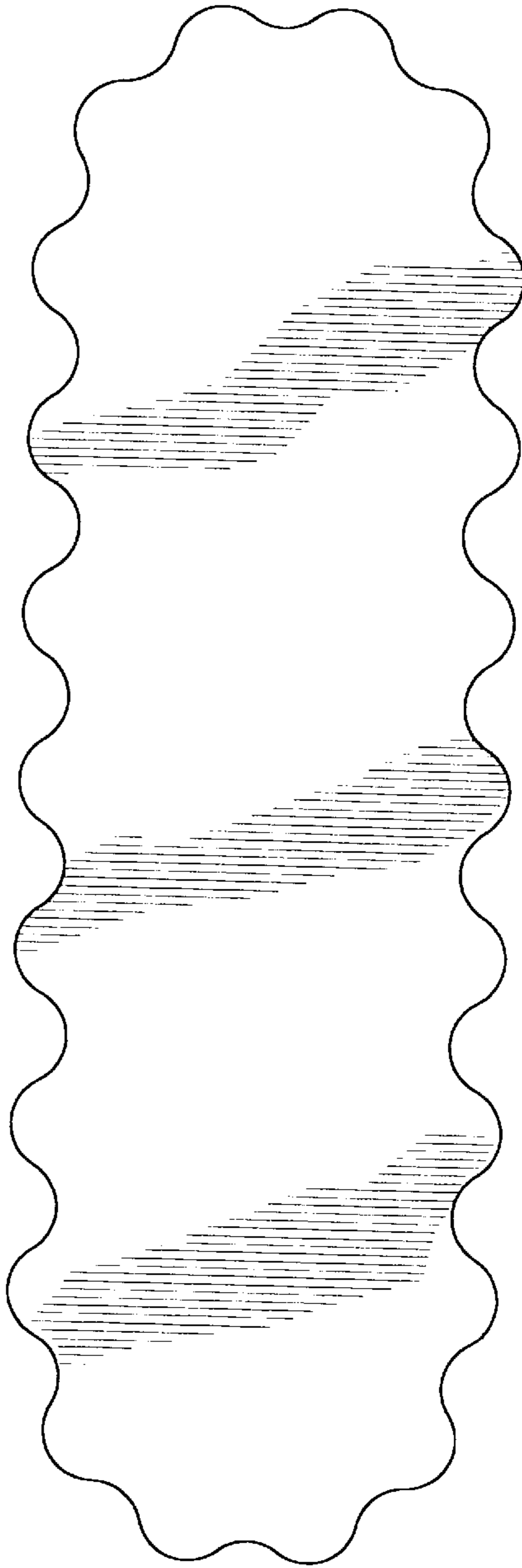


FIG. 4




FIG. 5



FIG. 6



FIG. 3

