



US00D419663S

United States Patent [19]

Keen et al.

[11] Patent Number: **Des. 419,663**

[45] Date of Patent: **** Jan. 25, 2000**

[54] VENTILATION GRILLE

[76] Inventors: **Debra J. Keen**, 6213 Winifred, Fort Worth, Tex. 76133; **Diane F. Hayes**, 6132 Waco Way, Ft. Worth, Tex. 76133

[**] Term: **14 Years**

[21] Appl. No.: **29/099,493**

[22] Filed: **Jan. 22, 1999**

[51] LOC (7) Cl. **23-04**

[52] U.S. Cl. **D23/393**

[58] Field of Search D23/393, 388, D23/387; 454/289, 290, 284; 52/696, 673, 675, 670

[56] **References Cited**

U.S. PATENT DOCUMENTS

D. 318	9/1850	Tuttle et al.	D23/388
D. 320	9/1850	Tuttle et al.	D23/388
D. 23,934	1/1895	Hardenbergh	D23/388
D. 30,568	4/1899	Ulberg	D23/388

D. 30,569	4/1899	Ulberg	D23/388
D. 31,446	8/1899	Vanderloo	D23/388
D. 34,348	4/1901	Ulberg	D23/388
D. 140,499	3/1945	Curtis	D23/388
D. 361,378	8/1995	Mitchell	D23/393
D. 377,083	12/1996	Smolarski	D23/393
D. 407,480	3/1999	Leiter et al.	D23/388

Primary Examiner—Mitchell Siegel
Attorney, Agent, or Firm—Mark D. Perdue

[57] **CLAIM**

The ornamental design for a ventilation grille, as shown and described.

DESCRIPTION

FIG. 1 is a perspective view of the ornamental design for a ventilation grille.

FIG. 2 is a plan view thereof.

FIG. 3 is a bottom view thereof, the top view being identical; and,

FIG. 4 is a left side view thereof, the right side being identical.

1 Claim, 1 Drawing Sheet

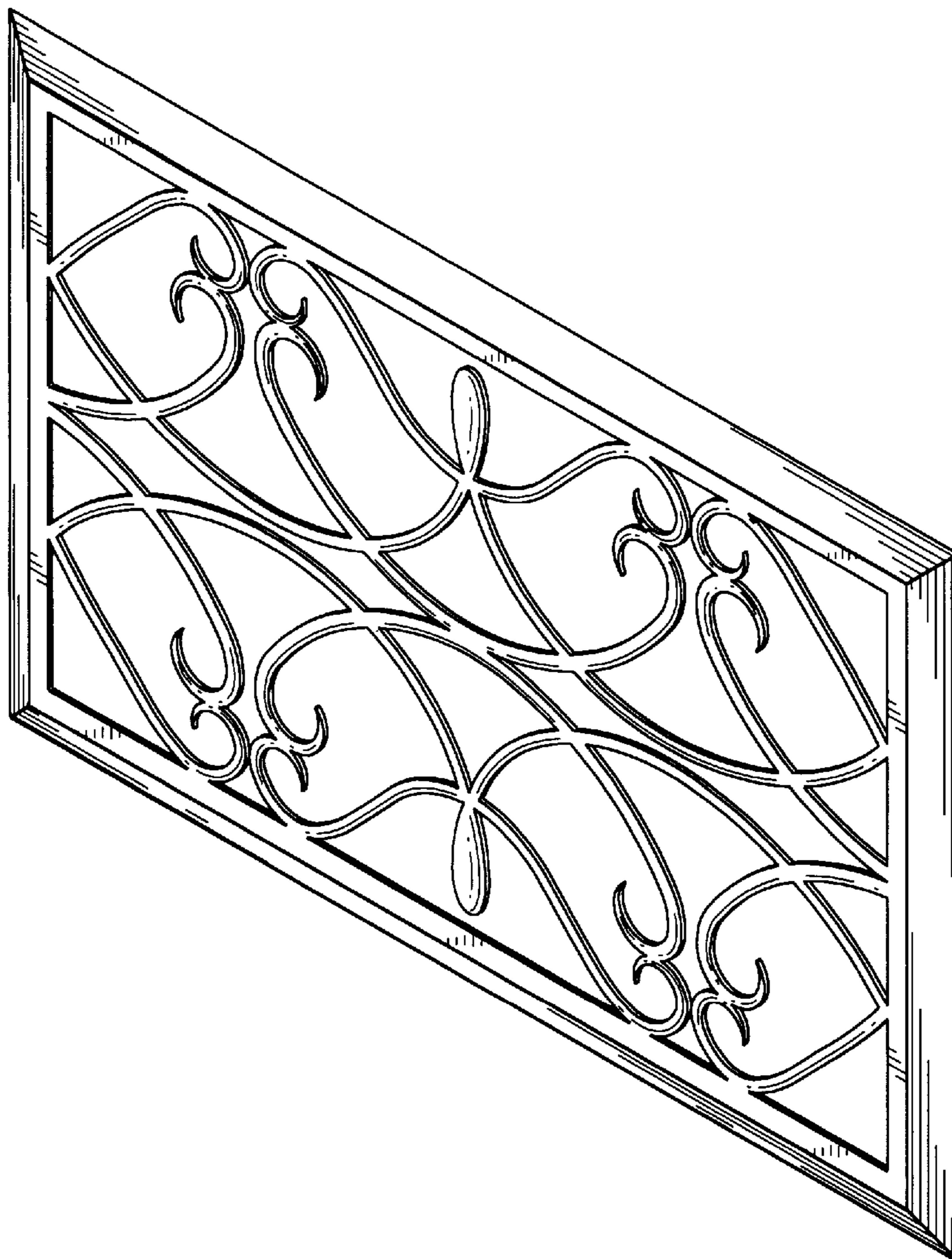




FIG. 3




FIG. 4

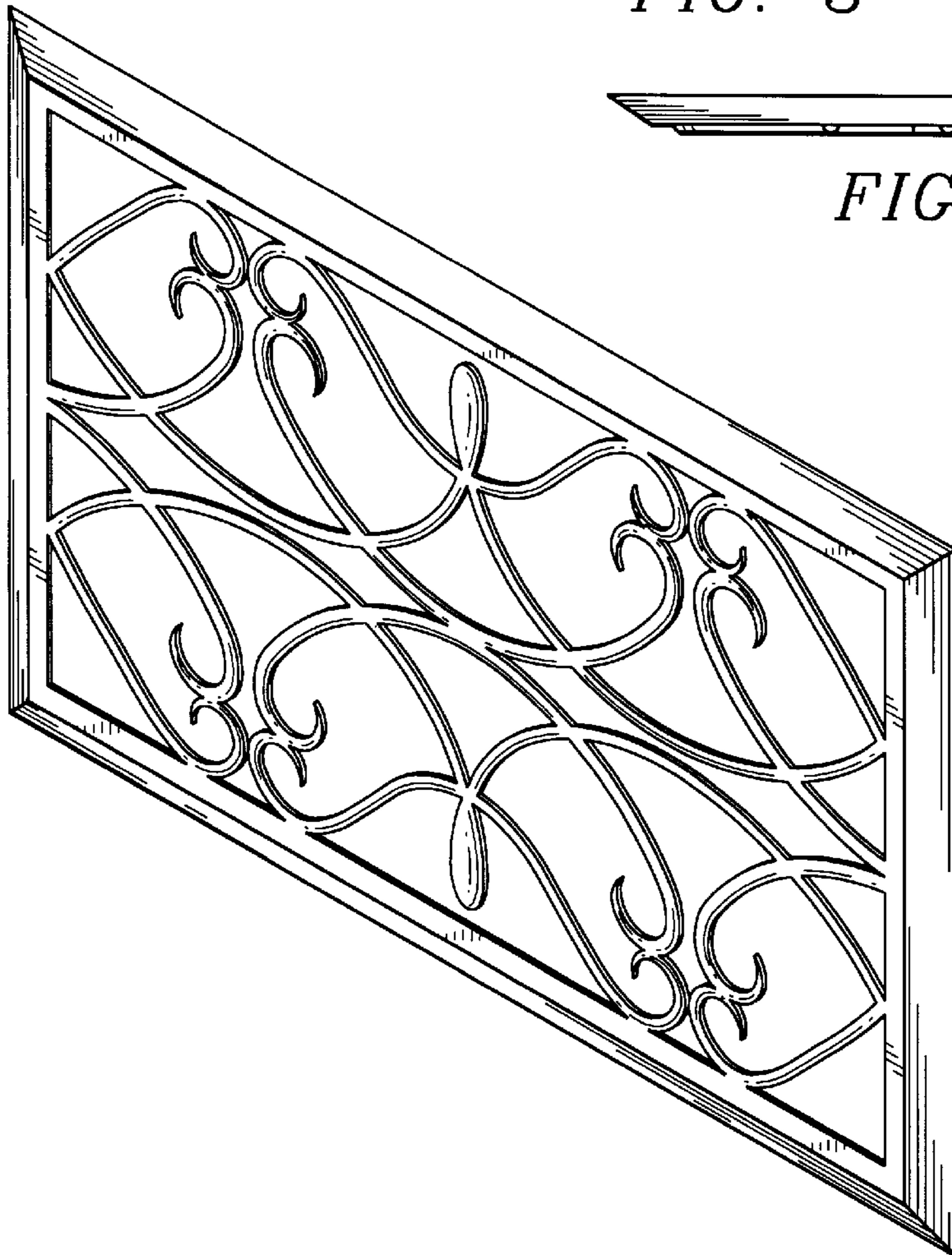


FIG. 1




FIG. 2