



US00D419662S

# United States Patent [19]

Keen et al.

[11] Patent Number: **Des. 419,662**

[45] Date of Patent: **\*\* Jan. 25, 2000**

[54] VENTILATION GRILLE

[76] Inventors: **Debra J. Keen**, 6213 Winifred; **Diane F. Hayes**, 6132 Waco Way, both of Ft. Worth, Tex. 76133

[\*\*] Term: **14 Years**

[21] Appl. No.: **29/099,492**

[22] Filed: **Jan. 22, 1999**

[51] LOC (7) Cl. .... **23-04**

[52] U.S. Cl. .... **D23/393**

[58] Field of Search ..... D23/393, 388,  
D23/387; 454/289, 290, 284; 52/696, 673,  
675, 670

[56] **References Cited**

**U.S. PATENT DOCUMENTS**

D. 318	9/1850	Tuttle et al. ....	D23/388
D. 320	9/1850	Tuttle et al. ....	D23/388
D. 23,934	1/1895	Hardenbergh ....	D23/388
D. 30,568	4/1899	Ullberg ....	D23/388

D. 30,569	4/1899	Ullberg .....	D23/388
D. 31,446	8/1899	Vanderloo .....	D23/388
D. 34,348	4/1901	Ullberg .....	D23/388
D. 140,499	3/1945	Curtis .....	D23/388
D. 361,378	8/1995	Mitchell .....	D23/393
D. 377,083	12/1996	Smolarski .....	D23/393
D. 407,480	3/1999	Leiter et al. ....	D23/388

*Primary Examiner*—Mitchell Siegel  
*Attorney, Agent, or Firm*—Mark D Perdue

[57] **CLAIM**

The ornamental design for a ventilation grille, as shown and described.

**DESCRIPTION**


FIG. 1 is a perspective view of the ornamental design for a ventilation grille.

FIG. 2 is a plan view thereof.

FIG. 3 is a bottom view thereof, the top view being identical; and,

FIG. 4 is a left side view thereof, the right side being identical.

**1 Claim, 1 Drawing Sheet**






FIG. 3



FIG. 4

FIG. 1





FIG. 2