



US00D419631S

United States Patent [19]

Fazekas

[11] Patent Number: Des. 419,631

[45] Date of Patent: ** Jan. 25, 2000

[54] MULTIPURPOSE GOLF TOOL

[76] Inventor: **Craig Fazekas**, c/o The LinksKeeper Company, 39 Varda Landing, Sausalito, Calif. 94965

[**] Term: **14 Years**

[21] Appl. No.: **29/096,259**

[22] Filed: **Nov. 9, 1998**

[51] LOC (7) Cl. **21-02**

[52] U.S. Cl. **D21/793**

[58] Field of Search D21/793, 789; 473/286, 408

- 3,233,802 2/1966 Ludwick .
- 3,622,157 11/1971 Hatch .
- 3,744,542 7/1973 Stephens et al. .
- 3,763,515 10/1973 Voss .
- 3,774,913 11/1973 Dien .
- 4,063,731 12/1977 Kitay .
- 4,133,228 1/1979 DePooter .
- 4,315,624 2/1982 Buckman .
- 4,386,774 6/1983 Buckman .
- 4,453,294 6/1984 Morita .
- 4,530,500 7/1985 Kaymen .
- 4,535,987 8/1985 Dikoff .
- 4,822,052 4/1989 Dimmick et al. .
- 4,908,899 3/1990 Killen .
- 4,974,842 12/1990 Widman .
- 5,022,650 6/1991 Madock .
- 5,121,519 6/1992 Haugom .
- 5,143,371 9/1992 Strahan 473/286
- 5,282,616 2/1994 Stacavich-Notaro .
- 5,295,683 3/1994 Tate .
- 5,305,999 4/1994 Tate .
- 5,733,208 3/1998 Fazekas .

[56] References Cited

U.S. PATENT DOCUMENTS

- D. 193,728 10/1962 West .
- D. 214,635 7/1969 Reed .
- D. 218,836 9/1970 Watanabe .
- D. 237,516 11/1975 Yaudes .
- D. 247,686 4/1978 Desjardins .
- D. 254,211 2/1980 Gutknecht .
- D. 285,233 8/1986 Owen .
- D. 290,985 7/1987 Dikoff .
- D. 311,567 10/1990 Tyrer .
- D. 328,117 7/1992 Haugom .
- D. 331,090 11/1992 Cellura .
- D. 340,755 10/1993 Shearer .
- D. 356,358 3/1995 Woodruff .
- D. 357,964 5/1995 Williams .
- D. 360,450 7/1995 Louden et al. .
- D. 361,815 8/1995 Fazekas .
- D. 365,133 12/1995 Belmont D21/793
- D. 373,401 9/1996 Schempp .
- D. 383,825 9/1997 Rhodes .
- D. 384,719 10/1997 Fazekas .
- D. 390,904 2/1998 Newbold et al. D21/793
- D. 401,379 11/1998 Goldoftas D21/793 X
- D. 406,297 3/1999 Fazekas .
- D. 409,705 5/1999 Fazekas .
- 1,775,066 9/1930 Bulova .
- 3,049,182 8/1962 Pelow .
- 3,120,388 2/1964 Doble .
- 3,203,700 8/1965 Antonious .

Primary Examiner—Mitchell Siegel
Attorney, Agent, or Firm—Oppenheimer Wolff & Donnelly LLP

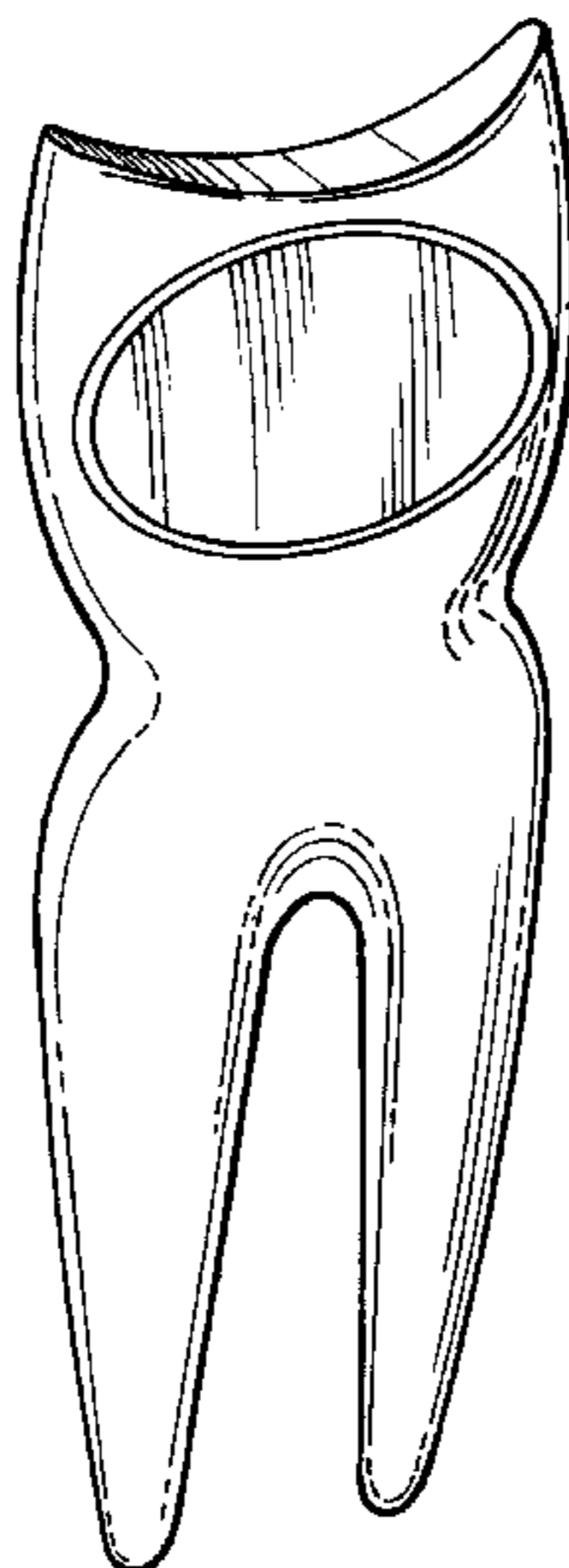
[57] CLAIM

The ornamental design for a multipurpose golf tool, as shown and described.

DESCRIPTION

FIG. 1 is a front perspective view of a multipurpose golf tool showing my new design;
 FIG. 2 is a front elevational view thereof;
 FIG. 3 is a top plan view thereof;
 FIG. 4 is a rear elevational view thereof;
 FIG. 5 is a bottom plan view thereof;
 FIG. 6 is a right elevational view thereof; the left elevational view being a mirror image thereof;
 FIG. 7 is a perspective view thereof, showing the ball marker thereof in a removed position; and,
 FIG. 8 is a cross-sectional view taken on line 8—8 of FIG. 2.

1 Claim, 3 Drawing Sheets



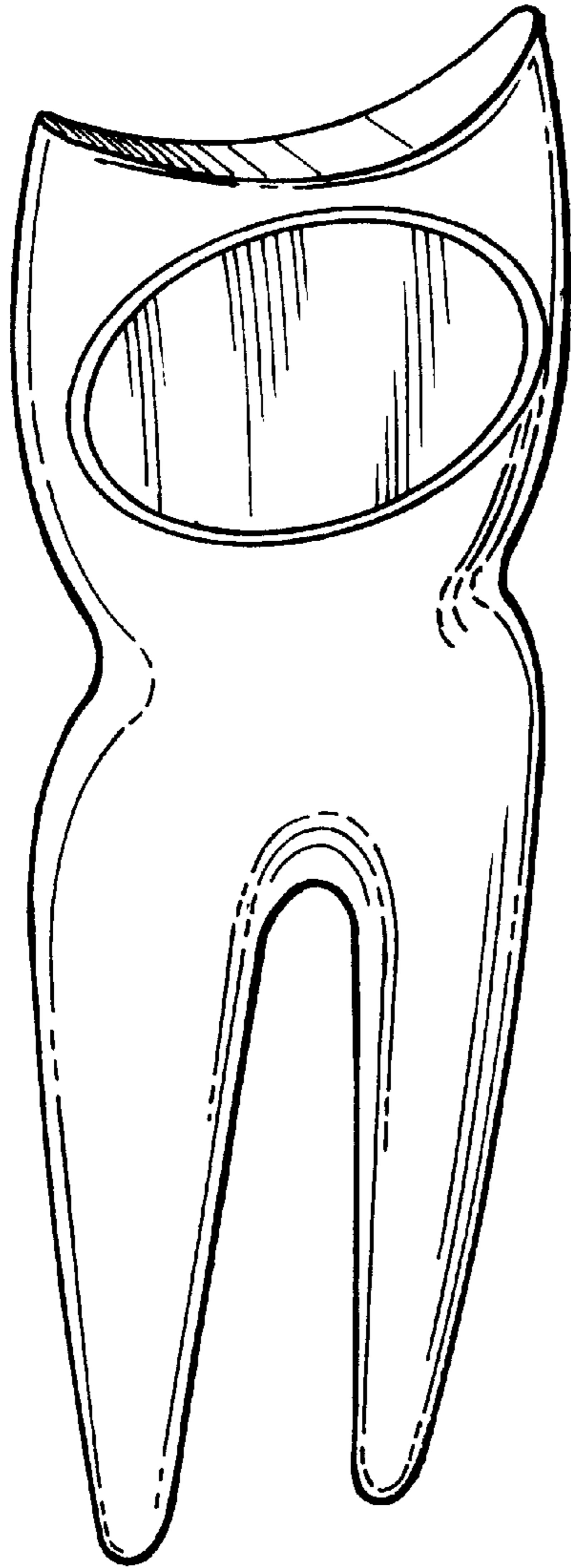


FIG. 1

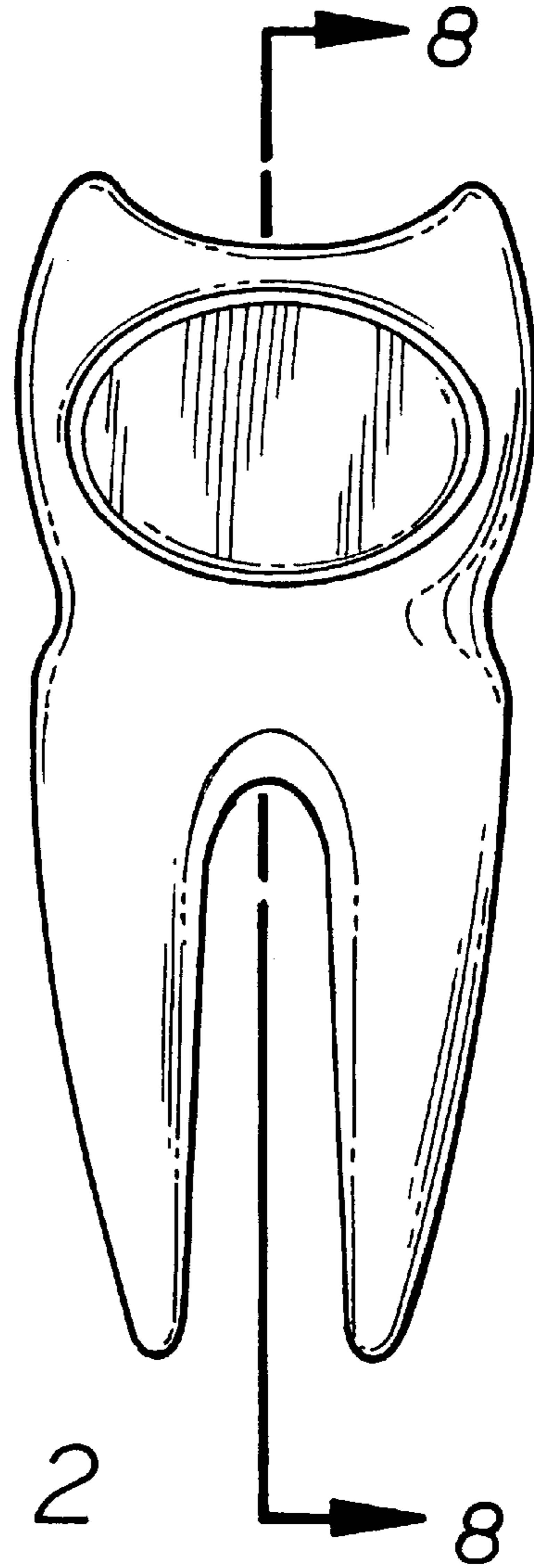


FIG. 2

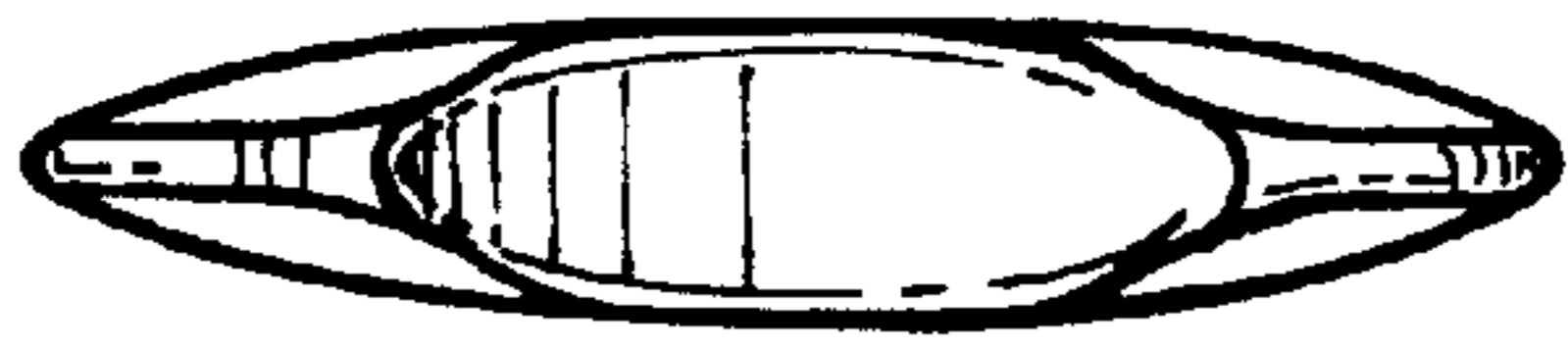


FIG. 3

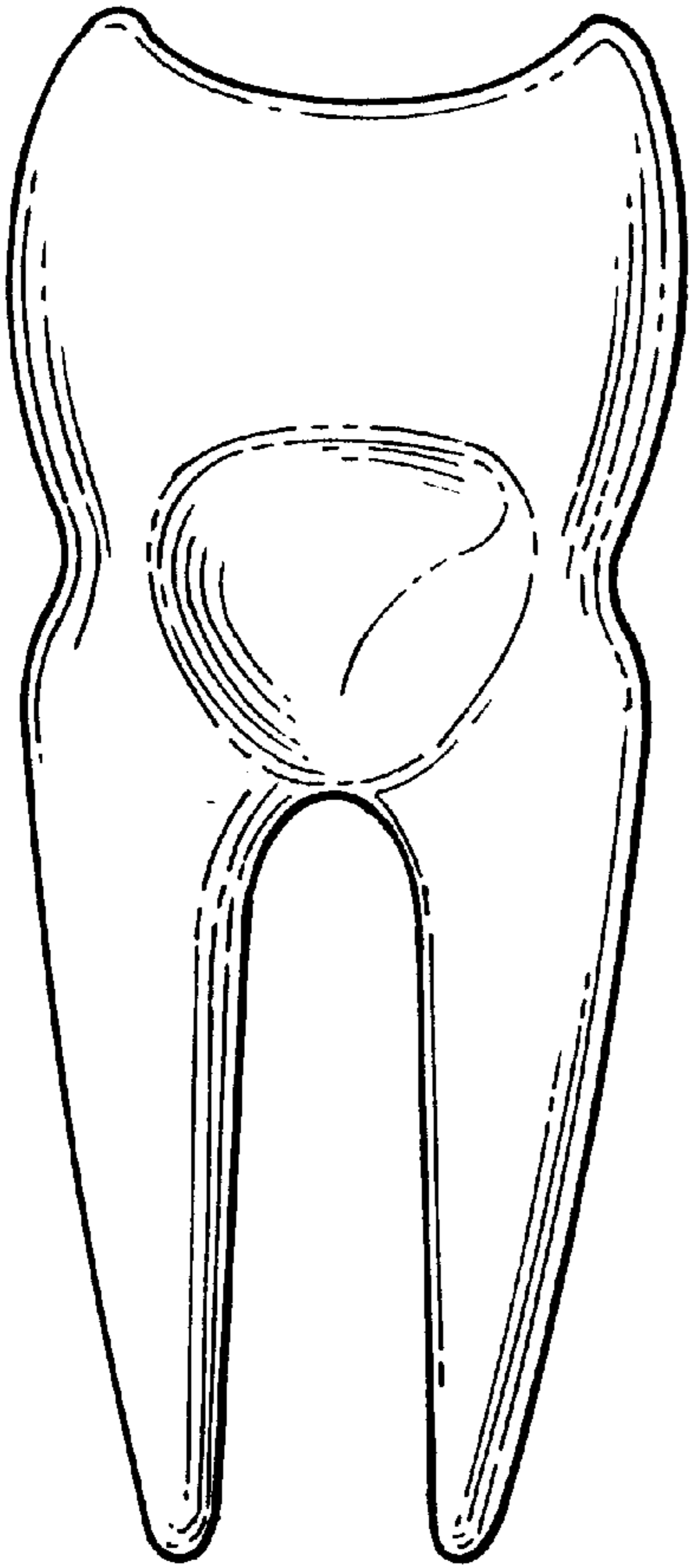


FIG. 4

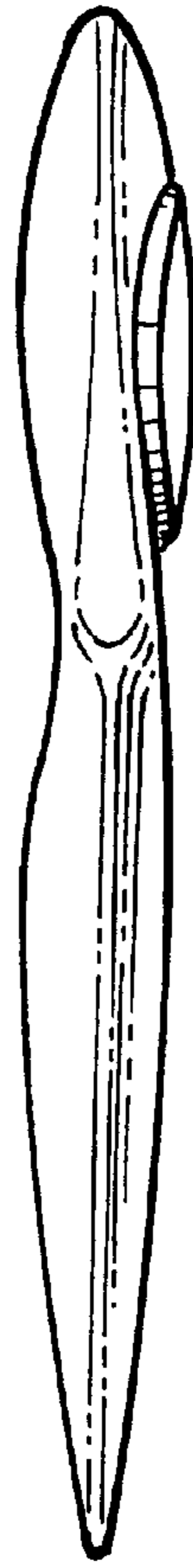


FIG. 6



FIG. 5

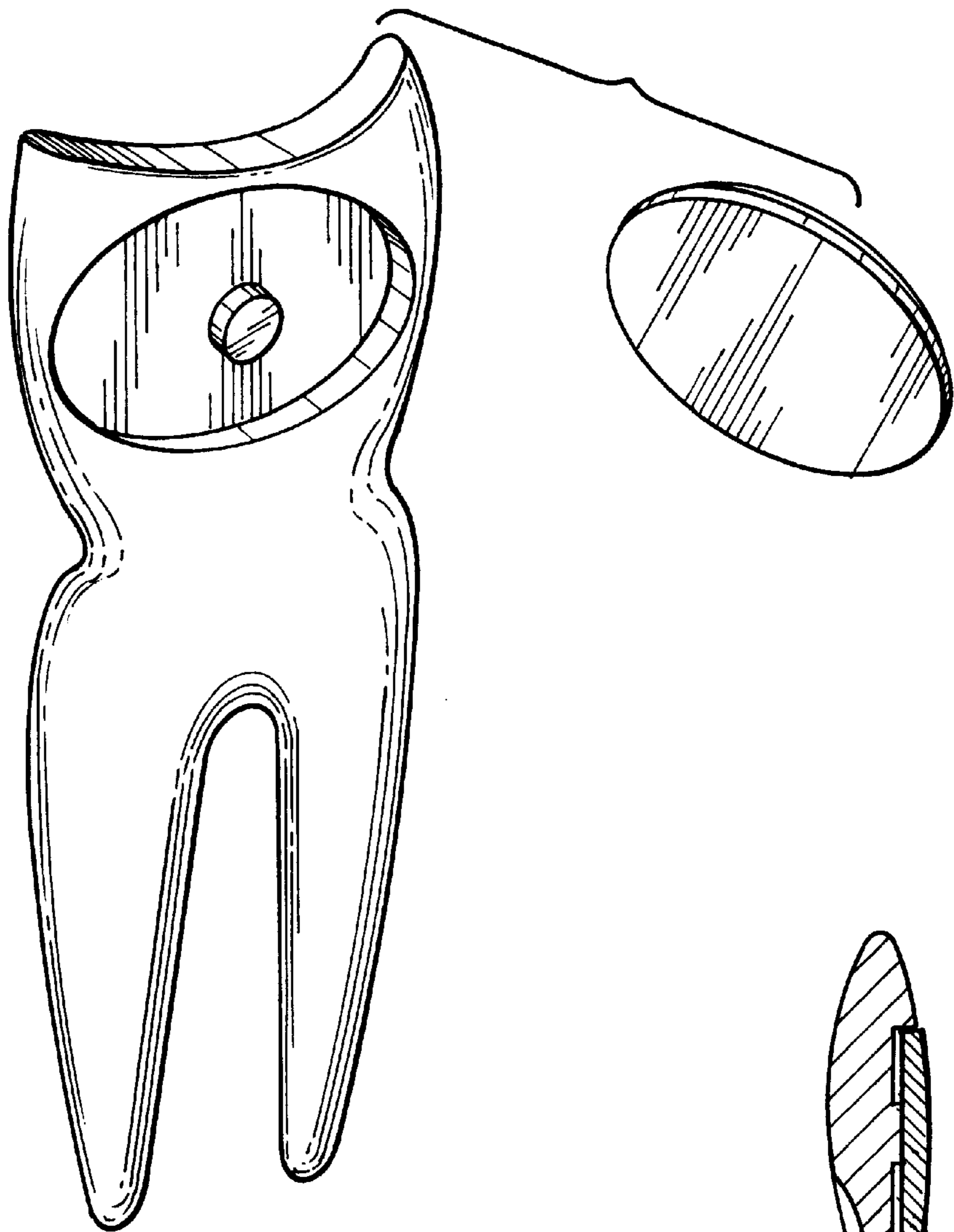


FIG. 7



FIG. 8