



US00D419610S

United States Patent [19]
Yamazaki

[11] **Patent Number: Des. 419,610**
[45] **Date of Patent: ** Jan. 25, 2000**

[54] **REVOLVING TOY**
[75] Inventor: **Tomohiro Yamazaki**, Tokyo, Japan
[73] Assignee: **Tomy Company, Ltd.**, Tokyo, Japan
[**] Term: **14 Years**

1,248,729 12/1917 Seidel 446/274
2,231,980 2/1941 Wooten 446/274
2,501,632 3/1950 Peden 446/274
3,346,990 10/1967 Holt 446/274
3,867,787 2/1975 Weinger 446/274

Primary Examiner—Dominic Simone
Attorney, Agent, or Firm—Staas & Halsey

[21] Appl. No.: **29/102,001**
[22] Filed: **Mar. 16, 1999**

[57] **CLAIM**

The ornamental design for the revolving toy, as shown.

[30] **Foreign Application Priority Data**

DESCRIPTION

Sep. 17, 1998 [JP] Japan 10-26766

FIG. 1 is a perspective view of the revolving toy embodying the new design;
FIG. 2 is a front elevational view thereof;
FIG. 3 is a rear elevational view thereof;
FIG. 4 is a top plan view thereof;
FIG. 5 is a bottom plan view thereof;
FIG. 6 is a left side elevational view thereof; and,
FIG. 7 is a right side elevational view thereof.

[51] **LOC (7) Cl.** **21-01**
[52] **U.S. Cl.** **D21/398**
[58] **Field of Search** D21/398, 455;
446/266, 274, 280, 293

[56] **References Cited**

U.S. PATENT DOCUMENTS

149,231 3/1874 Leypoldt 446/274

1 Claim, 3 Drawing Sheets




FIG. 1




FIG. 2

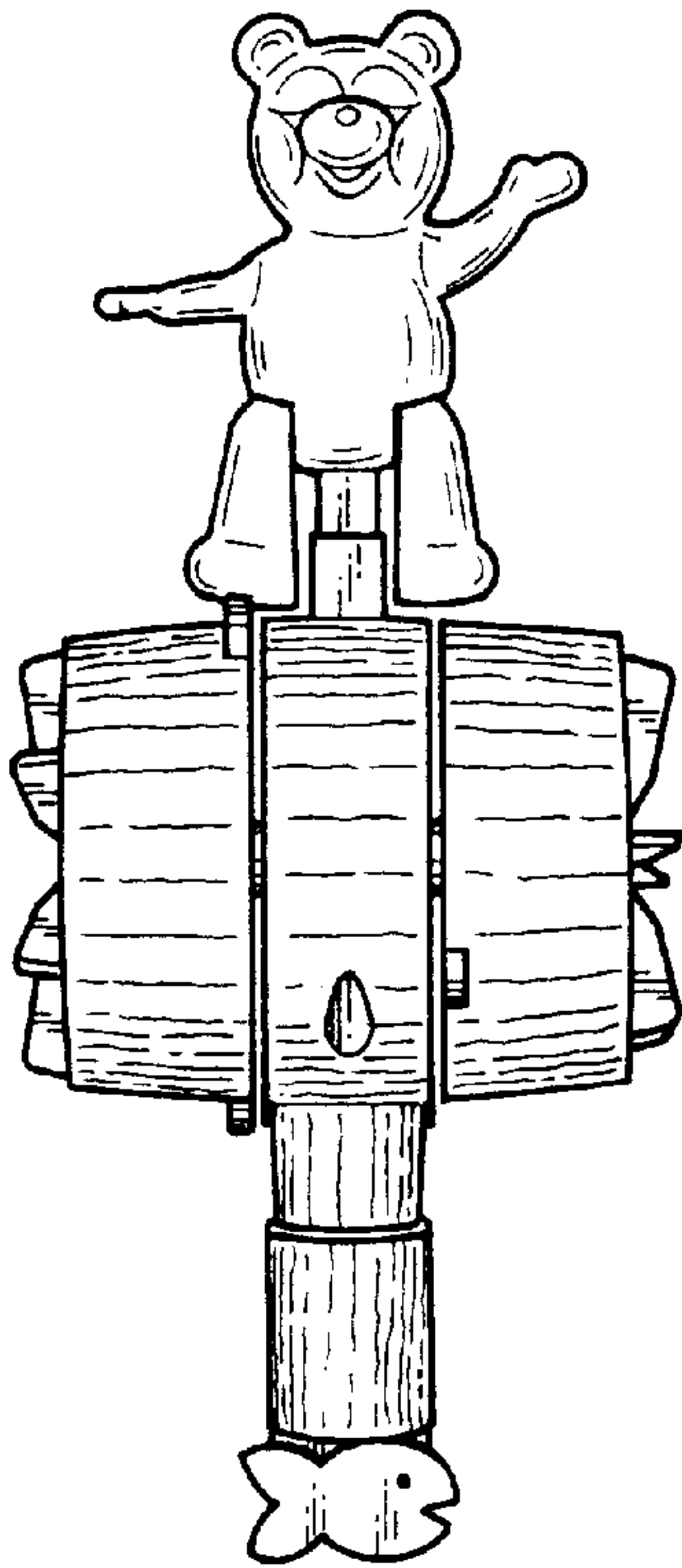


FIG. 3

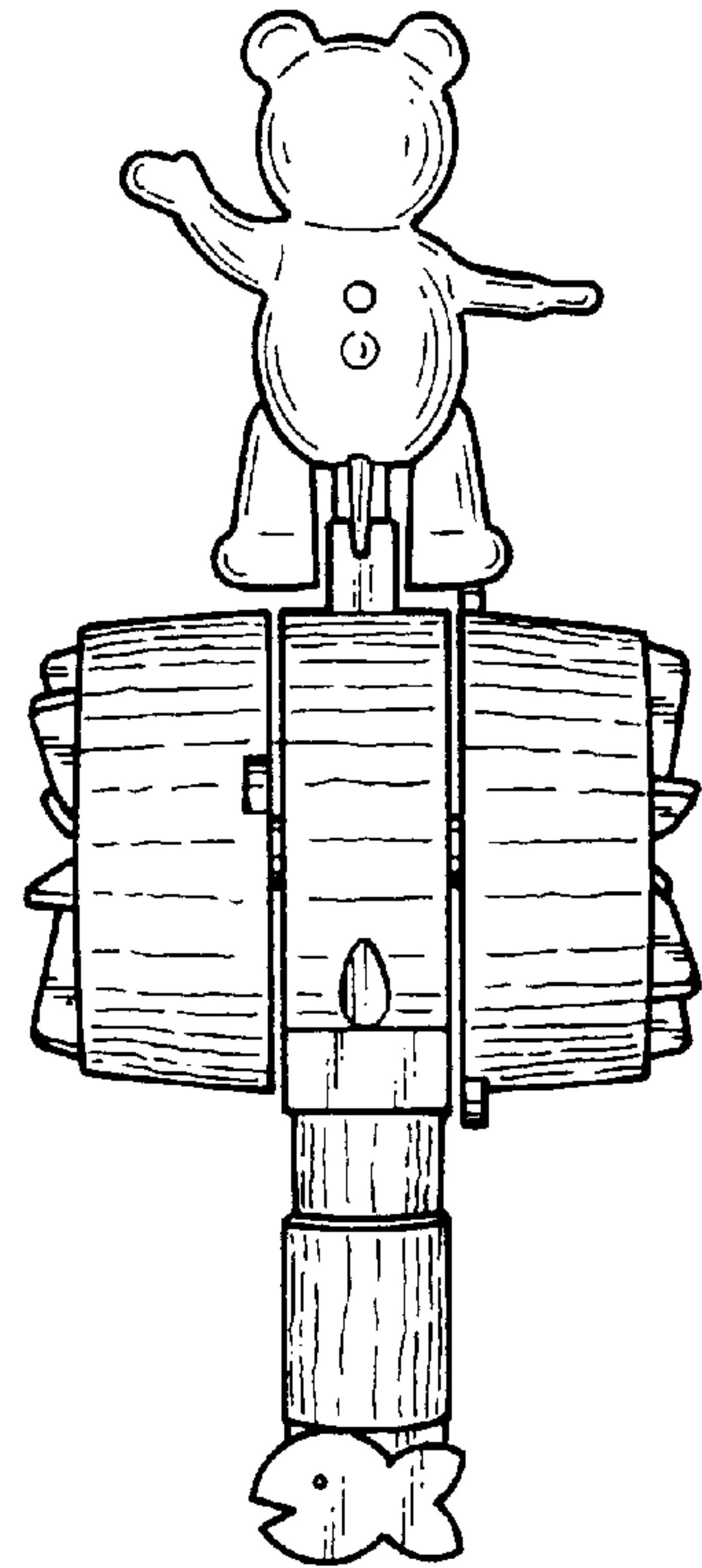


FIG. 4




FIG. 5

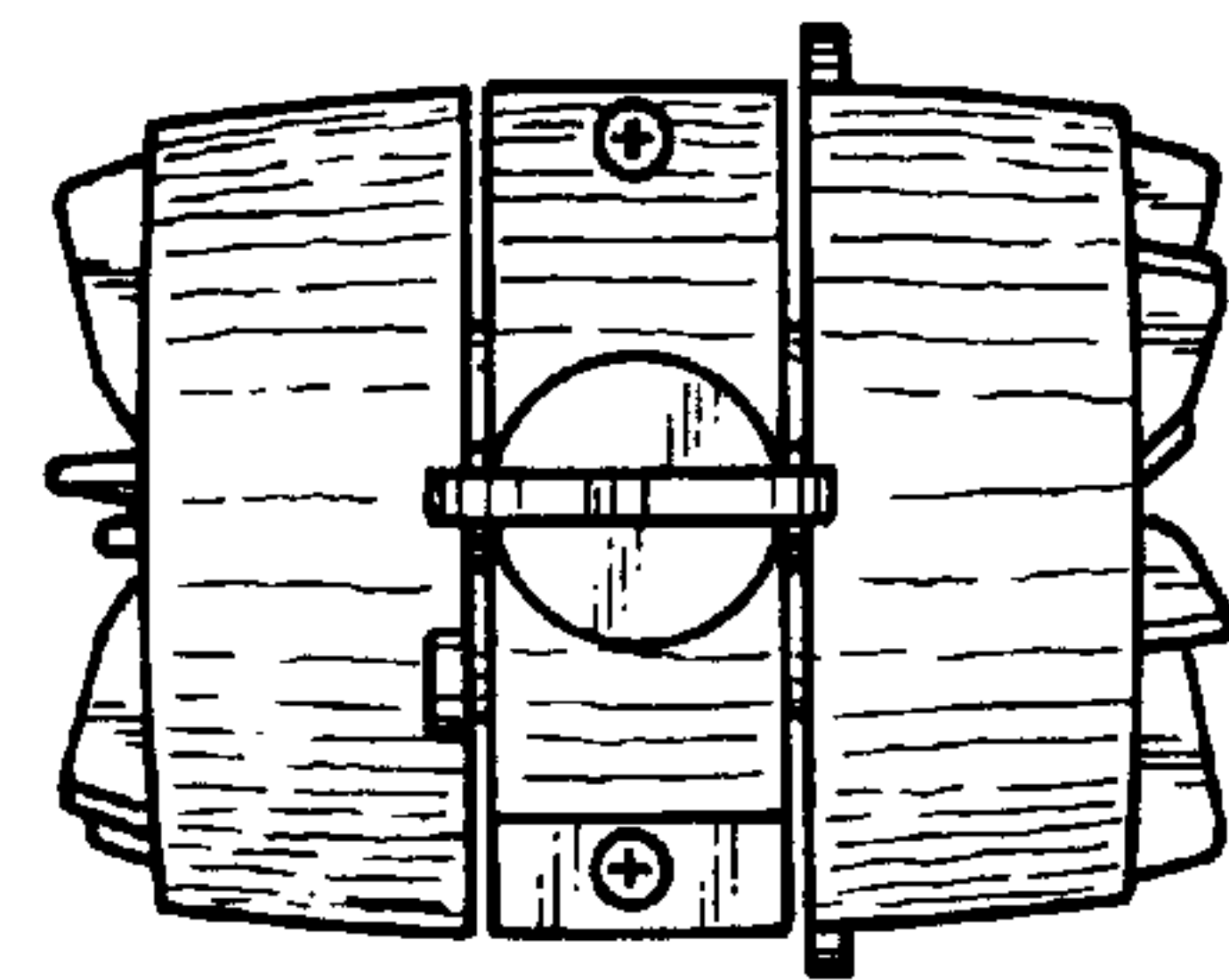


FIG. 6

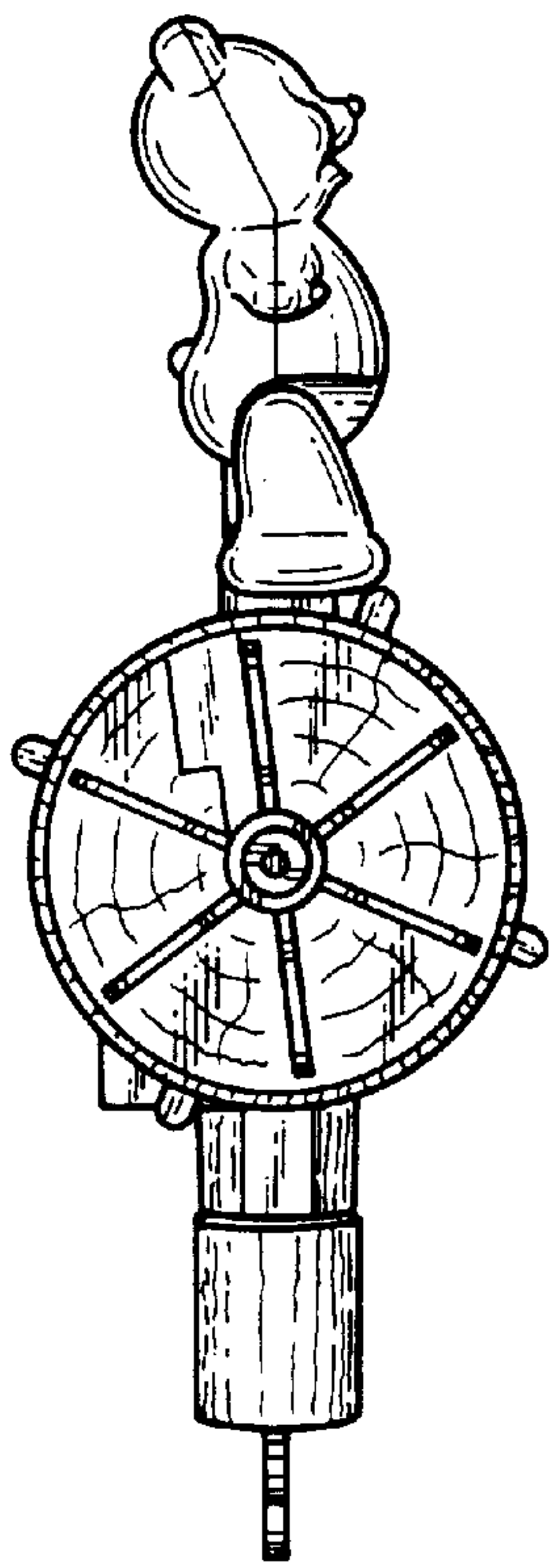


FIG. 7

