



US00D419609S

United States Patent [19]
Yamazaki

[11] **Patent Number: Des. 419,609**
[45] **Date of Patent: ** Jan. 25, 2000**

[54] **REVOLVING TOY**

[75] Inventor: **Tomohiro Yamazaki**, Tokyo, Japan

[73] Assignee: **Tomy Company, Ltd.**, Tokyo, Japan

[**] Term: **14 Years**

[21] Appl. No.: **29/101,987**

[22] Filed: **Mar. 16, 1999**

[30] **Foreign Application Priority Data**

Sep. 17, 1998 [JP] Japan 10-26765

[51] **LOC (7) Cl.** **21-01**

[52] **U.S. Cl.** **D21/398**

[58] **Field of Search** D21/398, 455,
D21/460, 461, 462; 446/236, 256, 260,
266, 241

[56] **References Cited**

U.S. PATENT DOCUMENTS

- D. 209,303 11/1967 Zadek D21/455
- D. 218,249 8/1970 Balleis D21/462
- D. 258,674 3/1981 Balleis D21/462

- D. 260,275 8/1981 Strauss D21/455
- D. 261,020 9/1981 Ciganko D21/455
- 3,785,081 1/1974 Burkhart 446/241
- 5,238,440 8/1993 Morin 446/241
- 5,314,338 5/1994 Caveza et al. 446/241 X
- 5,400,534 3/1995 Lin 446/236 X

Primary Examiner—Dominic Simone
Attorney, Agent, or Firm—Staas & Halsey

[57] **CLAIM**

The ornamental design for the revolving toy, as shown and described.

DESCRIPTION

FIG. 1 is a perspective view of the revolving toy embodying the new design;
FIG. 2 is a front elevational view thereof;
FIG. 3 is a rear elevational view thereof;
FIG. 4 is a top plan view thereof;
FIG. 5 is a bottom plan view thereof;
FIG. 6 is a left-side elevational view thereof;
FIG. 7 is a right-side elevational view thereof; and,
FIG. 8 is a perspective view depicting depression of the plunger for operating the revolving toy.

1 Claim, 3 Drawing Sheets




FIG. 1




FIG. 2




FIG. 3




FIG. 4

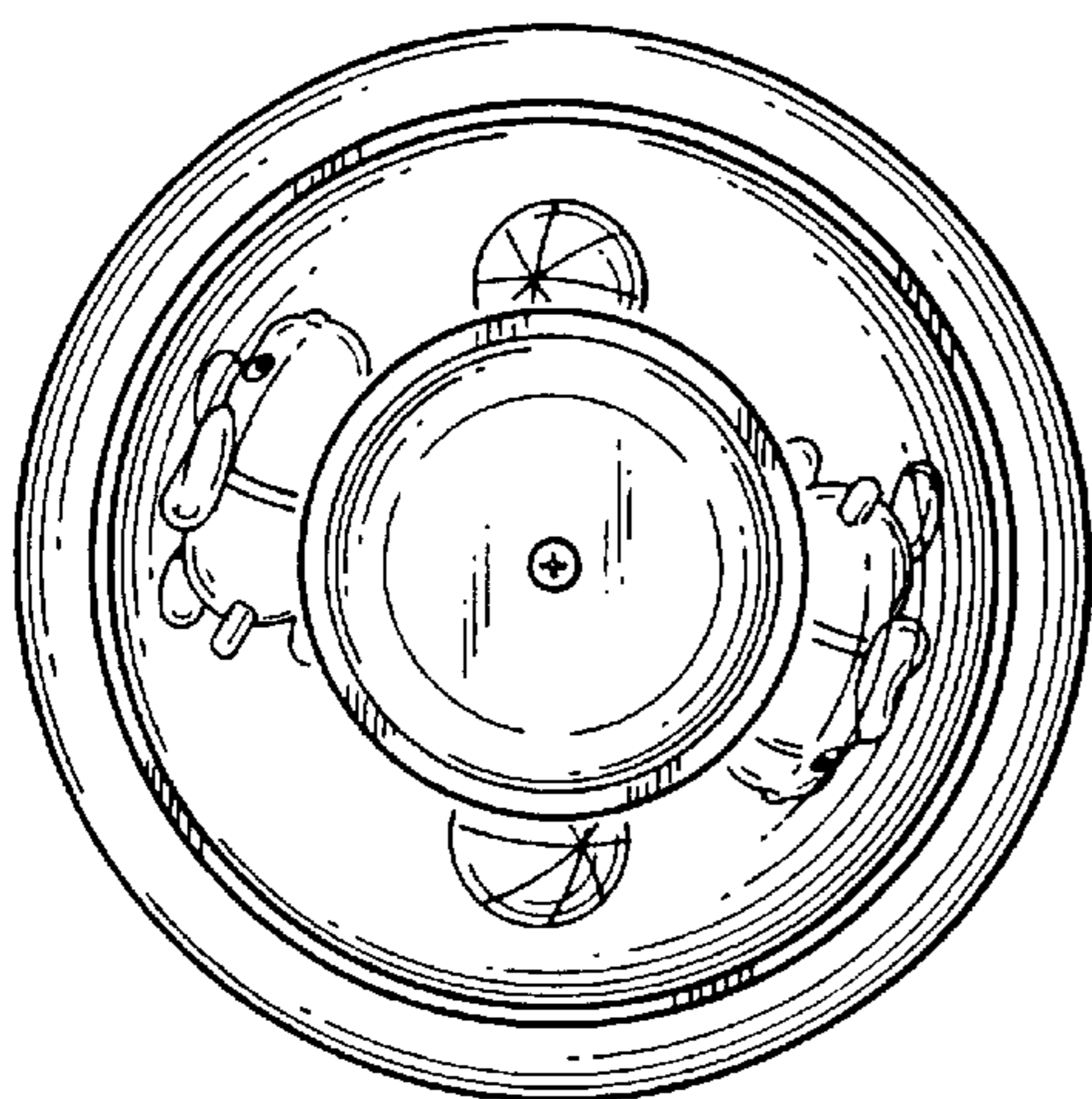


FIG. 5

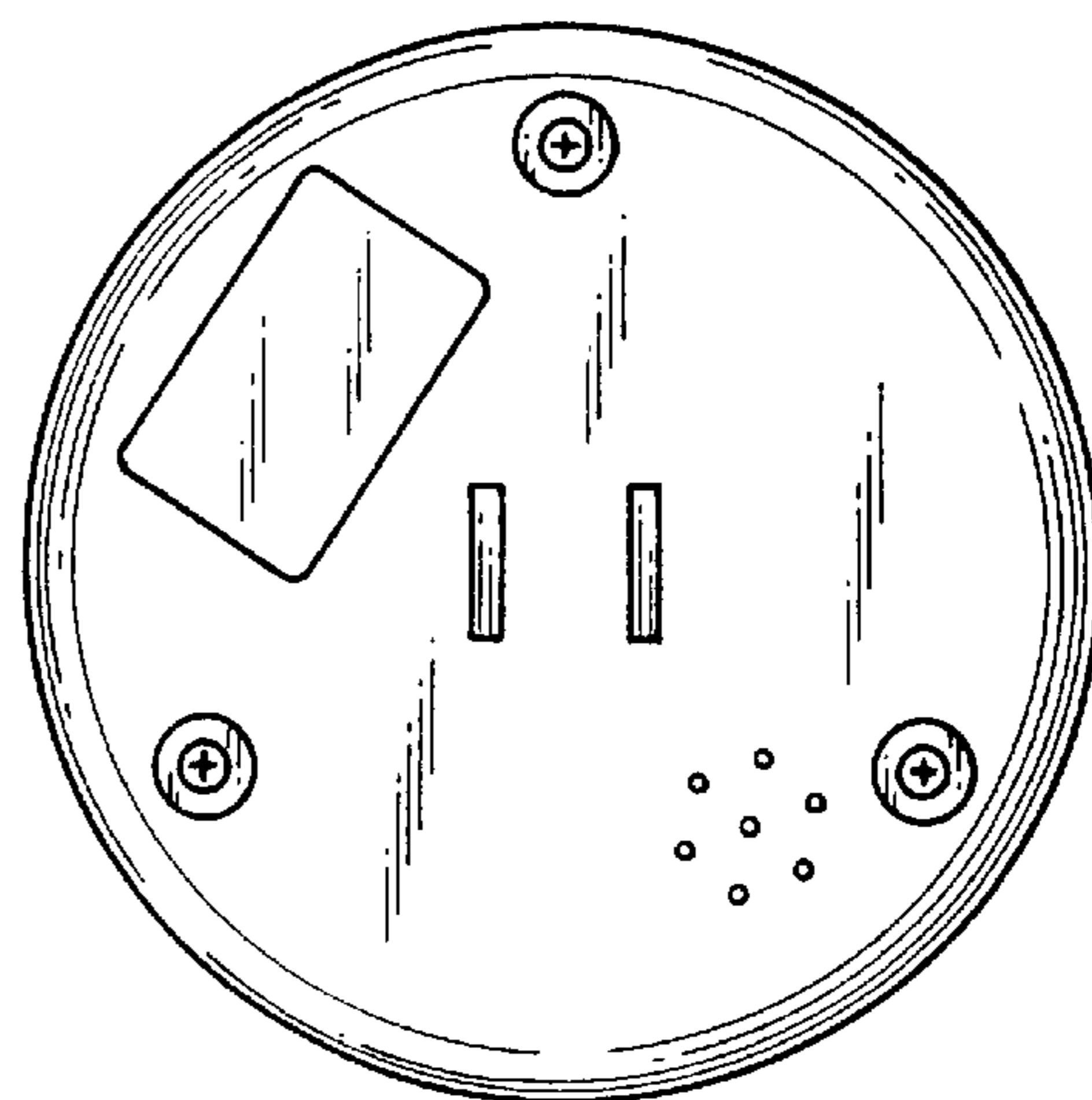


FIG. 6




FIG. 7




FIG. 8

