



US00D419569S

**United States Patent** [19]  
**Liu**

[11] **Patent Number: Des. 419,569**

[45] **Date of Patent: \*\* Jan. 25, 2000**

[54] **ROD FOR A RICE FLAIL**

[76] Inventor: **Kuo-Hsin Liu**, 1st Fl., No. 95, Sec. 2,  
Liming Rd., Nantun Dist., Taichung,  
Taiwan

[\*\*] Term: **14 Years**

[21] Appl. No.: **29/087,852**

[22] Filed: **May 11, 1998**

[51] **LOC (7) Cl.** ..... **15-03**

[52] **U.S. Cl.** ..... **D15/28**

[58] **Field of Search** ..... D15/10-12, 21,  
D15/28, 29, 139; D8/70; 172/49.5; 175/394,  
426; 362/109

[56] **References Cited**

**U.S. PATENT DOCUMENTS**

D. 343,563	1/1994	Tinault	.....	D8/70
D. 398,015	9/1998	Franet	.....	D15/28
2,856,157	10/1958	Chapin et al.	.....	D15/21
4,314,616	2/1982	Rauckhorst et al.	.....	175/394

*Primary Examiner*—Sandra L. Morris  
*Attorney, Agent, or Firm*—Patterson & Keough, P.A.

[57] **CLAIM**

The ornamental design for a rod for a rice flail, as shown and described.

**DESCRIPTION**

FIG. 1 is a front-left-top perspective view of a rod for a rice flail, showing my new design;  
FIG. 2 is a front elevational view thereof;  
FIG. 3 is a rear elevational view thereof;  
FIG. 4 is a left side view thereof;  
FIG. 5 is a right side view thereof;  
FIG. 6 is a top plan view thereof;  
FIG. 7 is a bottom plan view thereof; and,  
FIG. 8 is a reduced perspective view showing an embodiment of the claimed design, wherein the broken lines are shown for illustrative purposes only and form no part of the claimed design.

**1 Claim, 5 Drawing Sheets**






FIG. 1



FIG. 2



FIG. 3



FIG. 4



FIG. 5

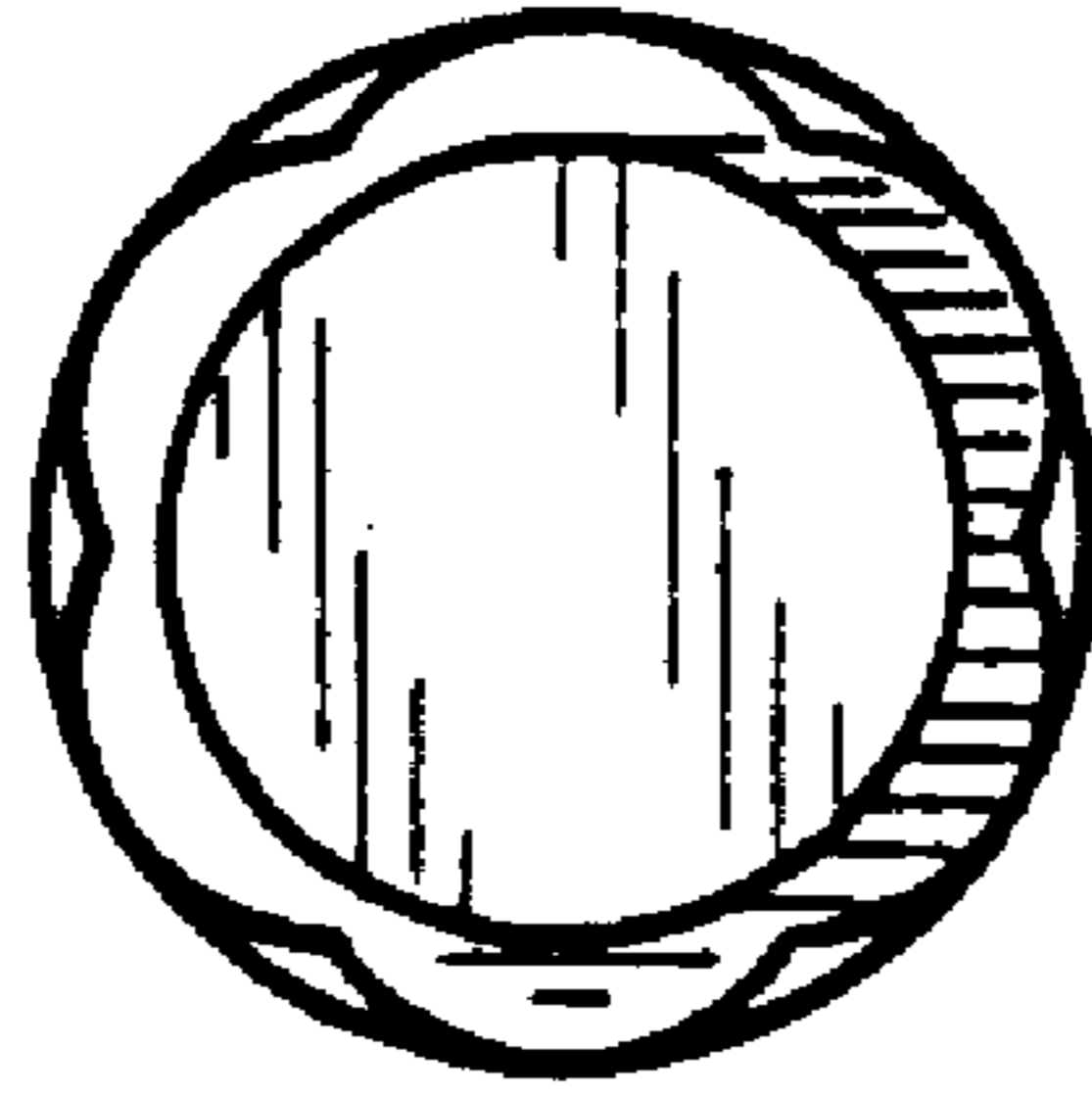


FIG. 6




FIG. 7

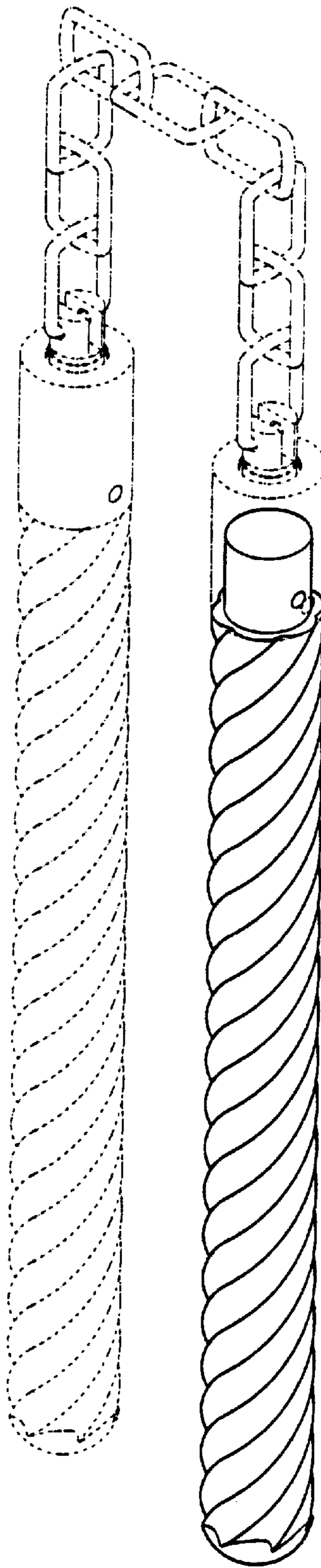


FIG. 8