



US00D419565S

# United States Patent [19]

Lohrding et al.

[11] Patent Number: **Des. 419,565**

[45] Date of Patent: **\*\* Jan. 25, 2000**

[54] **ACCESSORY HOUSING FOR A PORTABLE RADIO COMMUNICATION DEVICE**

5,596,334	1/1997	Boyce et al. ....	343/702
5,745,579	4/1998	Newman .....	379/441 X
5,874,920	2/1999	Araki et al. ....	343/702

[75] Inventors: **Bradley K. Lohrding**, Gurnee, Ill.;  
**Christopher J. Nona**, Phoenix, Ariz.

*Primary Examiner*—Jeffrey Asch  
*Attorney, Agent, or Firm*—John G. Rauch; Lalita P. Williams

[73] Assignee: **Motorola, Inc.**, Schaumburg, Ill.

[\*\*] Term: **14 Years**

### [57] CLAIM

[21] Appl. No.: **29/086,678**

The ornamental design for an accessory housing for a portable radio communication device, as shown and described.

[22] Filed: **Apr. 17, 1998**

### DESCRIPTION

[51] **LOC (7) Cl.** ..... **14-03**

[52] **U.S. Cl.** ..... **D14/230; D14/230**

[58] **Field of Search** ..... D14/137, 230,  
D14/138, 107, 147-148, 247-248, 240,  
140-142, 250; 379/433, 434, 419, 420,  
428, 440, 441, 442; 455/550-575, 90; D13/103,  
146, 147; 343/702, 901, 906

FIG. 1 is a left, front, top perspective view of an accessory housing for a portable radio communication device, showing our new design;

FIG. 2 is a right side elevation view thereof;

FIG. 3 is a rear elevation view thereof;

FIG. 4 is a bottom elevation view thereof;

FIG. 5 is a top elevation view thereof;

FIG. 6 is a left side elevation view thereof;

FIG. 7 is a left, front, top perspective view thereof without the broken line disclosure; and,

FIG. 8 is a rear elevational view thereof.

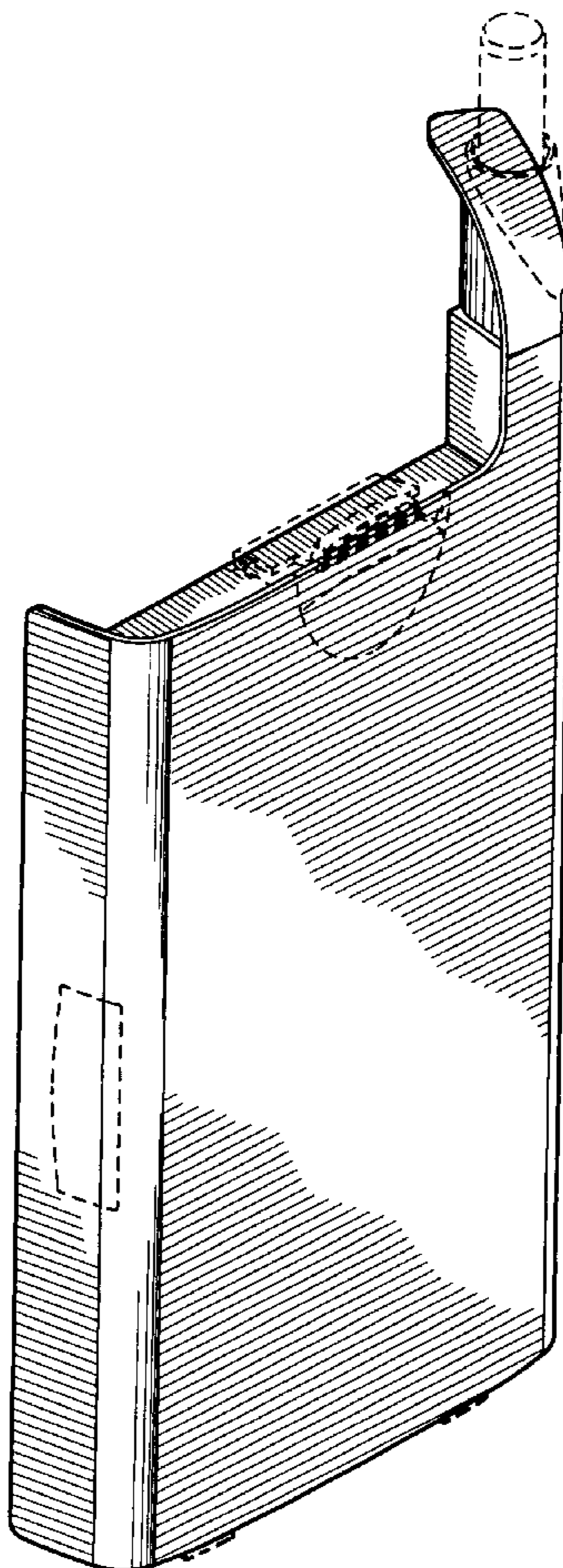
The broken lines shown in FIGS. 1-7 are for illustrative purposes only and form no part of the claimed design.

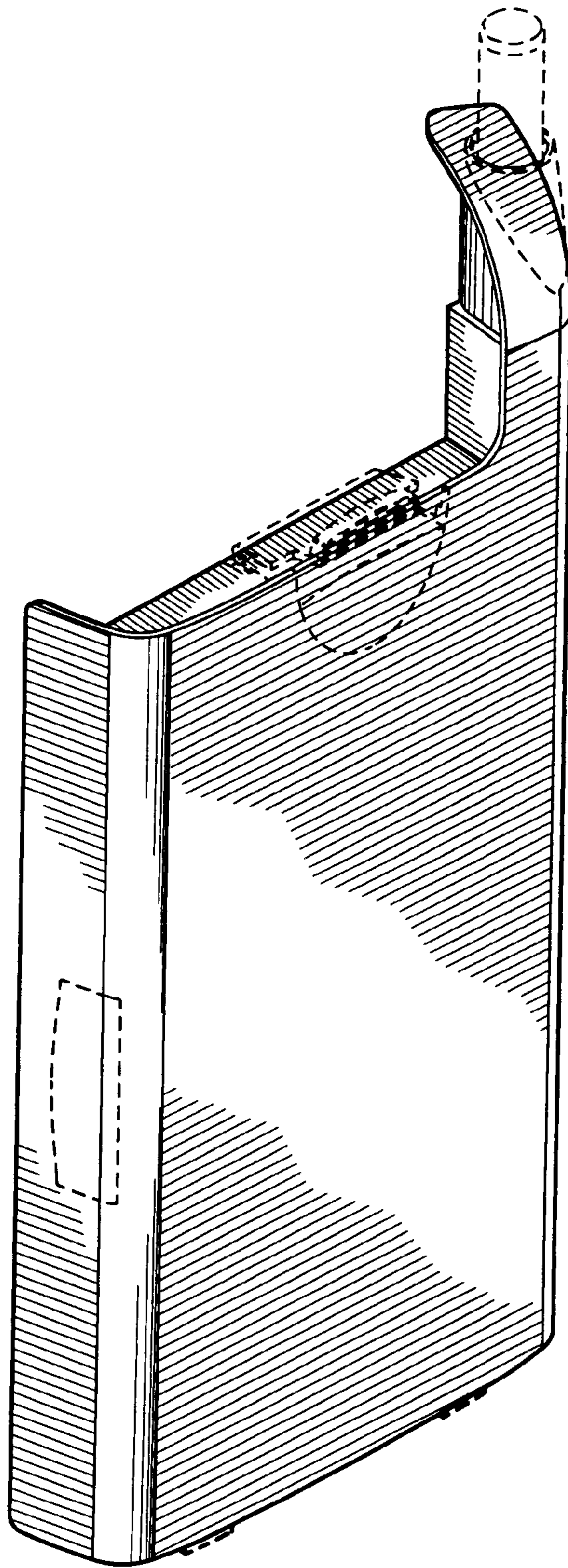
### [56] References Cited

#### U.S. PATENT DOCUMENTS


D. 390,848	2/1998	Santee et al. ....	D14/240
D. 406,098	2/1999	Walter et al. ....	D13/103
D. 406,848	3/1999	Salmi .....	D14/240
4,598,295	7/1986	Murphy .....	343/702
5,338,896	8/1994	Danforth .....	455/90

**1 Claim, 5 Drawing Sheets**

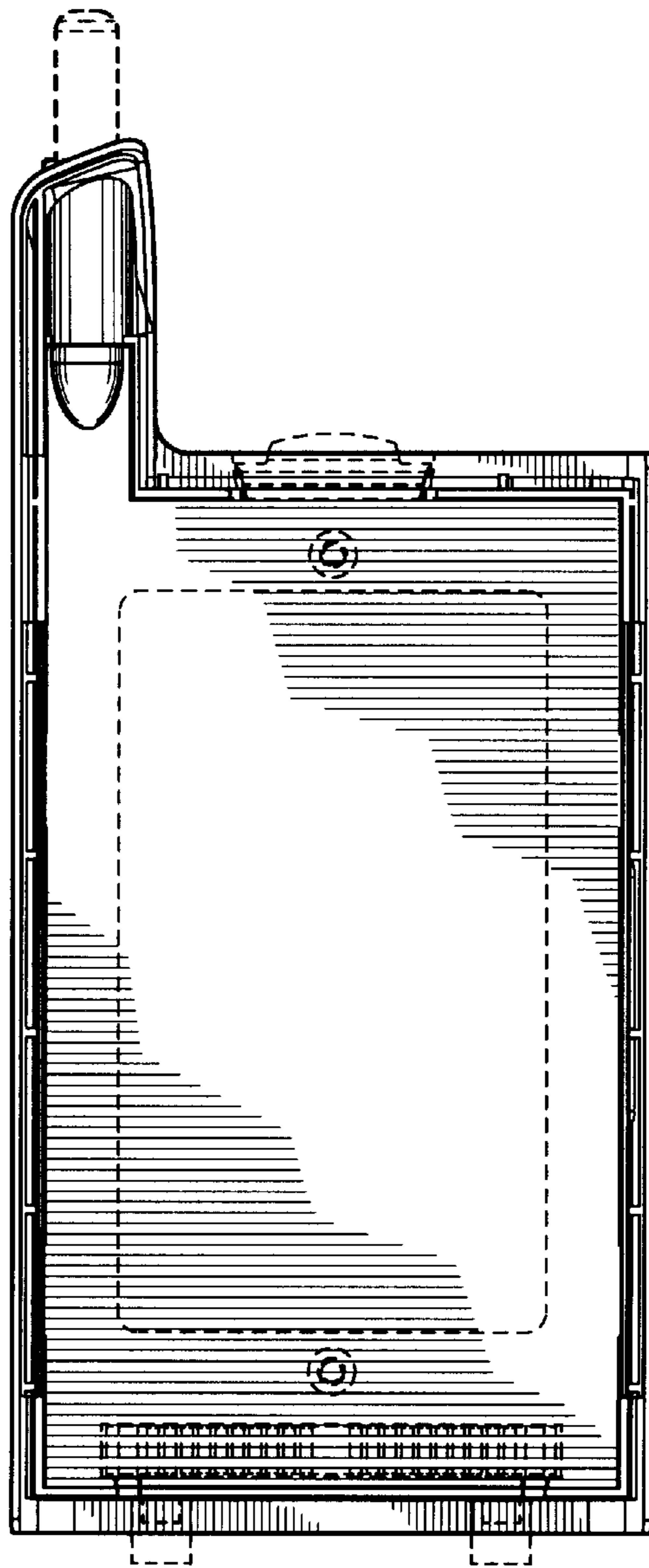




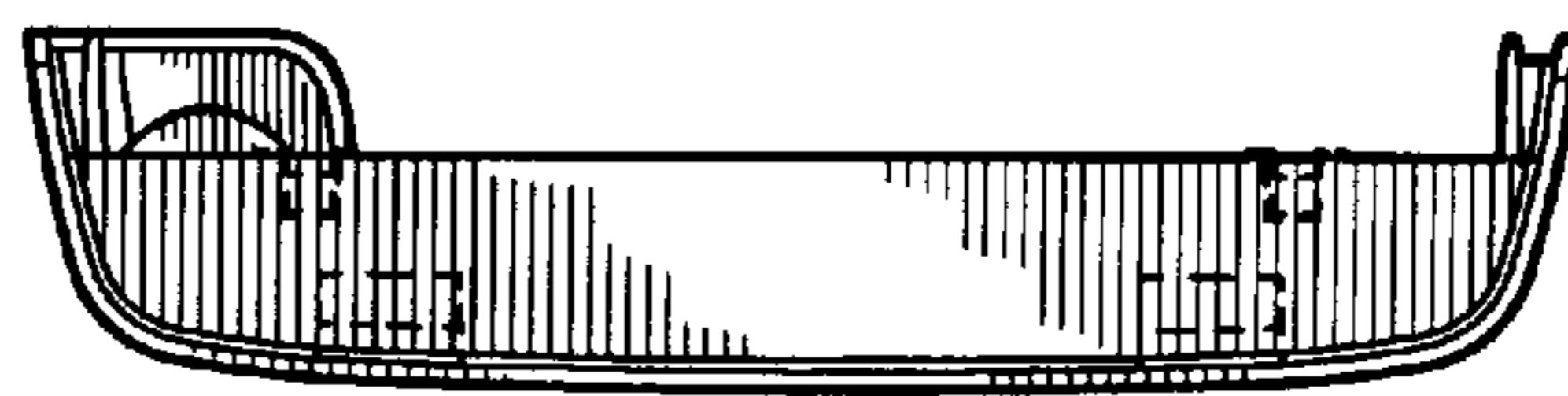
*FIG. 1*



*FIG. 2*



*FIG. 3*



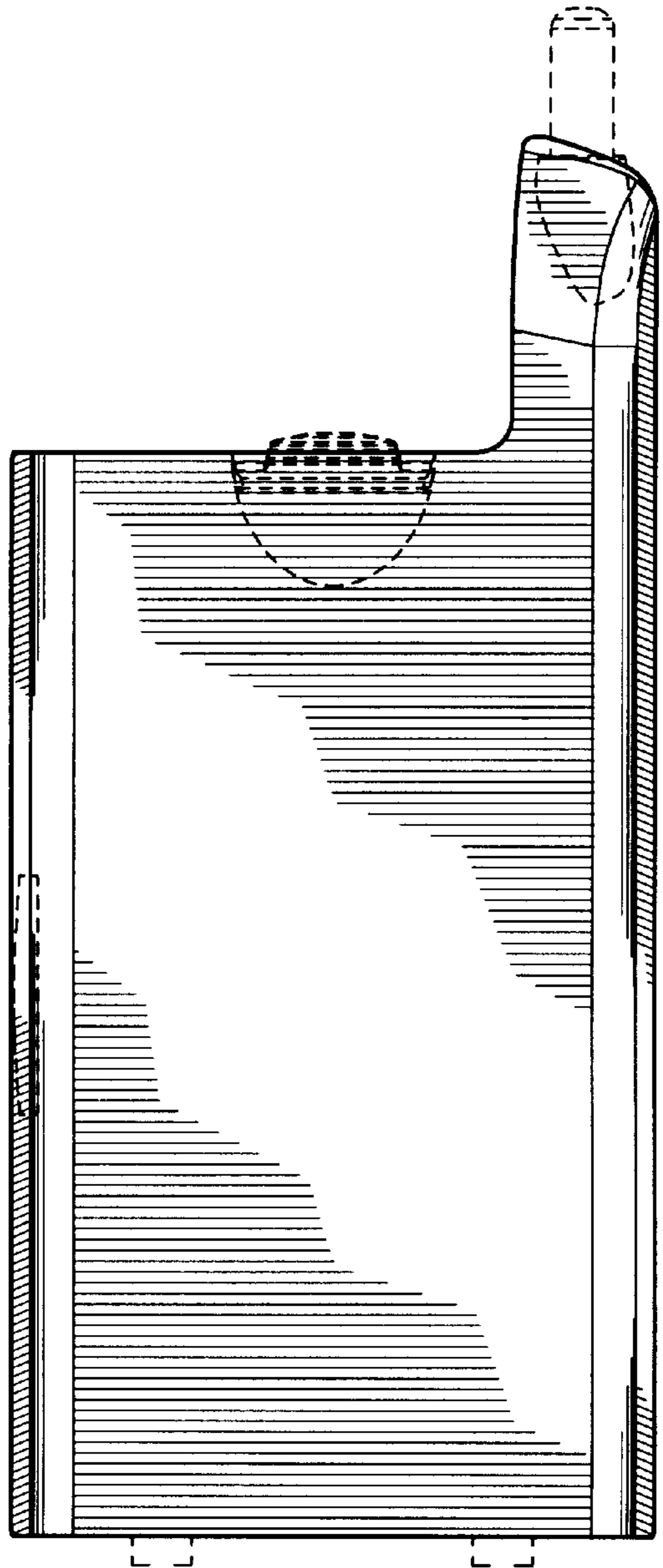
*FIG. 4*




*FIG. 5*



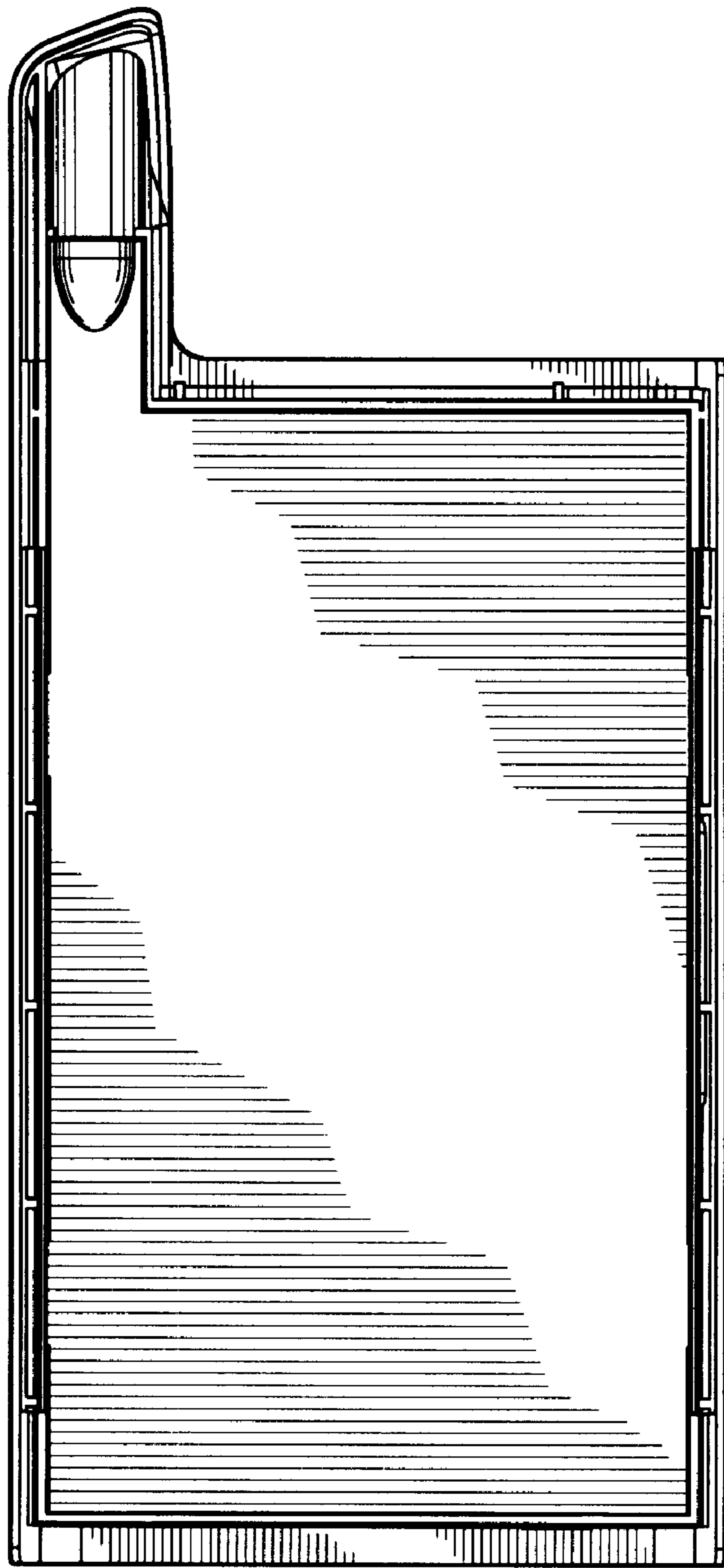
*FIG. 6*



*FIG. 7*



***FIG. 8***



*FIG. 9*