



US00D419544S

United States Patent [19]
Krantz

[11] **Patent Number: Des. 419,544**
[45] **Date of Patent: ** Jan. 25, 2000**

[54] **DISPLAY PORTION OF A HAND HELD SCANNING TOOL**

D. 391,555 3/1998 Schlieffers et al. D14/100
D. 399,198 10/1998 Reitzel D14/116
D. 405,076 2/1999 Ahearn et al. D14/116

[75] Inventor: **Norman L. Krantz**, San Jose, Calif.

OTHER PUBLICATIONS

[73] Assignee: **Zircon Corporation**, Campbell, Calif.

Stanley "Stud Edge" Scanning Tool (4 pages), on sale before Aug. 13, 1998.

[**] Term: **14 Years**

National Model EZ380B Scanning Tool (5 pages), on sale before Aug. 13, 1998.

[21] Appl. No.: **29/092,142**

Tajima Model WSC-DX Scanning Tool (2 pages), on sale before Aug. 13, 1998.

[22] Filed: **Aug. 13, 1998**

[51] **LOC (7) Cl.** **14-02**

Primary Examiner—M. H. Tung

[52] **U.S. Cl.** **D14/116**

Attorney, Agent, or Firm—SAIDMAN DesignLaw Group

[58] **Field of Search** D14/100, 107,
D14/114, 116; D8/303; D19/41-51; 235/375,
378, 385, 454, 462.15, 472.02, 486; 382/312-5,
318-9, 321; 250/203.1, 216; D26/37, 45,
50

[57] **CLAIM**

The ornamental design for a display portion of a hand held scanning tool, as shown and described.

[56] **References Cited**

DESCRIPTION

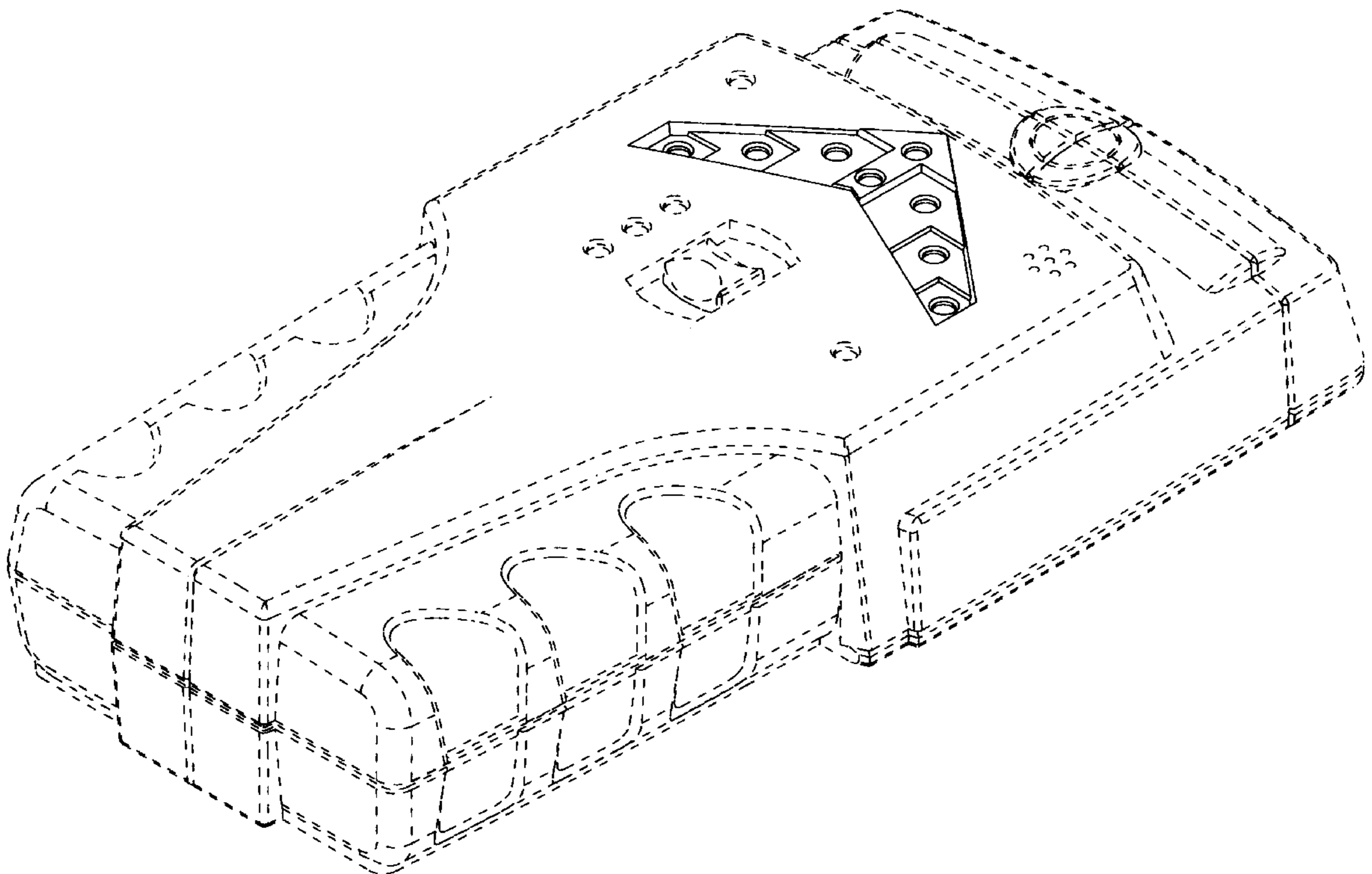
U.S. PATENT DOCUMENTS

D. 325,574 4/1992 Carver D14/116
D. 342,064 12/1993 Harden D14/116
D. 352,938 11/1994 Karlin D14/116
D. 371,550 7/1996 Tomkowicz D14/116

FIG. 1 is a perspective view of a display portion of a hand held scanning tool showing my new design; and, FIG. 2 is a front view thereof, on an enlarged scale.

The broken lines shown in FIGS. 1-2 are environmental only and form no part of the claimed design.

1 Claim, 2 Drawing Sheets



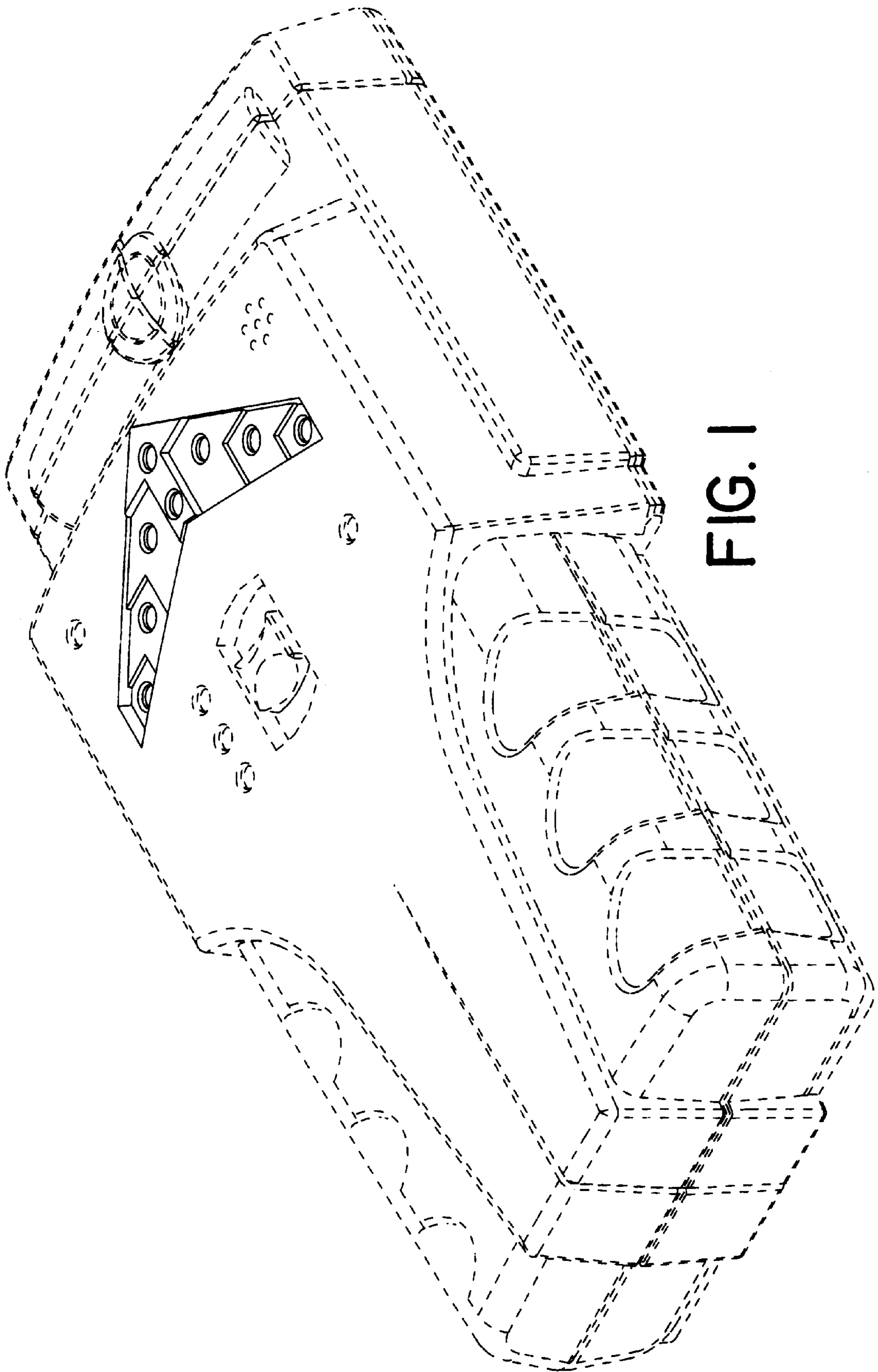


FIG. 1

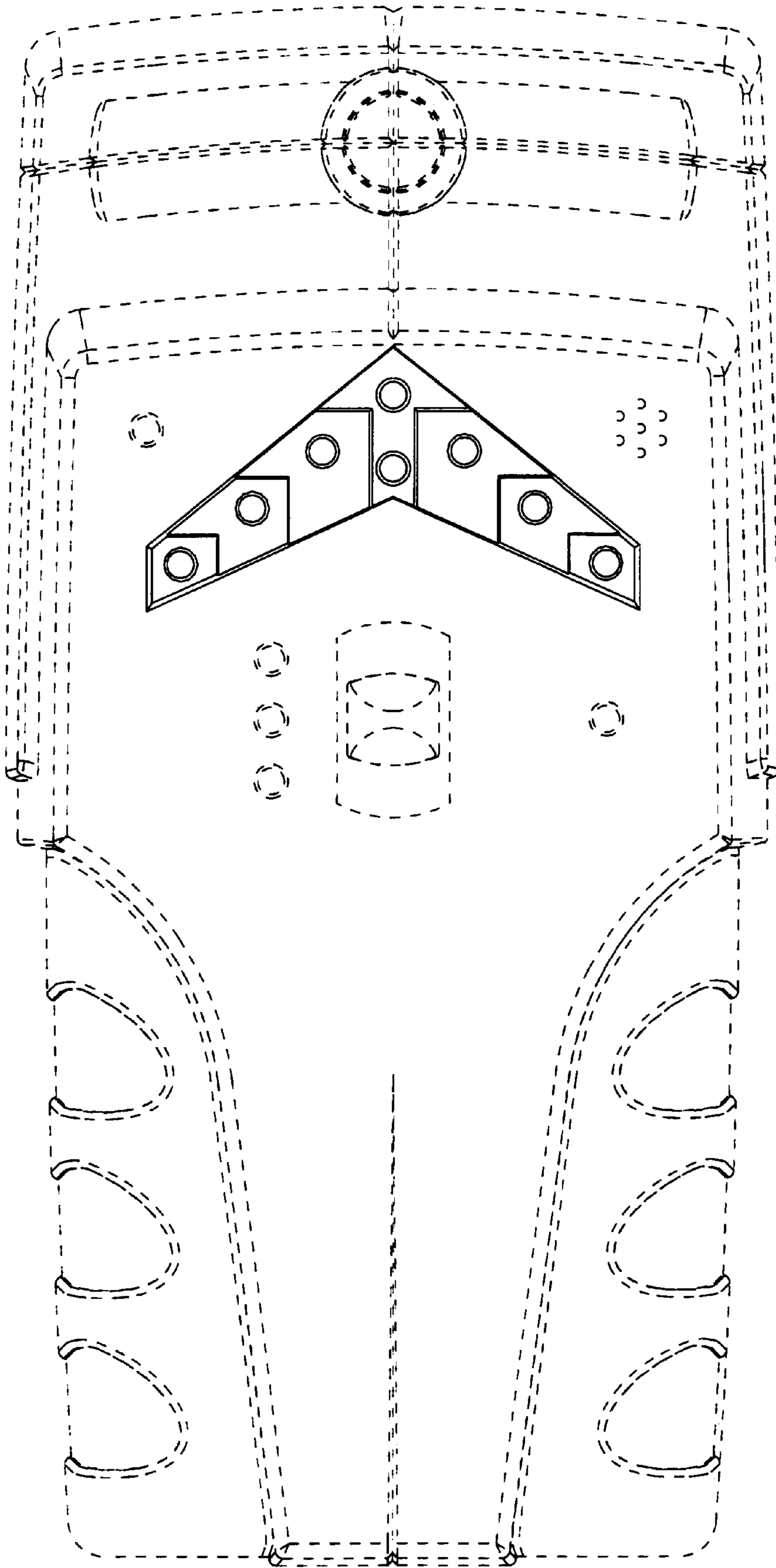


FIG. 2