



US00D419528S

United States Patent [19]
Hakoda

[11] **Patent Number: Des. 419,528**
[45] **Date of Patent: ** Jan. 25, 2000**

[54] **TELEPHONE CORD CONTAINER**
[75] Inventor: **Katsuhisa Hakoda**, Tokyo, Japan
[73] Assignee: **Sony Corporation**, Tokyo, Japan
[**] Term: **14 Years**
[21] Appl. No.: **29/106,830**
[22] Filed: **Jun. 12, 1999**

5,718,310 2/1998 Gallo 191/12.2 R

OTHER PUBLICATIONS

Targus Retractable Telephone Cord at [Http://www.targus.com/accessories/cord.htm](http://www.targus.com/accessories/cord.htm).

Primary Examiner—Joel Sincavage
Attorney, Agent, or Firm—Foley & Lardner

[57] **CLAIM**

The ornamental design for a telephone cord container, as shown and described.

Related U.S. Application Data

[62] Division of application No. 29/075,278, Aug. 29, 1997.
[51] **LOC (7) Cl.** **13-03**
[52] **U.S. Cl.** **D13/154**
[58] **Field of Search** D13/154; D8/358;
191/12.2 R, 12.4 R; 242/107, 107.7, 107.11;
379/438

DESCRIPTION

FIG. 1 is a perspective view of a telephone cord container showing my new design;
FIG. 2 is a top plan view thereof;
FIG. 3 is a front elevational view thereof;
FIG. 4 is a left side elevational view thereof;
FIG. 5 is a right side elevational view thereof;
FIG. 6 is a bottom plan view thereof;
FIG. 7 is a reference perspective view thereof in use; and, FIG. 8 is a rear elevational view of the embodiment of FIG. 1. The telephone cord portions in broken lines throughout the drawing figures are for illustrative purposes only and form no part of the claimed design.

[56] **References Cited**

U.S. PATENT DOCUMENTS

D. 264,447 5/1982 Henkels D10/72
D. 316,666 5/1991 Ishimaru D8/358
D. 329,637 9/1992 Sutton D13/154
D. 363,461 10/1995 Duckman et al. D13/154
3,056,863 10/1962 Johnson 191/12.4
4,646,987 3/1987 Peterson 242/378.3

1 Claim, 5 Drawing Sheets

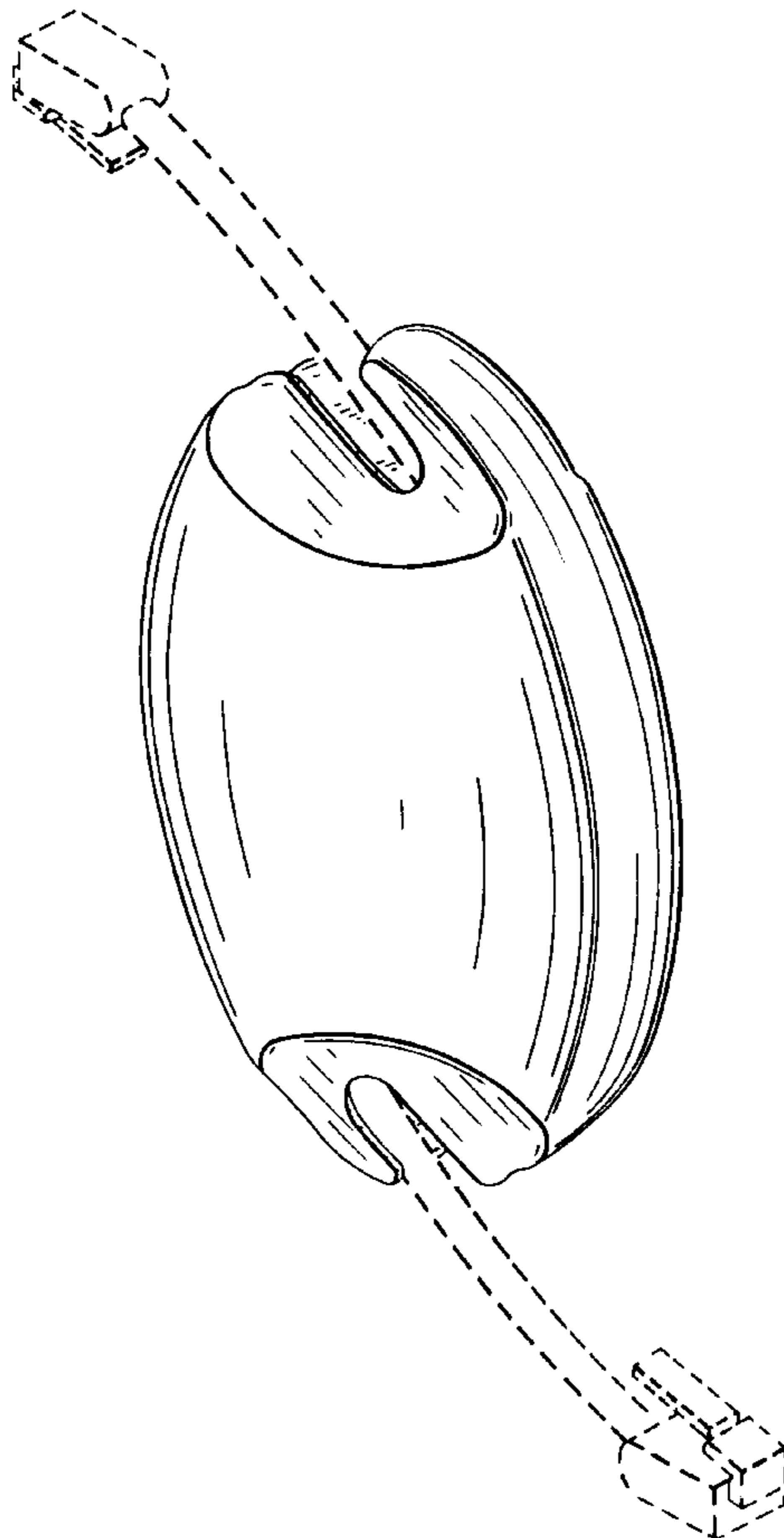


FIG. 1

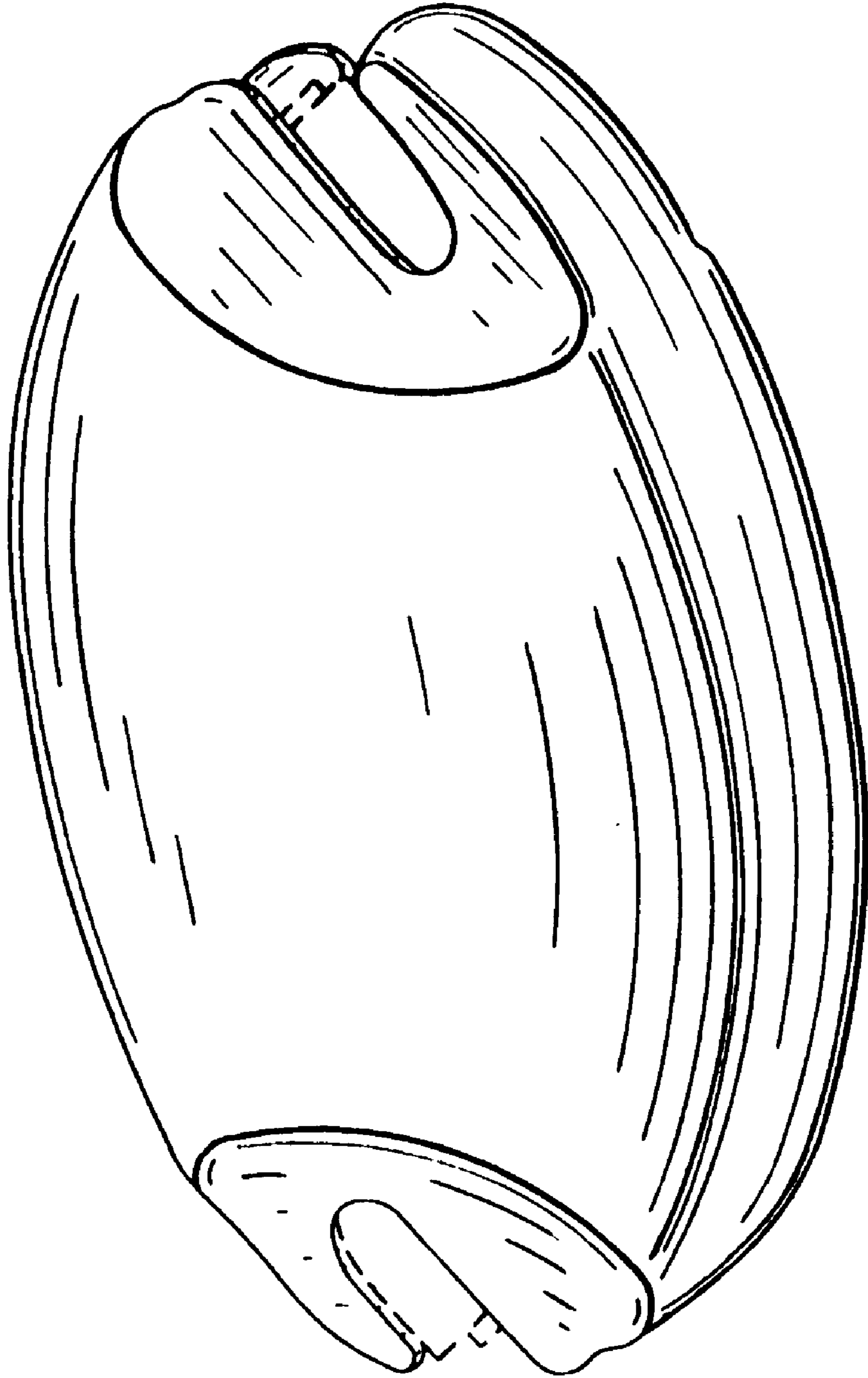


FIG. 2




FIG. 4




FIG. 5



FIG. 6

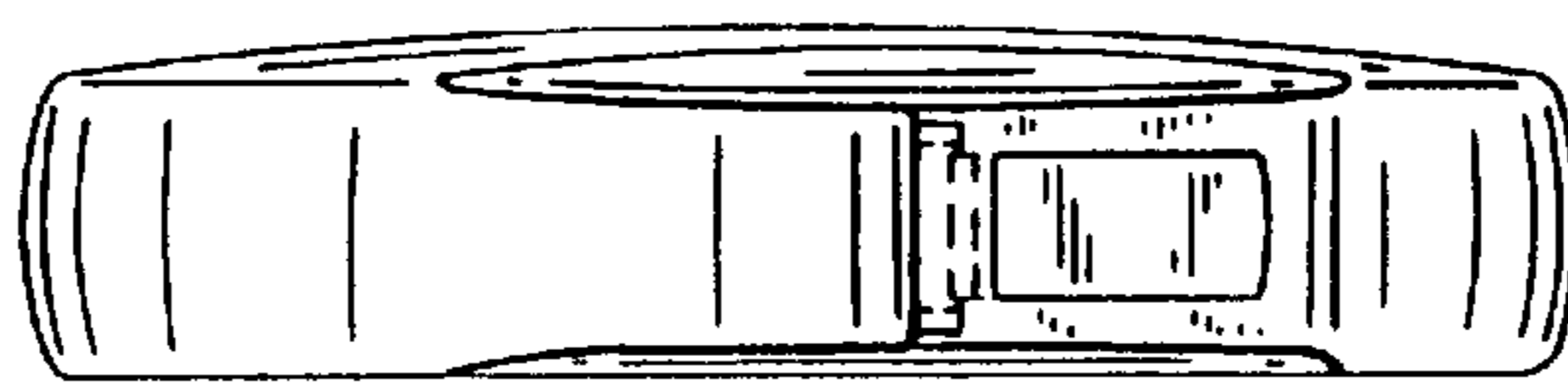


FIG. 3

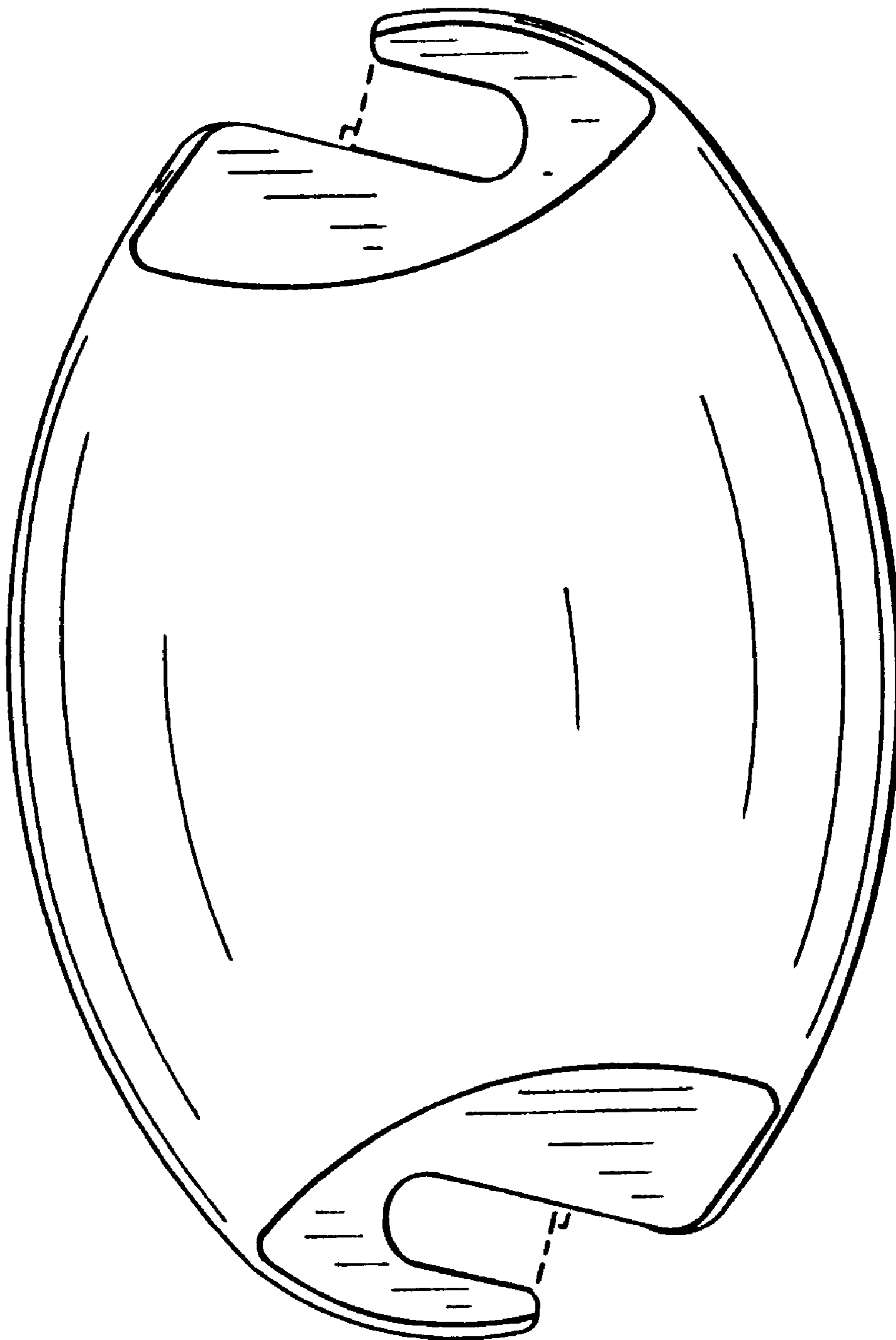


FIG. 7

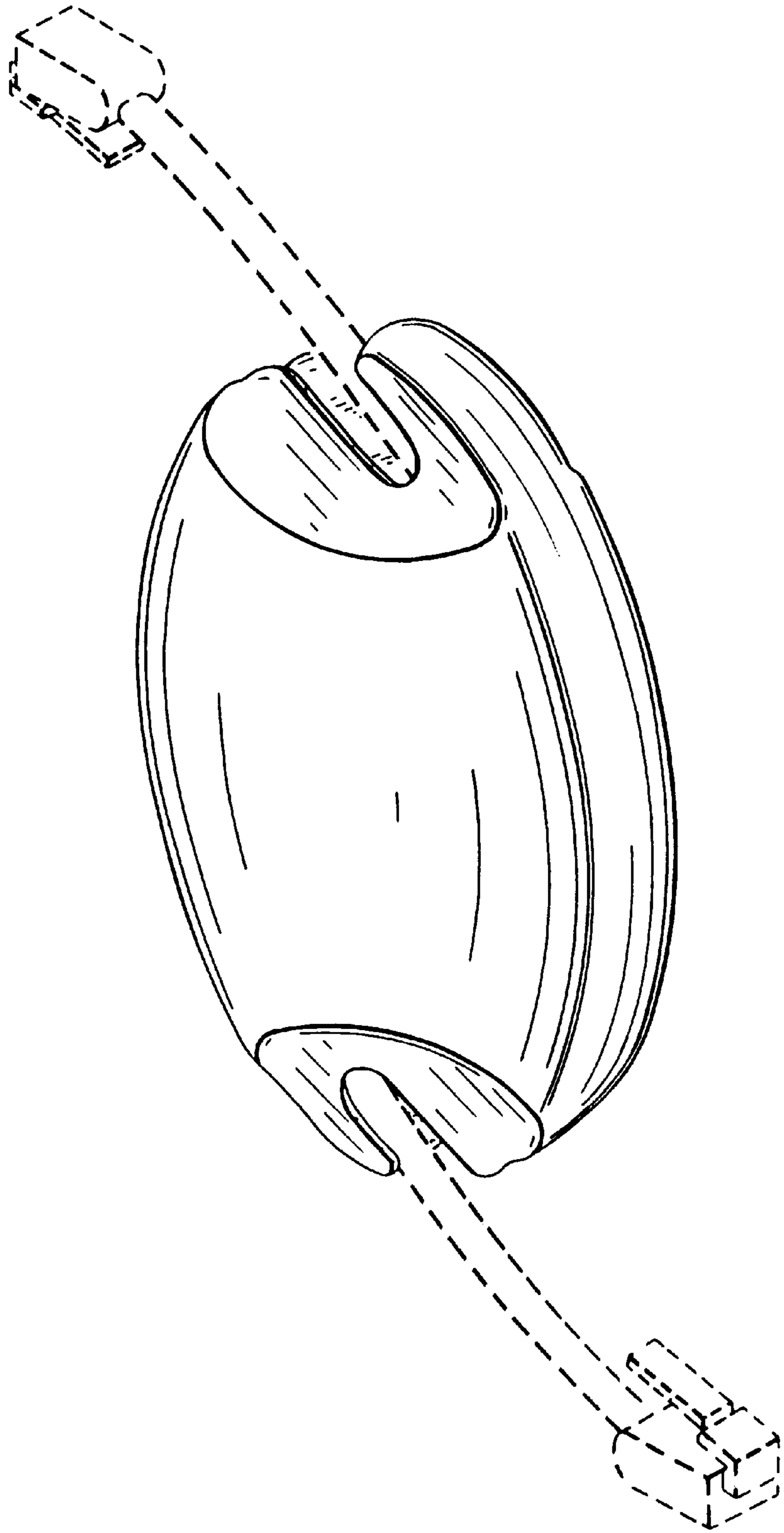


FIG. 8

