



US00D419514S

# United States Patent [19] Fitzgerald

[11] **Patent Number: Des. 419,514**

[45] **Date of Patent: \*\* Jan. 25, 2000**

[54] **FRONT FACE OF A MOTOR VEHICLE WHEEL**

[75] Inventor: **Kevin Fitzgerald**, Long Beach, Calif.

[73] Assignee: **KMC Products, Inc.**, Riverside, Calif.

[\*\*] Term: **14 Years**

[21] Appl. No.: **29/099,358**

[22] Filed: **Jan. 20, 1999**

[51] **LOC (7) Cl.** ..... **12-16**

[52] **U.S. Cl.** ..... **D12/209**

[58] **Field of Search** ..... D12/204-213;  
301/64.1, 65, 37.1

[56] **References Cited**

**U.S. PATENT DOCUMENTS**

- D. 316,844 5/1991 Peloquin et al. .... D12/209
- D. 322,421 12/1991 Shinoda ..... D12/209
- D. 380,433 7/1997 Chung ..... D12/209

- D. 383,428 9/1997 Brown et al. .... D12/209
- D. 392,610 3/1998 Noriega ..... D12/209
- D. 400,841 11/1998 Sacco et al. .... D12/209
- D. 403,644 1/1999 Elbertse et al. .... D12/209
- D. 407,051 3/1999 Kelley ..... D12/209
- D. 410,613 6/1999 Brown et al. .... D12/209

*Primary Examiner*—Doris V. Coles  
*Assistant Examiner*—Stacia Sinuik  
*Attorney, Agent, or Firm*—Dykema Gossett PLLC

[57] **CLAIM**


The ornamental design for a front face of a motor vehicle wheel, as shown and described.

**DESCRIPTION**

FIG. 1 is a front perspective view of a front face of a motor vehicle wheel, showing my new design; and, FIG. 2 is a front elevational view thereof.

The broken line showing of environment is for illustrative purposes only and forms no part of the claimed design.

**1 Claim, 2 Drawing Sheets**






FIG. 1

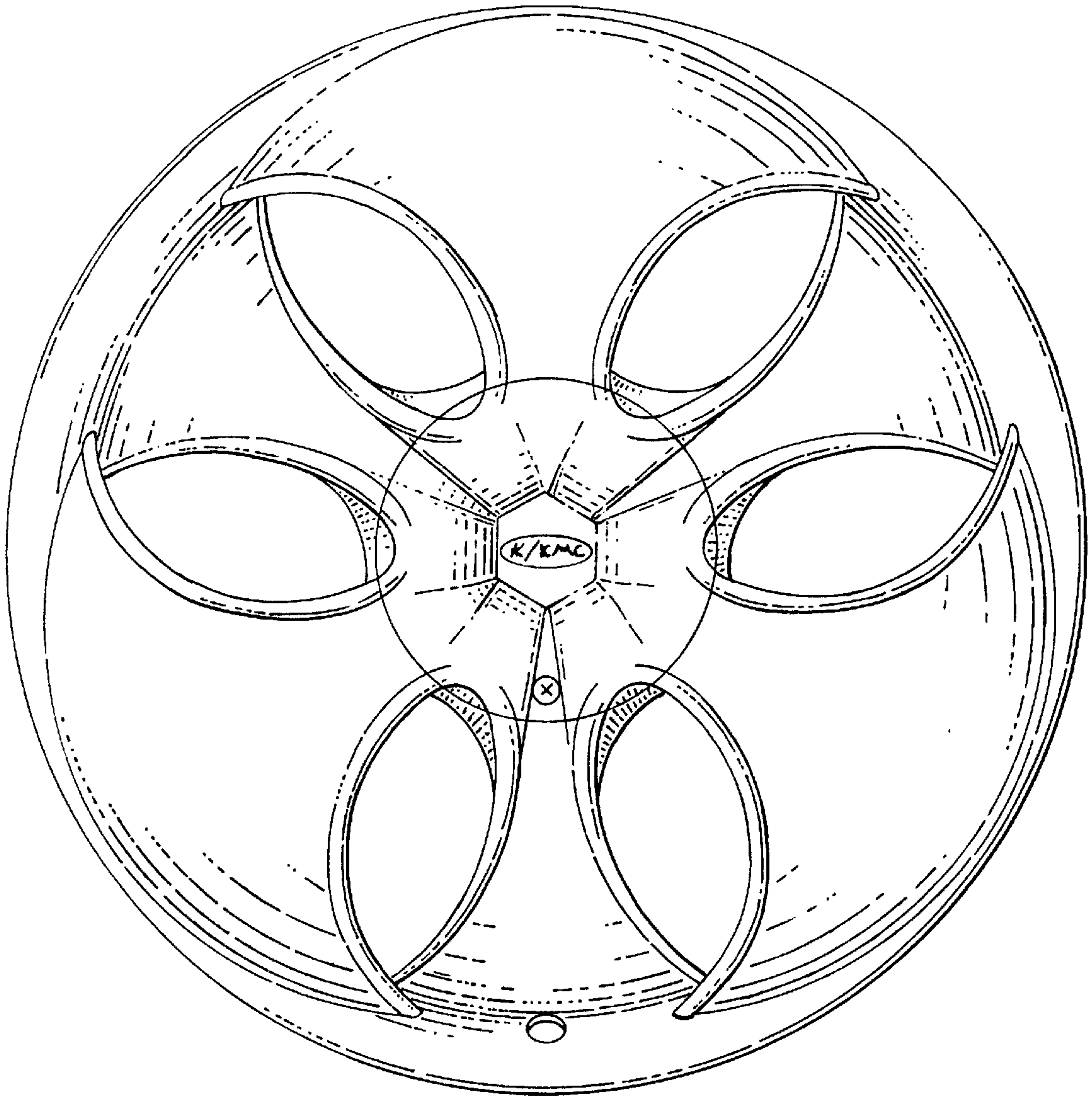


FIG. 2