



US00D419504S

United States Patent [19]

Triarsi et al.

[11] Patent Number: **Des. 419,504**

[45] Date of Patent: **** Jan. 25, 2000**

[54] **CHASSIS FRAME FOR A VEHICLE**

D. 53,541	7/1919	Vanatta	D12/159
D. 149,830	6/1948	Nelson	D12/159
3,774,948	11/1973	Gouirand	280/281.1 X

[75] Inventors: **Onofrio Triarsi**, Elizabeth, N.J.; **Isaia Fiocco**, Paruzzaro, Italy

[73] Assignee: **Challenge Karts U.S.A., Inc.**, Elizabeth, N.J.

Primary Examiner—Doris V. Coles
Assistant Examiner—Stacia Sinuik
Attorney, Agent, or Firm—Ezra Sutton

[**] Term: **14 Years**

[57] CLAIM

[21] Appl. No.: **29/091,384**

The ornamental design for a chassis frame for a vehicle, as shown and described.

[22] Filed: **Jul. 29, 1998**

DESCRIPTION

[51] **LOC (7) Cl.** **12-16**

[52] **U.S. Cl.** **D12/159**

[58] **Field of Search** D12/159, 400;
D21/562; 280/781, 281.1


FIG. 1 is a perspective view of a chassis frame for a vehicle showing our new design;
FIG. 2 is a top plan view thereof;
FIG. 3 is a bottom plan view thereof;
FIG. 4 is a front elevation view;
FIG. 5 is a rear elevation view,
FIG. 6 is a right side elevational view; and the left side elevational view being a mirror image thereof.

[56] References Cited

U.S. PATENT DOCUMENTS

D. 31,103	6/1899	Kingsbury	D21/562
D. 34,327	4/1901	Lane	D12/159
D. 35,116	9/1901	Kingsbury	D21/562

1 Claim, 4 Drawing Sheets



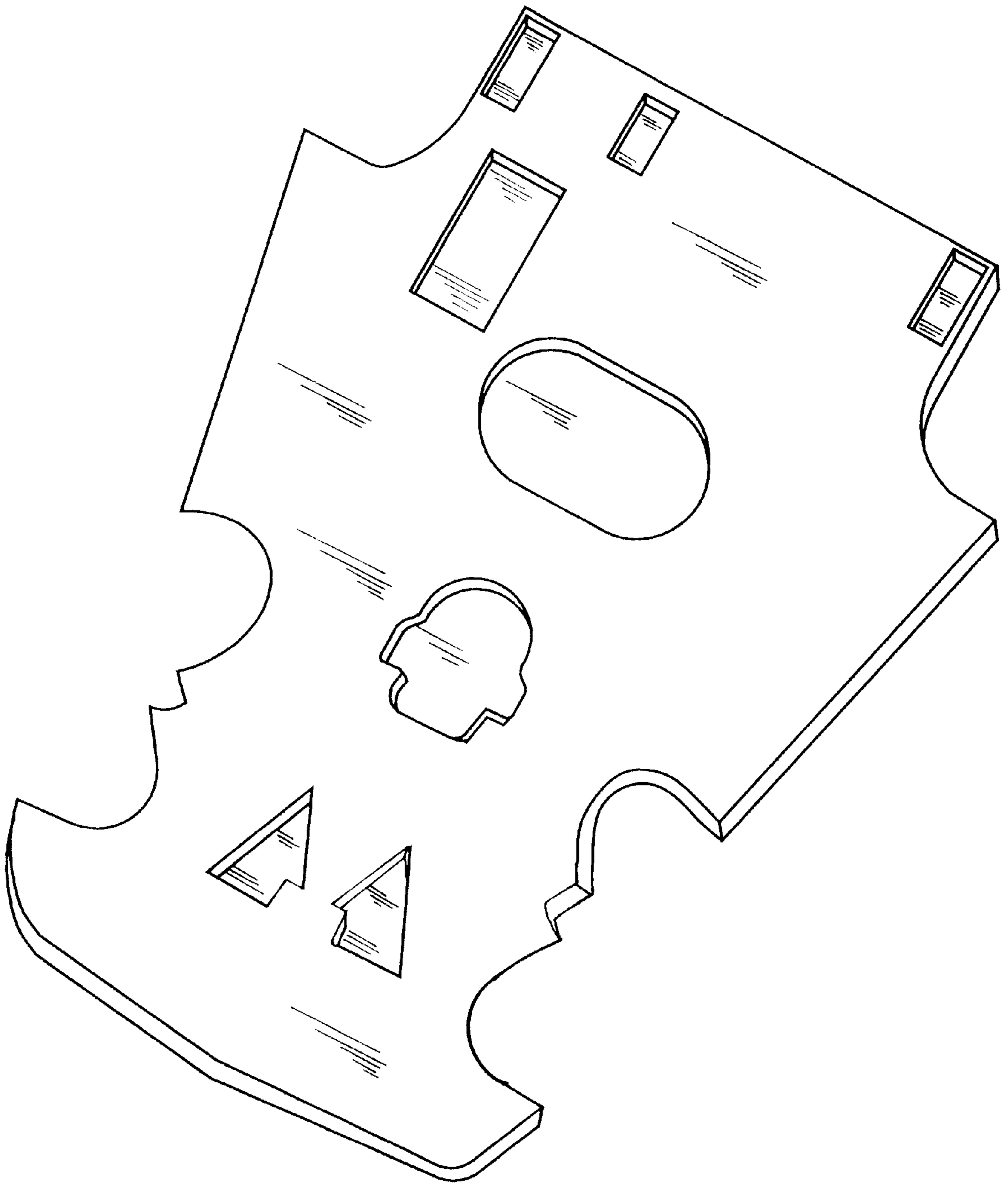


FIG. 1

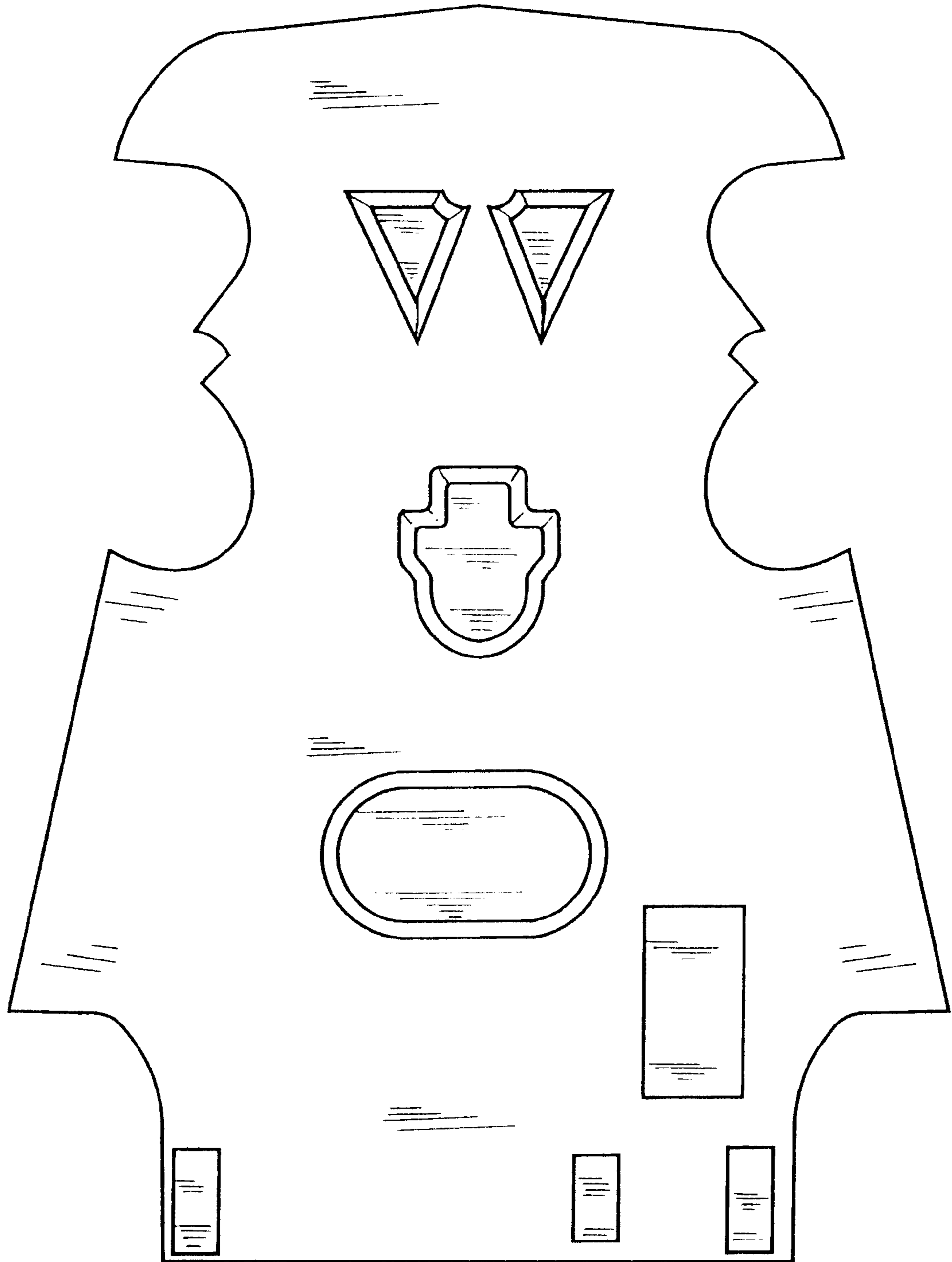


FIG. 2




FIG. 3



FIG. 4



FIG. 5



FIG. 6