



US00D419503S

United States Patent [19]
Hitzky et al.

[11] **Patent Number: Des. 419,503**
[45] **Date of Patent: ** Jan. 25, 2000**

[54] **TIRE TREAD**

[75] Inventors: **Leo Joseph Hitzky**, Walferdange, Luxembourg; **Claude Lardo**, Walzing, Belgium

[73] Assignee: **The Goodyear Tire & Rubber Company**, Akron, Ohio

[**] Term: **14 Years**

[21] Appl. No.: **29/103,582**

[22] Filed: **Apr. 16, 1999**

Related U.S. Application Data

[62] Division of application No. 29/083,362, Feb. 9, 1998.

[51] **LOC (7) Cl.** **12-15**

[52] **U.S. Cl.** **D12/147**

[58] **Field of Search** D12/136-152;
152/209.1, 209.8, 209.9, 209.11, 209.13,
209.16, 209.18, 209.19, 209.28, 900, 901,
902, 903

[56] **References Cited**

U.S. PATENT DOCUMENTS

- D. 301,024 5/1989 Himuro et al. .
- D. 301,445 6/1989 Terada .
- D. 309,441 7/1990 Sakuno .
- D. 314,363 2/1991 Adam D12/147
- D. 332,767 1/1993 Tsuda et al. .
- D. 336,268 6/1993 Bondini .
- D. 340,896 11/1993 Kernan .
- D. 345,535 3/1994 Shinohara et al. .
- D. 347,607 6/1994 Montag .

- D. 350,091 8/1994 Shibata .
- D. 354,725 1/1995 McKisson .
- D. 395,415 6/1998 Graas D12/147
- D. 397,649 9/1998 Grosskopf et al. D12/147

OTHER PUBLICATIONS

Michelin MXV Tire, 1996 Tread Design Guide, p. 48, Feb. 1996.

Yokohama Y370G Tire, 1996 Tread Design Guide, p. 78, Feb. 1996.

Co-Op Superfleet Multi Carrier Tire, 1996 Tread Design Guide, p. 85, Feb. 1996.

Republic Trail Mark DT Tire, 1996 Tread Design Guide, p. 113, Feb. 1996.

Primary Examiner—Robert M. Spear

Attorney, Agent, or Firm—T P Lewandowski

[57] **CLAIM**

The ornamental design for a tire tread, as shown and described.

DESCRIPTION

FIG. 1 is a perspective view of a tire tread showing our new design, it being understood that the pattern repeats uniformly throughout the circumference of the tread;

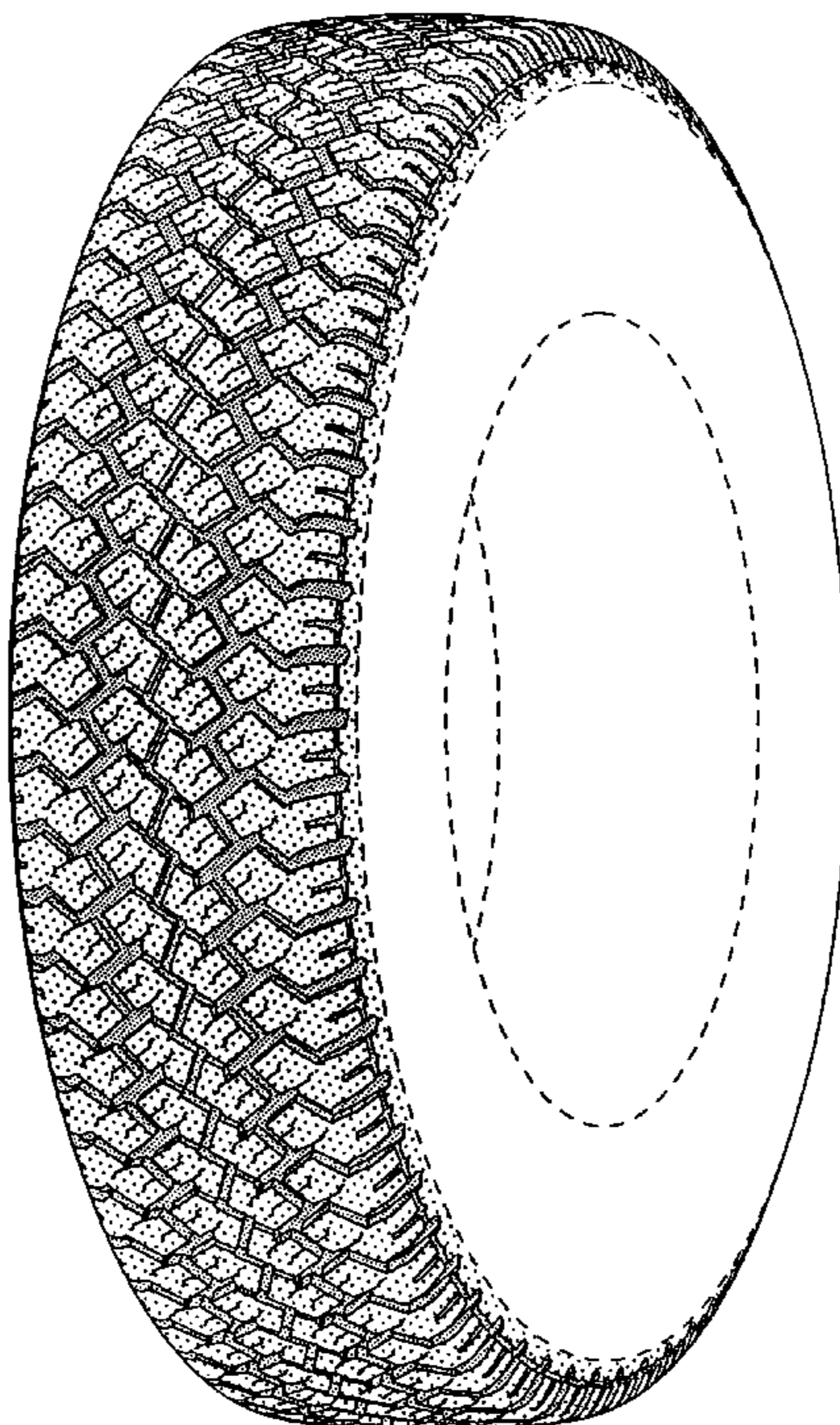
FIG. 2 is a front elevational view thereof;

FIG. 3 is a side elevational view thereof, the opposite side elevational view being identical thereto; and,

FIG. 4 is an enlarged fragmentary perspective view.

In the drawings, the broken lines defining the inner bead of the sidewall and the peripheral boundary between the tire tread and the sidewall are for illustrative purposes only and form no part of the claimed design.

1 Claim, 4 Drawing Sheets



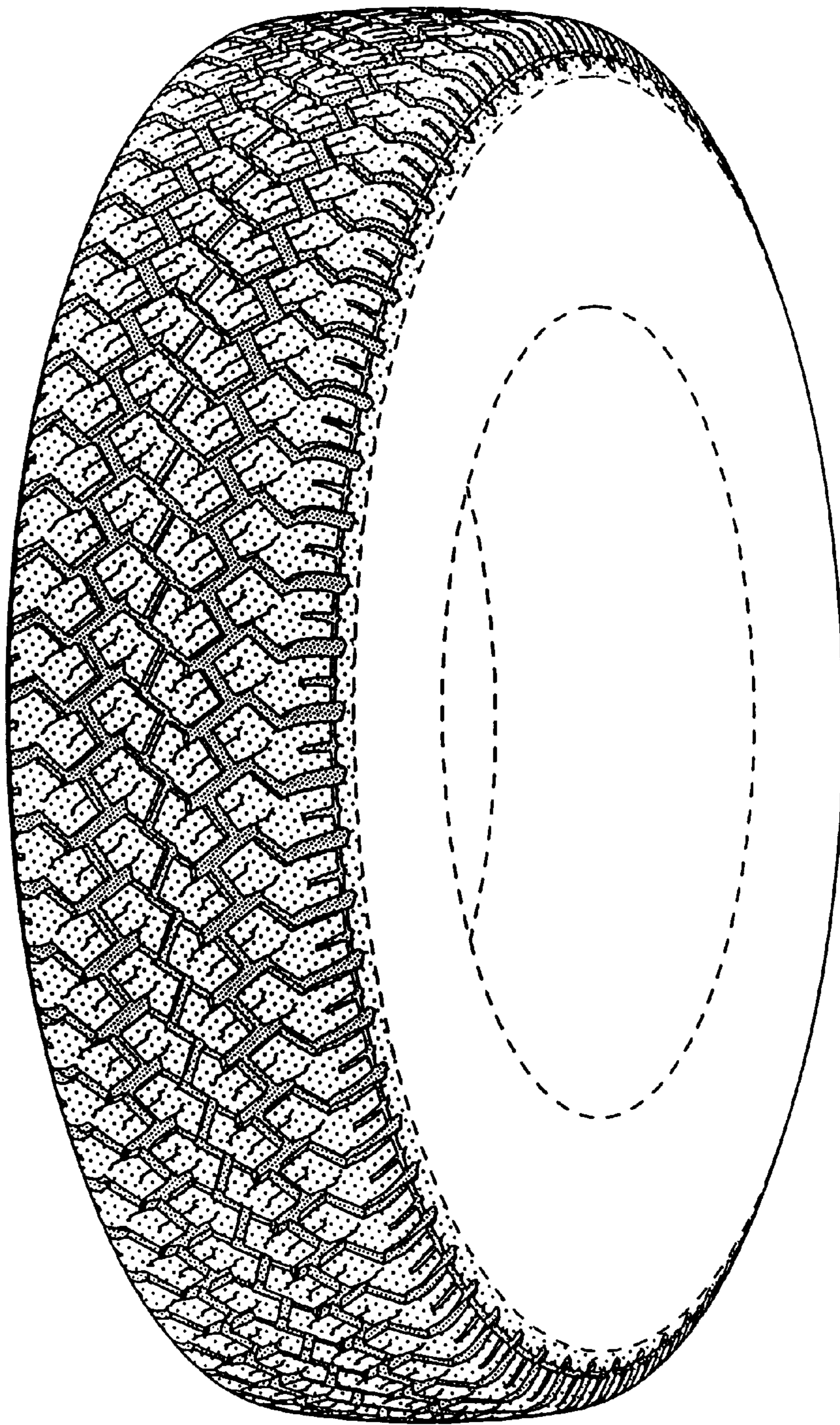


FIG-1




FIG-2

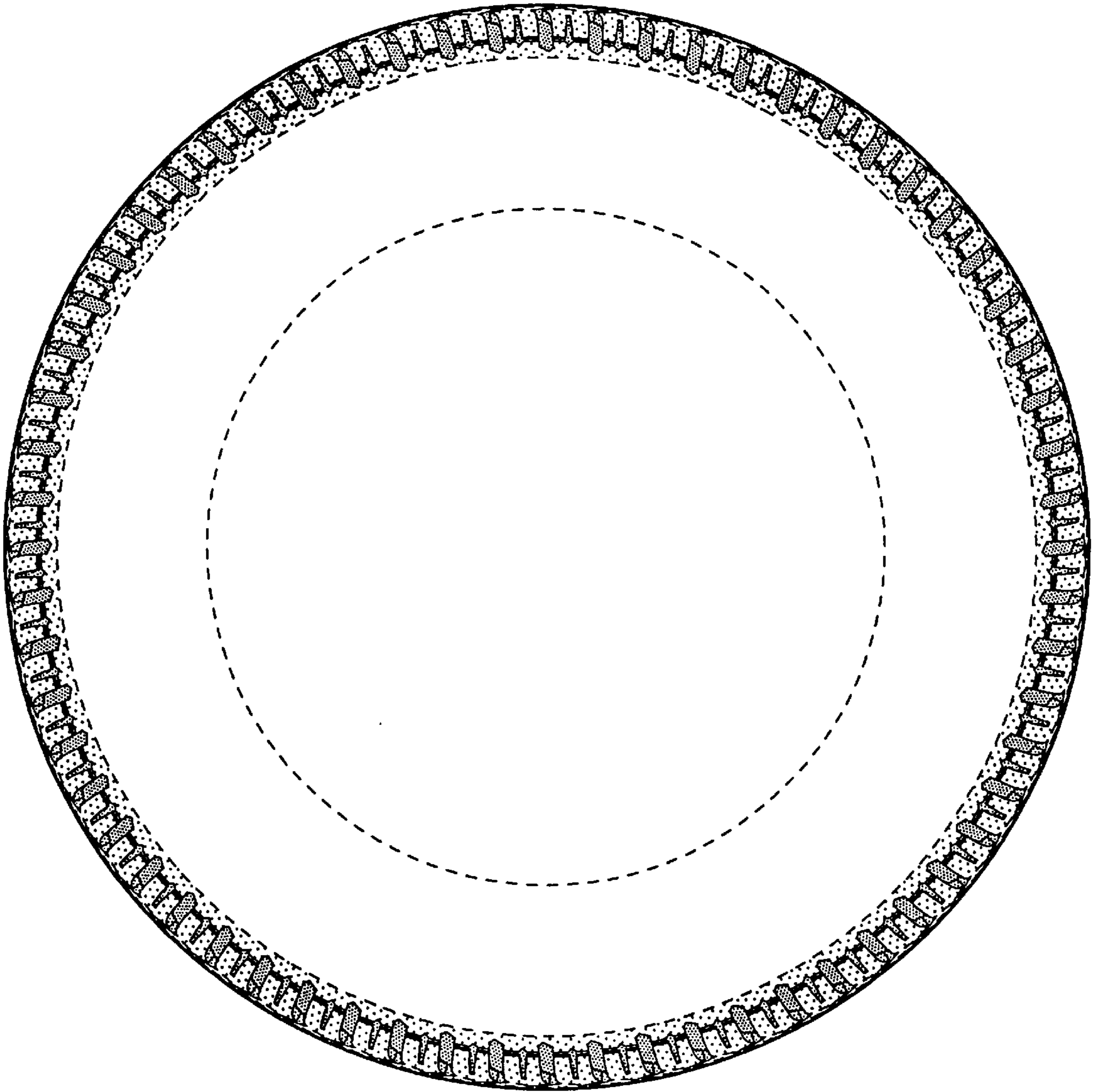


FIG-3

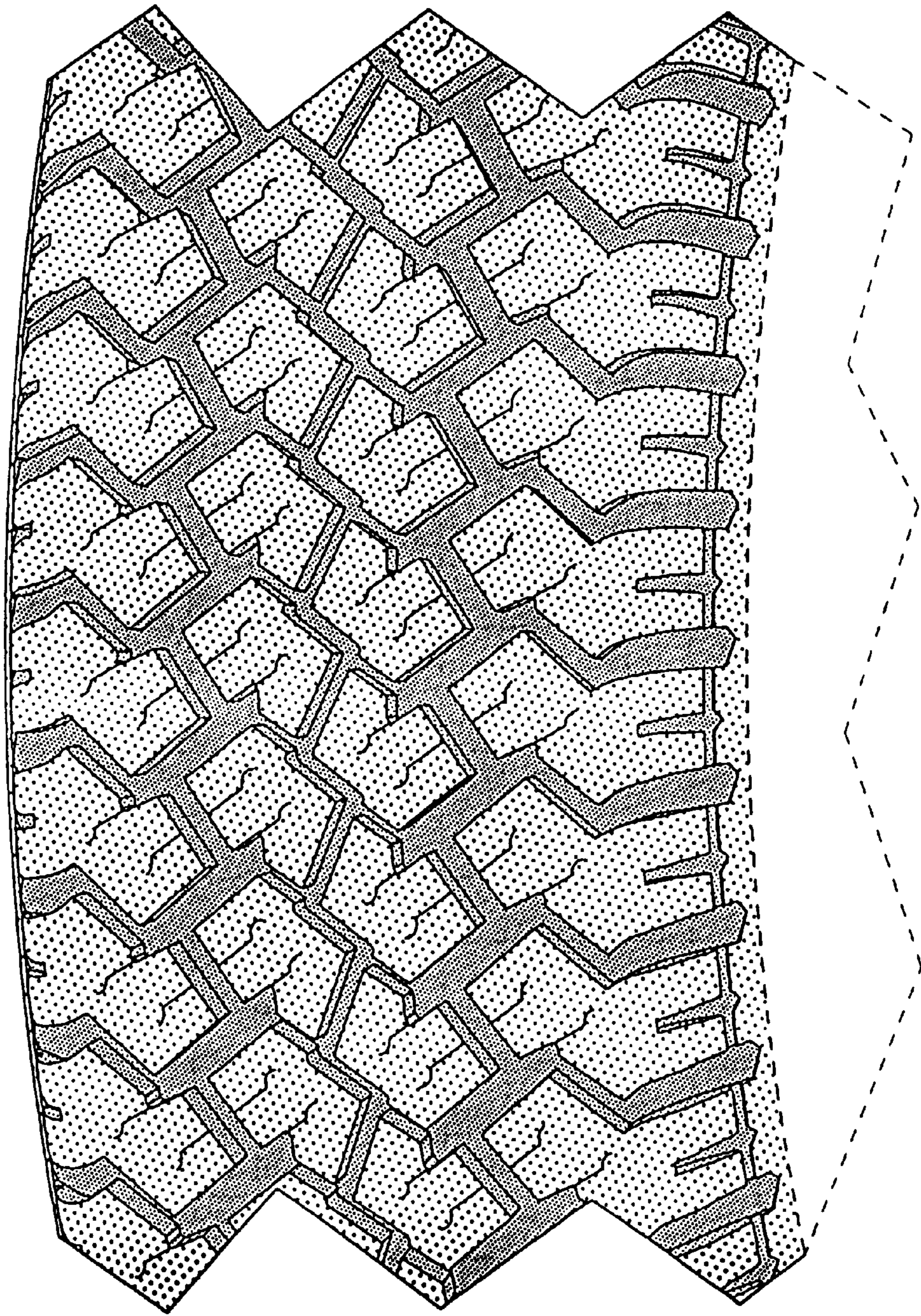


FIG-4