



US00D419496S

United States Patent [19]
Garven, Jr.

[11] **Patent Number: Des. 419,496**
[45] **Date of Patent: ** Jan. 25, 2000**

[54] **FORK FOR SUPPORTING A WHEELCHAIR CASTER**

[75] Inventor: **Douglas M. Garven, Jr.**, Boulder, Colo.

[73] Assignee: **Sunrise Medical HHG Inc.**, Longmont, Colo.

[**] Term: **14 Years**

[21] Appl. No.: **29/103,889**

[22] Filed: **Apr. 23, 1999**

[51] **LOC (7) Cl.** **12-12**

[52] **U.S. Cl.** **D12/133; D8/375**

[58] **Field of Search** **D12/133; D8/375, D8/382; 16/18 R, 19, 20, 21, 22, 30, 31 R, 31 A, 40, 37; 280/250.1, 304.1**

[56] **References Cited**

U.S. PATENT DOCUMENTS

4,897,895	2/1990	Wang	16/20
5,479,677	1/1996	Chong	16/21
5,568,671	10/1996	Harris et al.	16/18 R
5,813,090	9/1998	Miles	16/37

Primary Examiner—Kay H. Chin
Attorney, Agent, or Firm—MacMillan, Sobanski & Todd, LLC

[57] **CLAIM**

The ornamental design for a fork for supporting a wheelchair caster, as shown and described.

DESCRIPTION

FIG. 1 is a rear perspective view of a fork for supporting a wheelchair caster;

FIG. 2 is a right side view of FIG. 1 with the left side view being a mirror image thereof;

FIG. 3 is a right side view of another embodiment of the fork for supporting a wheelchair caster with the left side view being a mirror image thereof;

FIG. 4 is a rear elevational view of FIGS. 1 and 3;

FIG. 5 is a top plan view of FIGS. 1 and 3;

FIG. 6 is a bottom plan view of FIGS. 1 and 3; and,

FIG. 7 is a front elevational view of FIGS. 1 and 3.

The broken line in FIG. 1 showing the caster stem and caster is for illustrative purposes only and forms no part of the claimed design.

1 Claim, 3 Drawing Sheets




FIG. 1

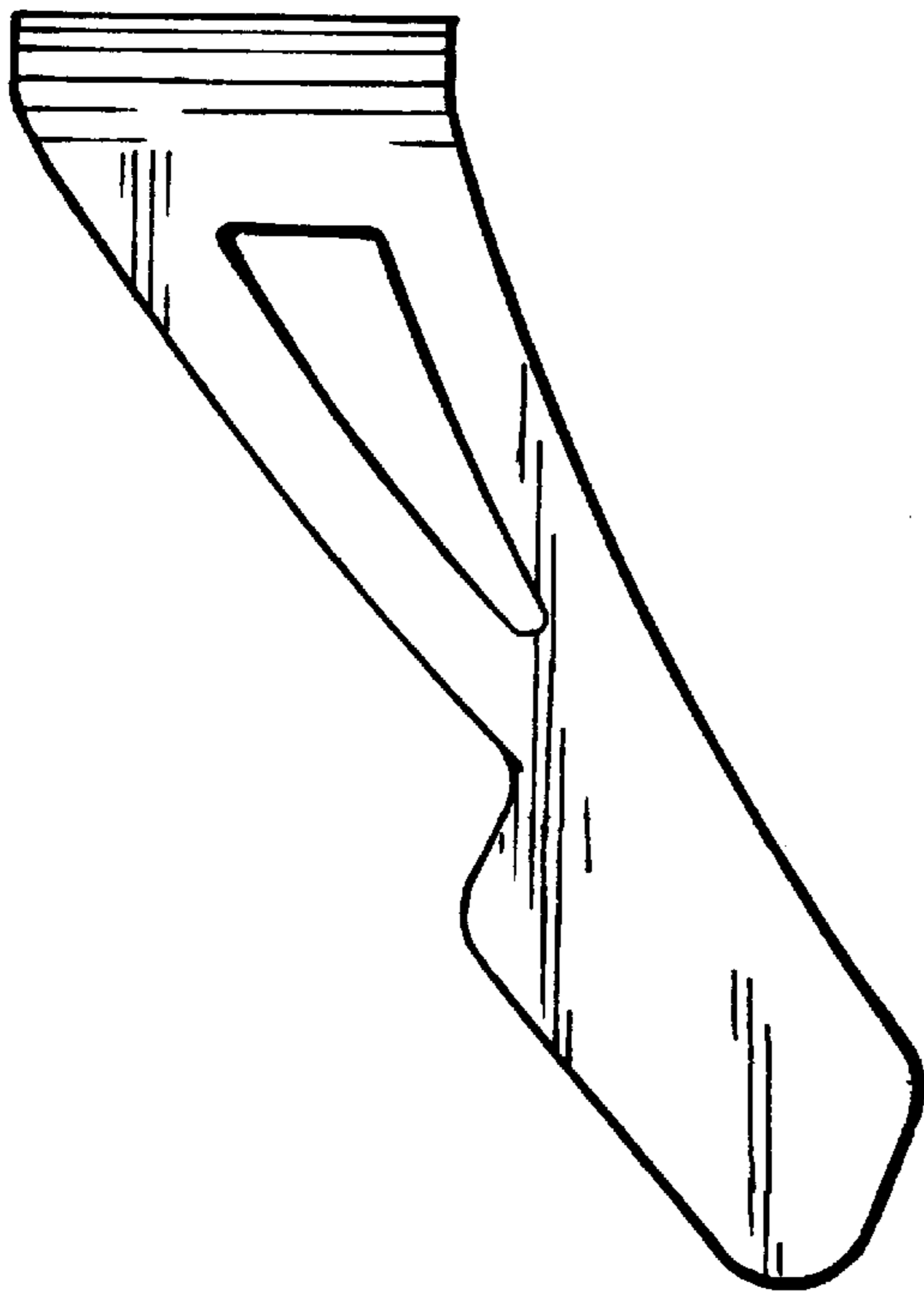



FIG. 2

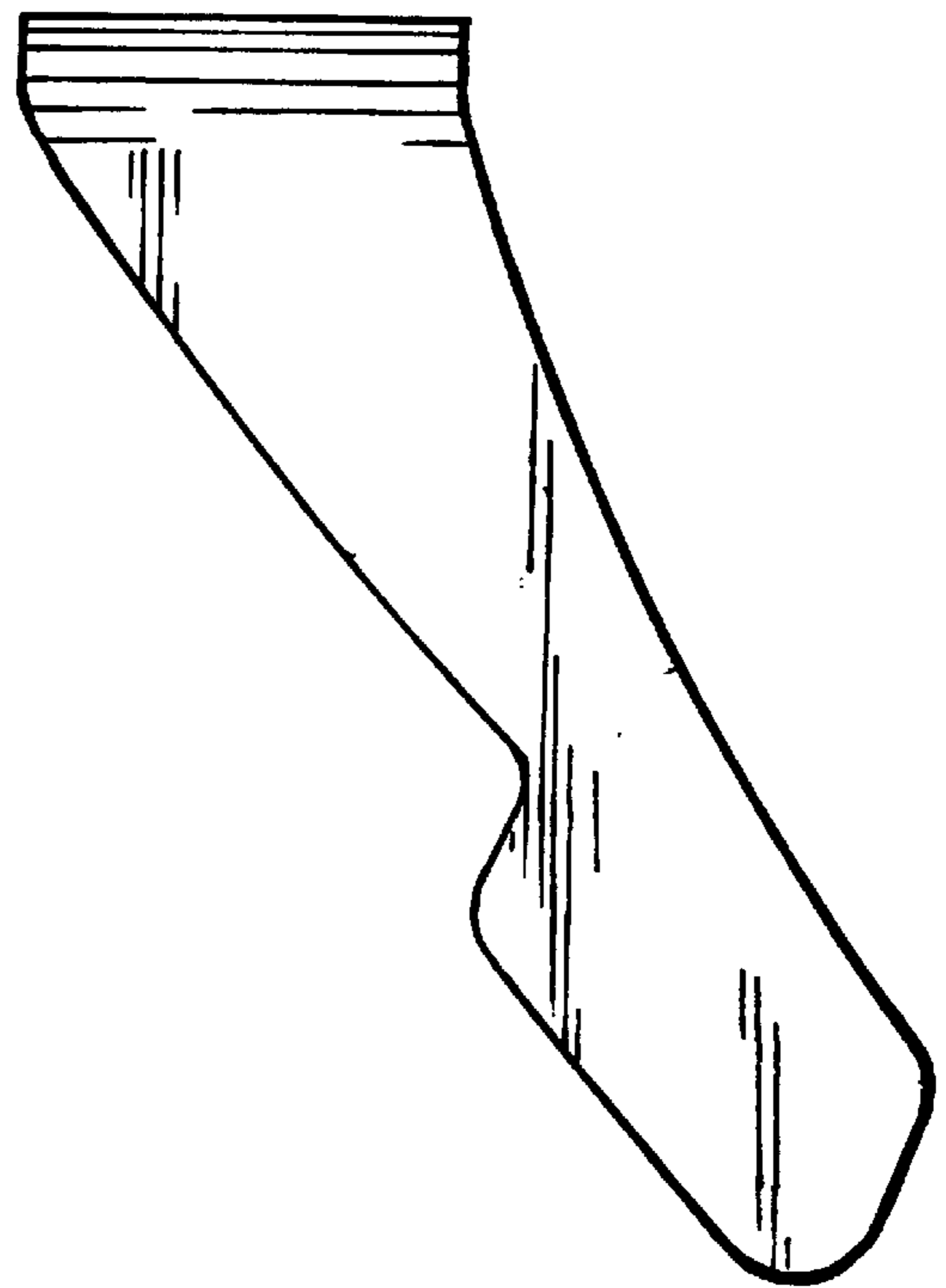


FIG. 3

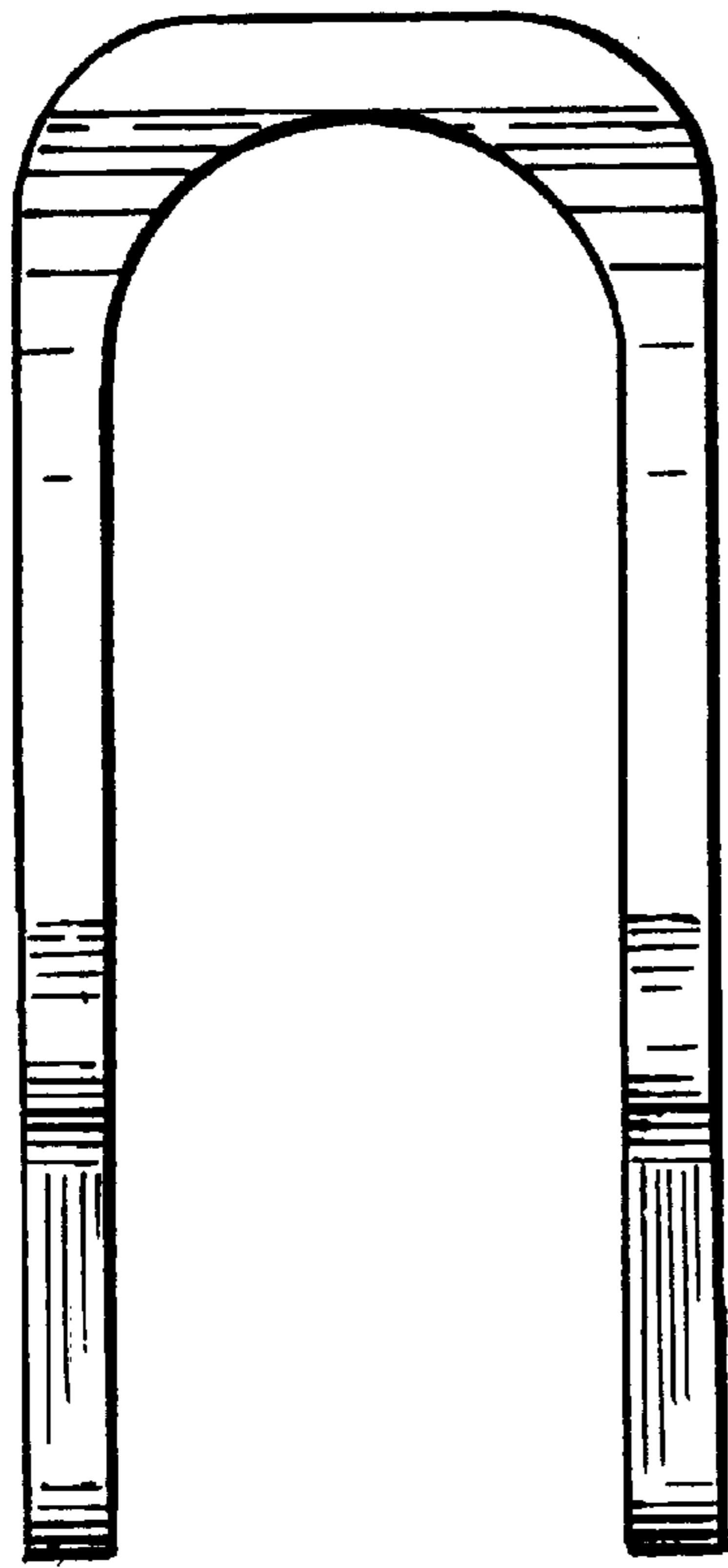


FIG. 4




FIG. 5




FIG. 6




FIG. 7