



US00D419471S

United States Patent [19]

[11] **Patent Number: Des. 419,471**

Figur

[45] **Date of Patent: ** Jan. 25, 2000**

[54] **SCALE**

D. 328,716 8/1992 Seiffert D10/92

[75] **Inventor: Bernd Figur, Schaafheim-Schlierbach, Germany**

Primary Examiner—Antoine Duval Davis
Attorney, Agent, or Firm—Cohen, Pontani, Lieberman & Pavane

[73] **Assignee: Rowenta Werke GmbH, Offenbach a.M., Germany**

[57] **CLAIM**

[**] **Term: 14 Years**

The ornamental design for a scale, as shown and described.

[21] **Appl. No.: 29/097,869**

DESCRIPTION

[22] **Filed: Dec. 16, 1998**

FIG. 1 is a front, top perspective view of the scale of the present invention;

[30] **Foreign Application Priority Data**

FIG. 2 is a front elevational view thereof;

Jun. 27, 1998 [DE] Germany M 98 06 105

FIG. 3 is a rear elevational view thereof;

[51] **LOC (7) Cl. 10-04**

FIG. 4 is a right side view thereof, the left side view being a mirror image of FIG. 4;

[52] **U.S. Cl. D10/92**

FIG. 5 is a top view thereof; and,

[58] **Field of Search D10/92; 177/180-182, 177/238-243**

FIG. 6 is a bottom view thereof.


Applicants disclaims written indicia appearing in FIGS. 1 and 5 as not constituting an integral part of the claimed design.

[56] **References Cited**

U.S. PATENT DOCUMENTS

D. 325,540 4/1992 Seiffert D10/92

1 Claim, 2 Drawing Sheets






Fig. 1

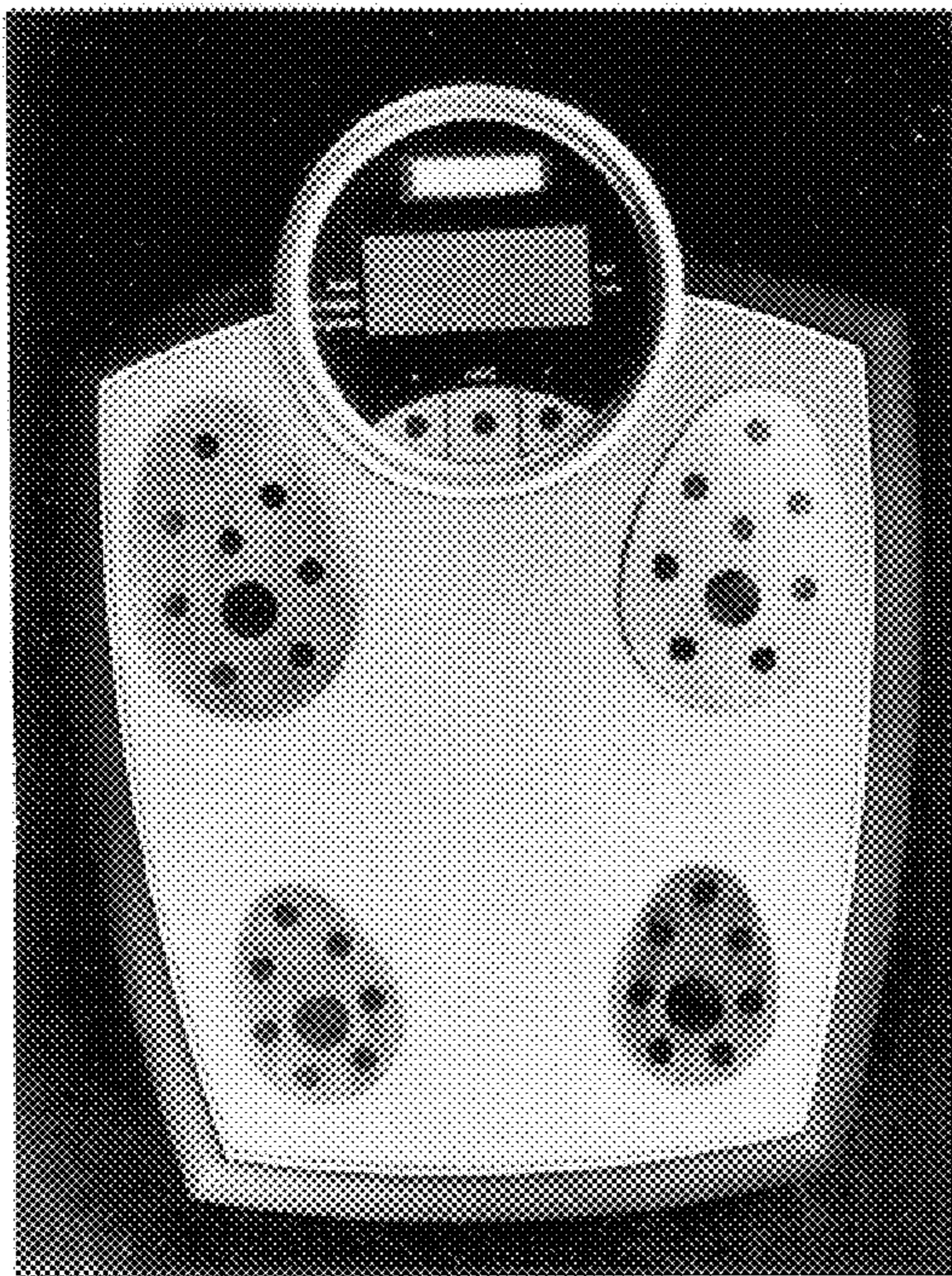


Fig. 5

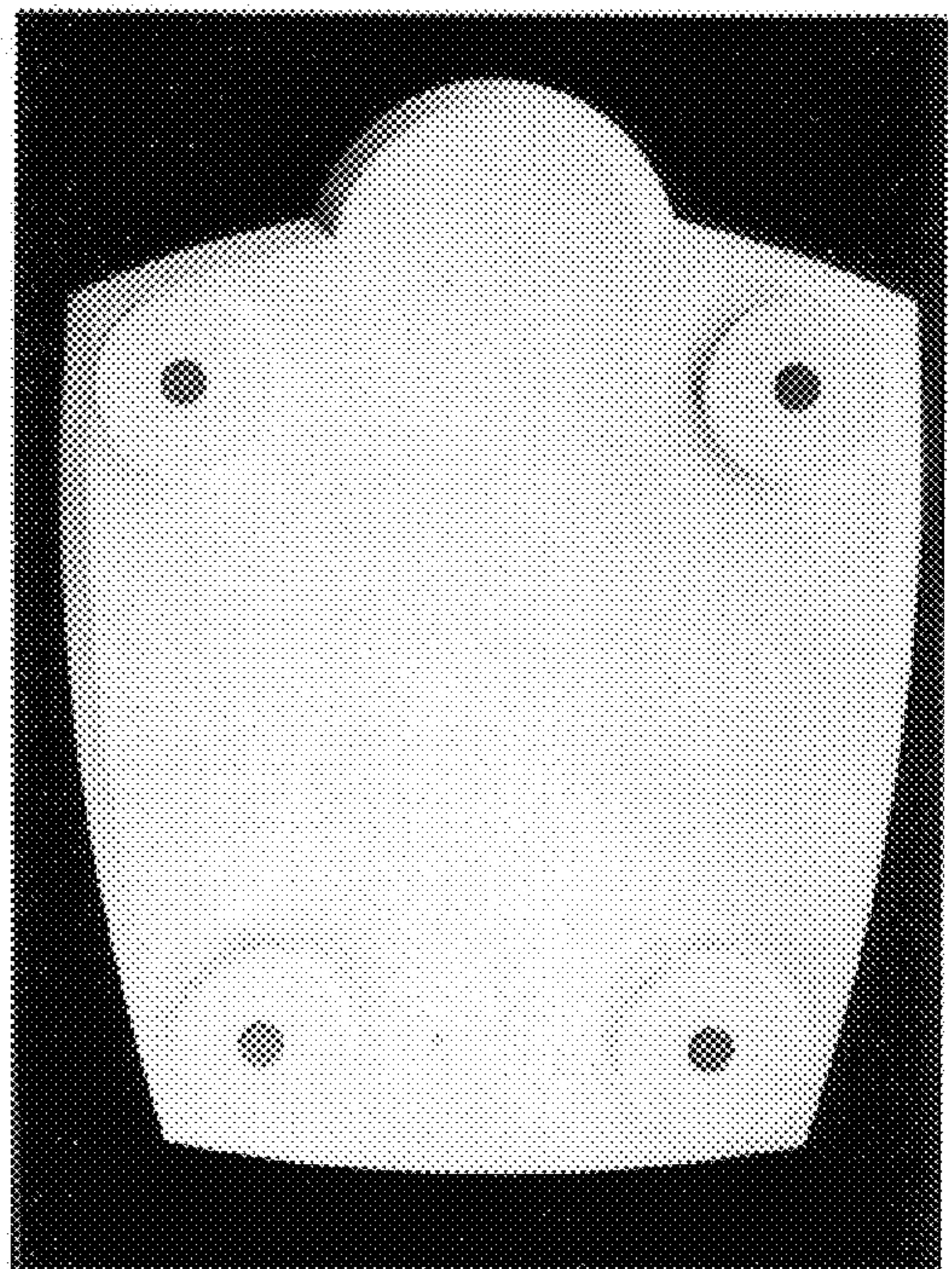


Fig. 6




Fig. 2




Fig. 3




Fig. 4