



US00D419459S

United States Patent [19]

Dickson

[11] Patent Number: Des. 419,459

[45] Date of Patent: ** Jan. 25, 2000

[54] TENNIS SCORE KEEPING WATCH

[76] Inventor: Douglas W Dickson, 265 Woodridge Cir., Oldsmar, Fla. 34677

[**] Term: 14 Years

[21] Appl. No.: 29/098,289

[22] Filed: Dec. 24, 1998

[51] LOC (7) Cl. 21-01

[52] U.S. Cl. D10/46.1

[58] Field of Search D10/46.1, 1, 5, D10/32; 116/222-225, 286, 278; 235/104; 224/164, 175, 180

[56] References Cited

U.S. PATENT DOCUMENTS

D. 184,669	3/1959	Dom	D10/46.1
D. 268,169	3/1983	Dechristopher	D10/46.1
D. 313,769	1/1991	Catuzzi	D10/46.1
D. 341,094	11/1993	Austin	D10/46.1
D. 369,754	5/1996	Donaldson	D10/46.1
3,455,273	7/1969	Willingham, Jr.	116/223
5,385,113	1/1995	Hierath	D10/46.1 X

Primary Examiner—Prabhakar Deshmukh

[57] CLAIM

The ornamental design for a tennis score keeping watch, as shown and described.

DESCRIPTION

FIG. 1 is a top plan view of the tennis score keeping watch of the present invention;

FIG. 2 is a bottom plan view of the tennis score keeping watch of FIG. 1;

FIG. 3 is a right side elevational view of the tennis score keeping watch of FIG. 1;

FIG. 4 is a left side elevational view of the tennis score keeping watch of FIG. 1;

FIG. 5 is a front elevational view of the tennis score keeping watch of FIG. 1; and,

FIG. 6 is a back elevational view of the tennis score keeping watch of FIG. 1.

The broken lines showing numbers in the FIG. 1 are for illustrative purposes only and forms no part of the claimed design.

1 Claim, 3 Drawing Sheets

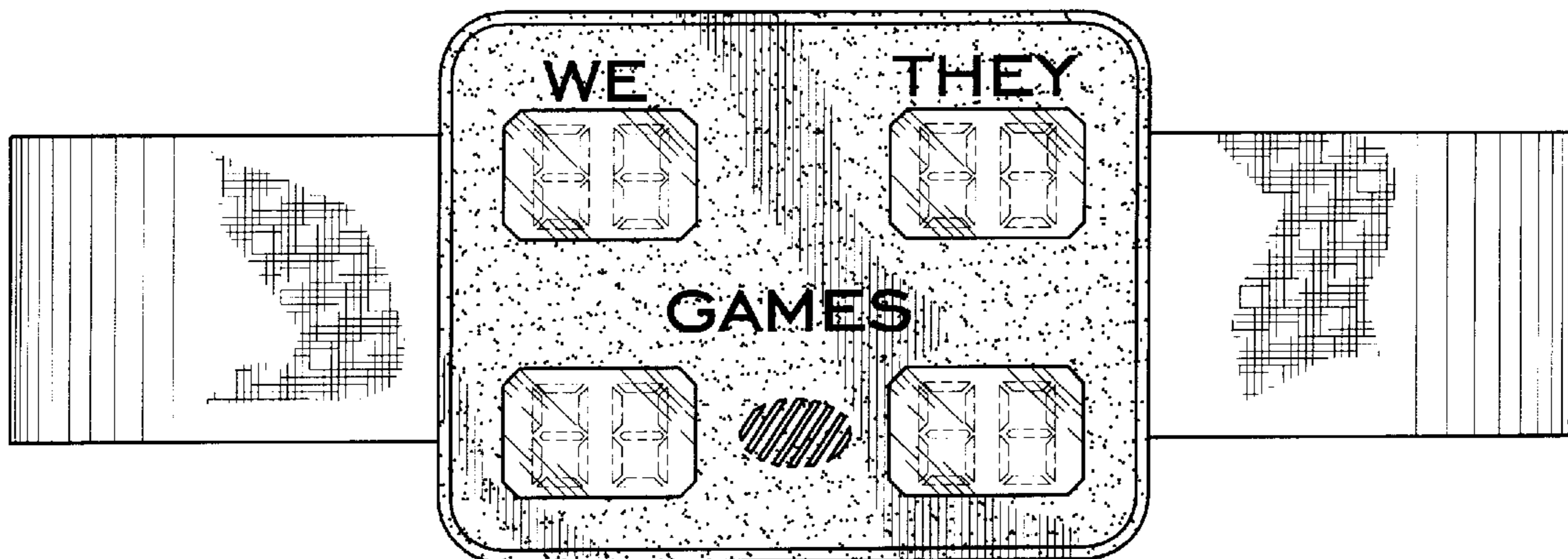


FIG. 1

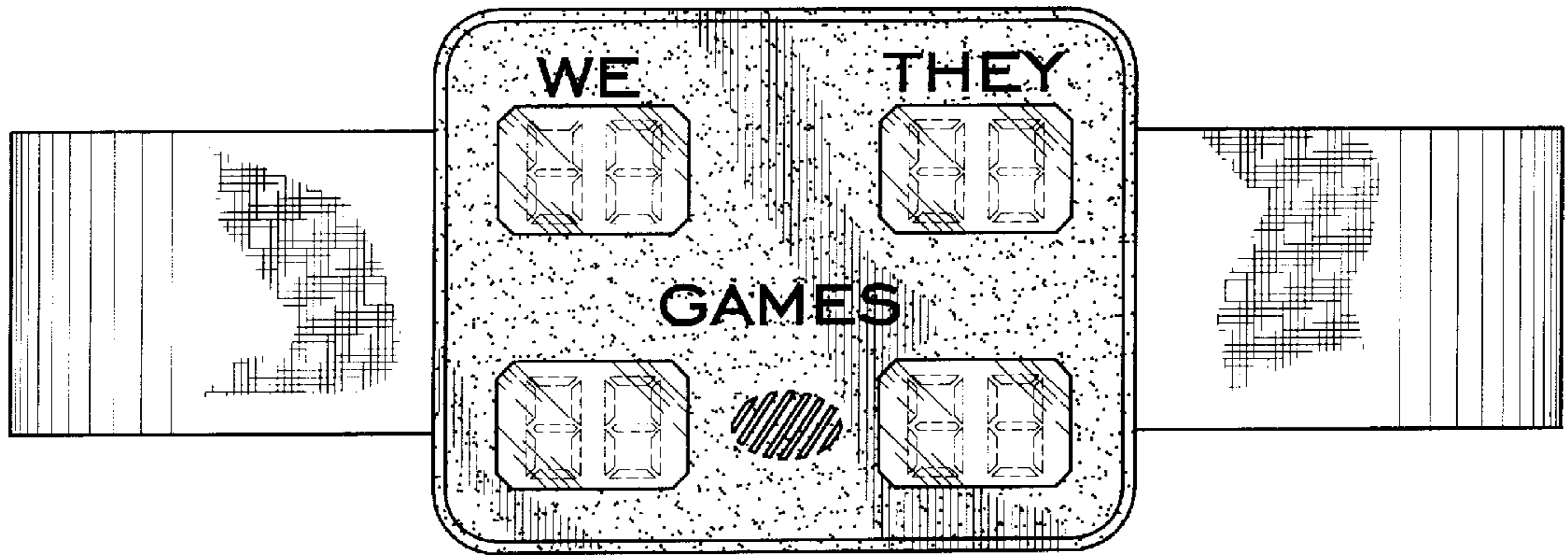


FIG. 2

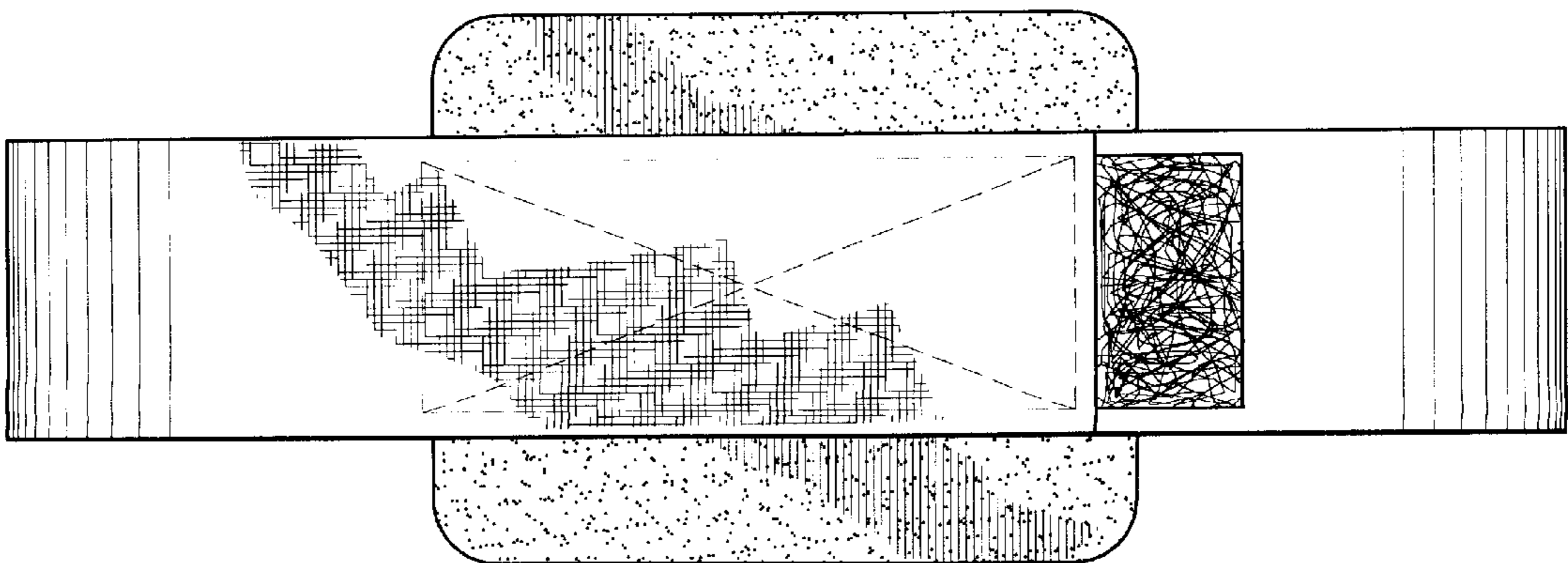


FIG. 3




FIG. 4

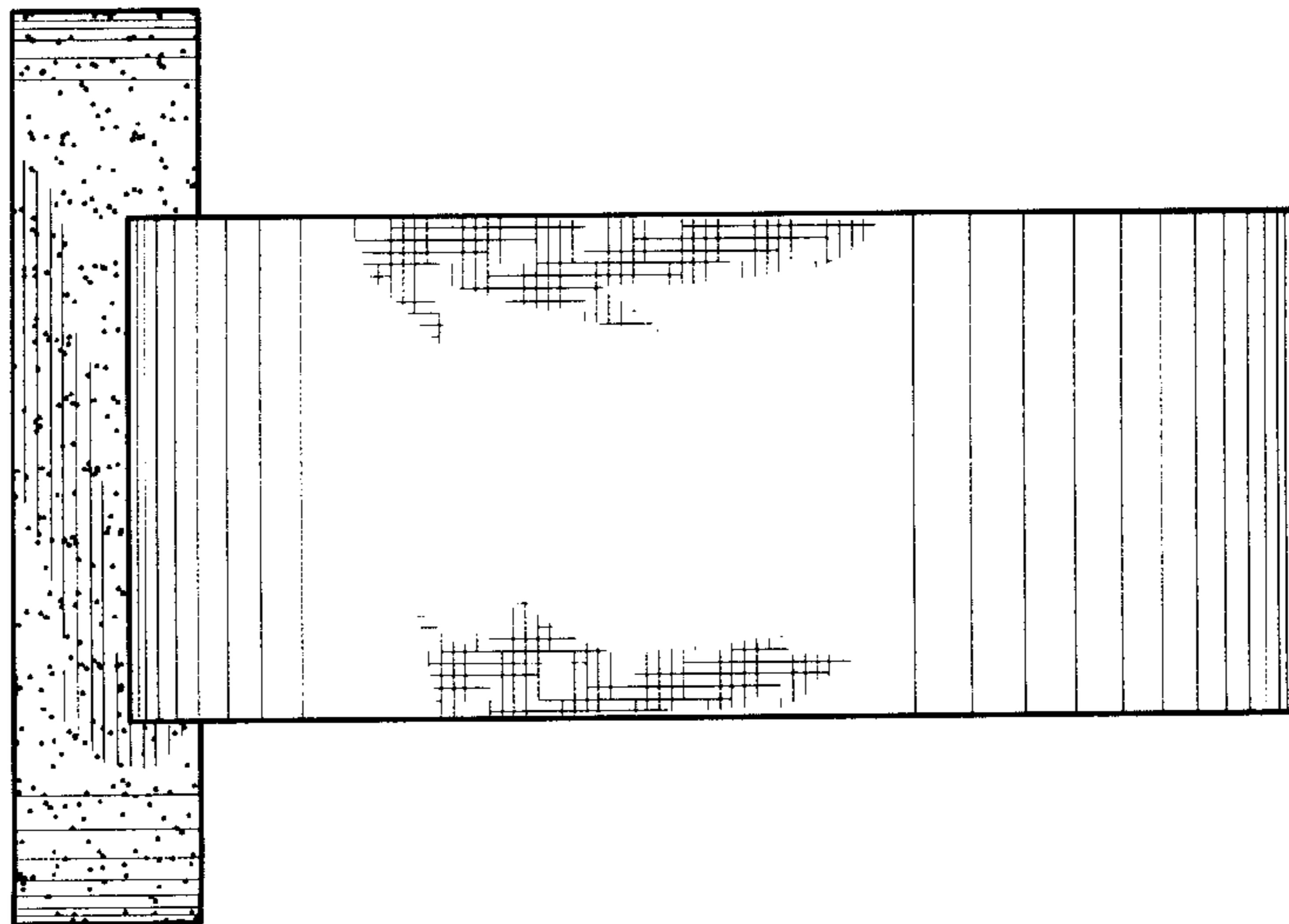


FIG. 5

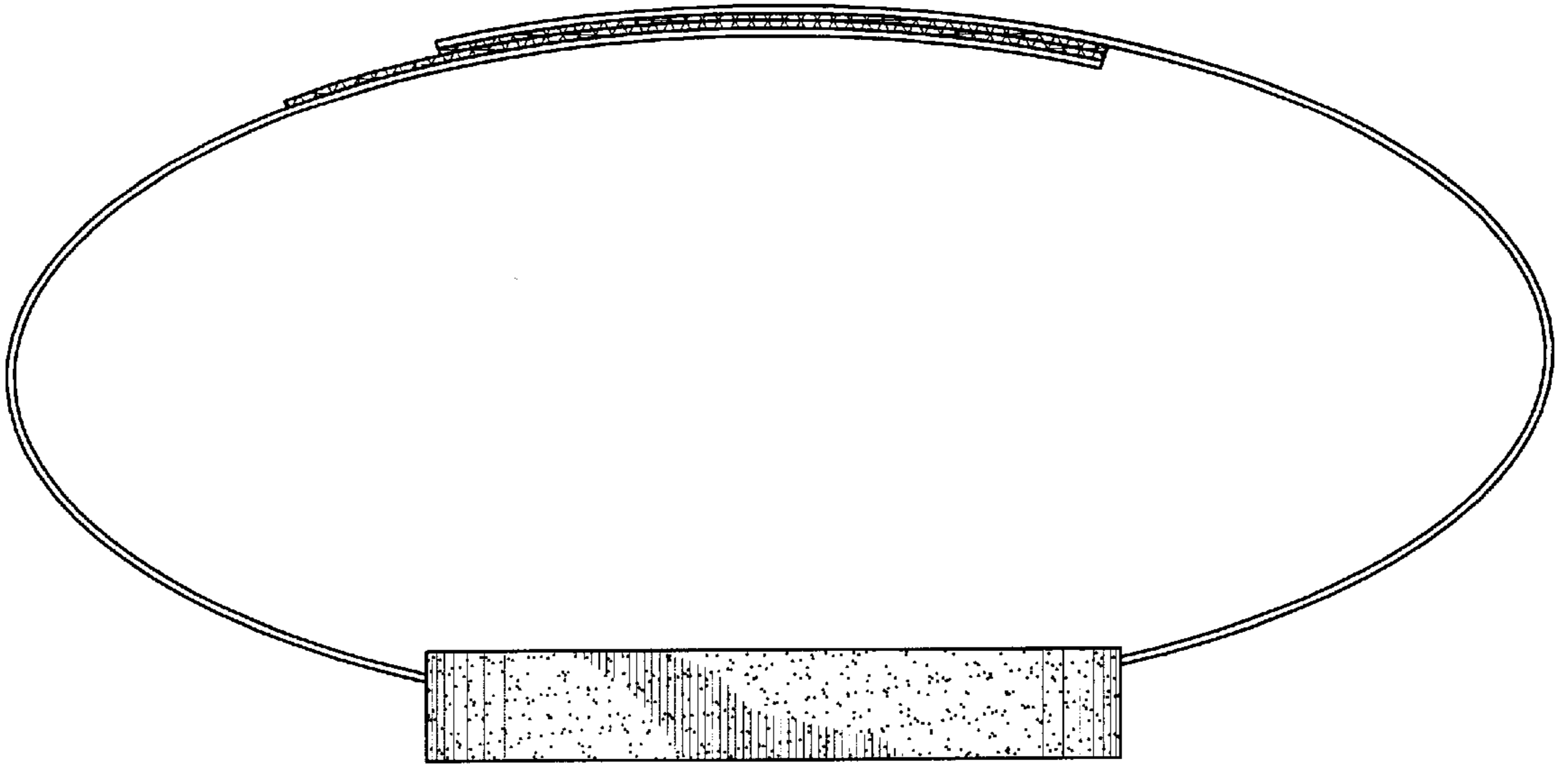


FIG. 6

