



US00D419457S

United States Patent [19] Chodat

[11] **Patent Number: Des. 419,457**

[45] **Date of Patent: ** Jan. 25, 2000**

[54] **WATCH**

[75] **Inventor: Jean-Pierre Chodat**, Auvernier, Switzerland

[73] **Assignee: Ebel S.A.**, La Chaux-de-Fonds, Switzerland

[**] **Term: 14 Years**

[21] **Appl. No.: 29/094,136**

[22] **Filed: Sep. 25, 1998**

[30] **Foreign Application Priority Data**

Mar. 31, 1998 [XH] Hague Agreement DMA 004050

[51] **LOC (7) Cl. 10-02**

[52] **U.S. Cl. D10/30; D10/39**

[58] **Field of Search D10/1-40, 122-132; 368/280-282, 276-277, 285**

[56] **References Cited**

U.S. PATENT DOCUMENTS

- D. 179,262 11/1956 Bettlach D10/39
- D. 331,884 12/1992 Wunderman D10/32
- D. 339,304 9/1993 Kawashima D10/39

- D. 381,278 7/1997 Kennedy D10/32
- D. 382,210 8/1997 Secci D10/30
- D. 386,691 11/1997 Szekley D10/30
- D. 388,000 12/1997 Molineri D10/30
- D. 395,405 6/1998 Brzezinski D10/32
- D. 396,652 8/1998 Voegeli D10/32
- D. 413,072 8/1999 Scarinzi D10/39

OTHER PUBLICATIONS

P. 37 from Jan. 1998 Ebel catalog.

Primary Examiner—Nelson C. Holtje
Attorney, Agent, or Firm—Stroock & Stroock & Lavan LLP

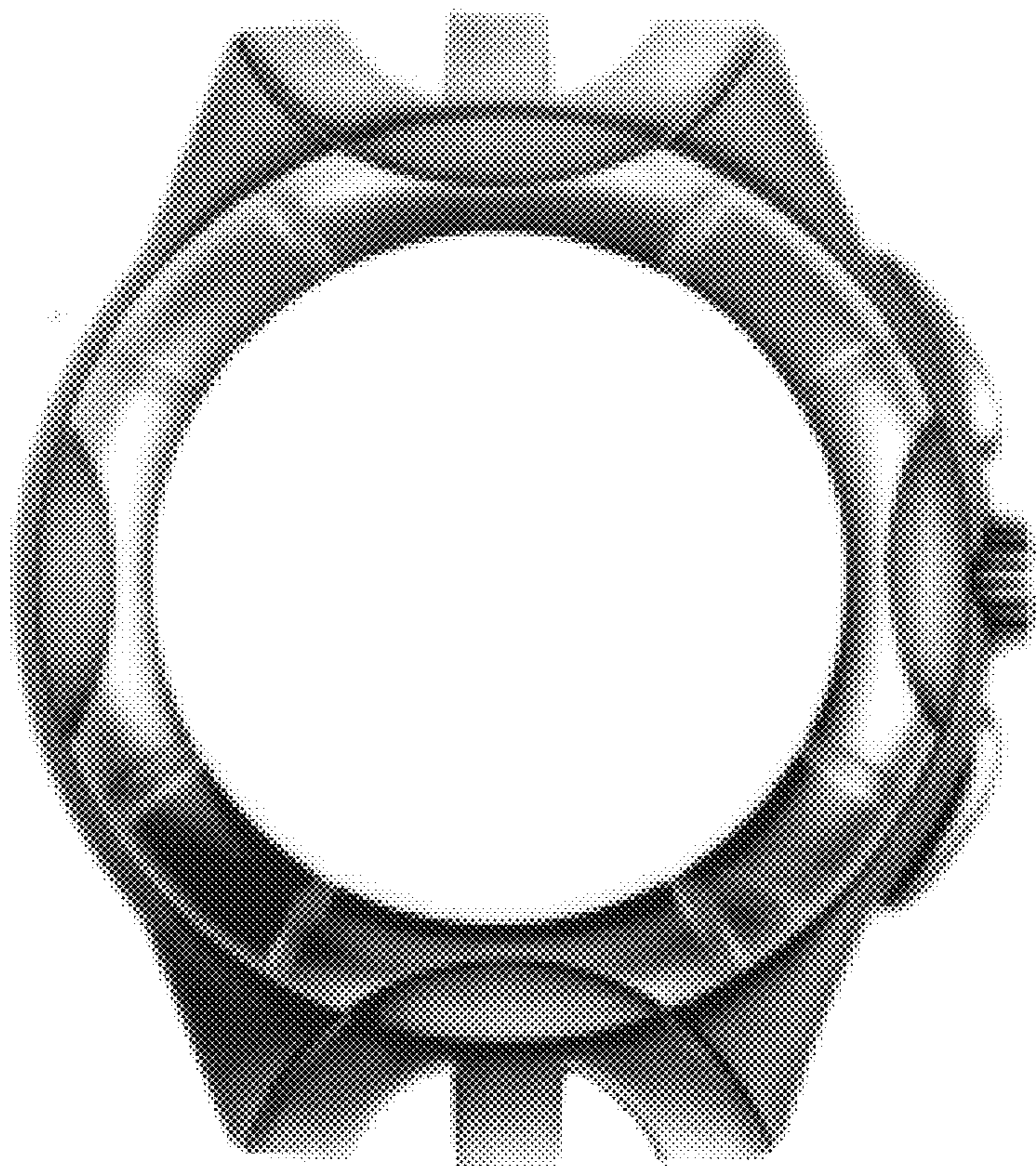
[57] **CLAIM**

The ornamental design for a watch, as shown.

DESCRIPTION

FIG. 1 is a top, front and right side perspective view of a watch in accordance with the invention;
FIG. 2 is a top plan view of the watch;
FIG. 3 is a right-side elevational view of the watch;
FIG. 4 is a left-side elevational view of the watch;
FIG. 5 is a rear elevational view of the watch;
FIG. 6 is a front elevational view of the watch; and,
FIG. 7 is a bottom plan view of the watch.

1 Claim, 7 Drawing Sheets



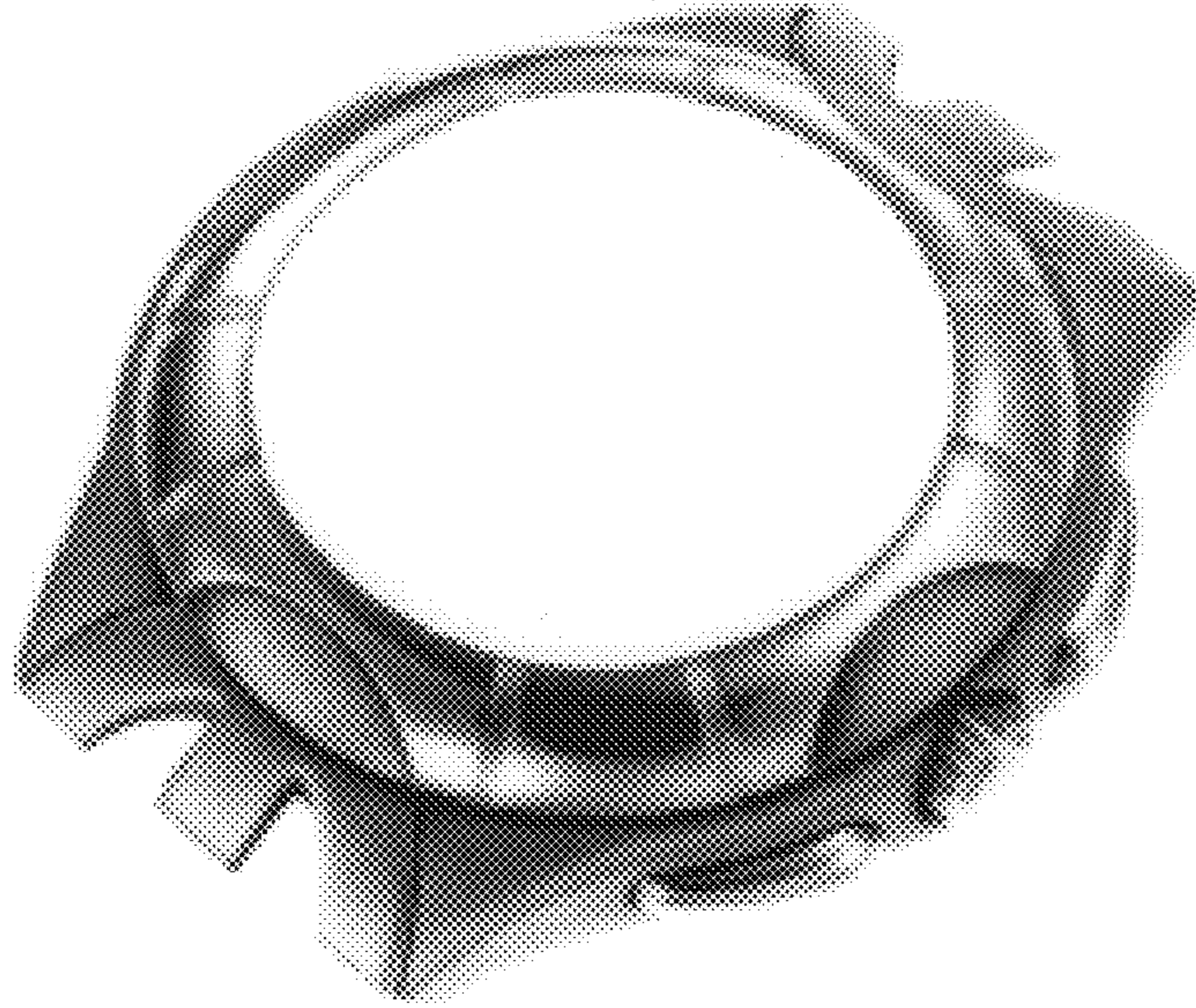


FIG. 1

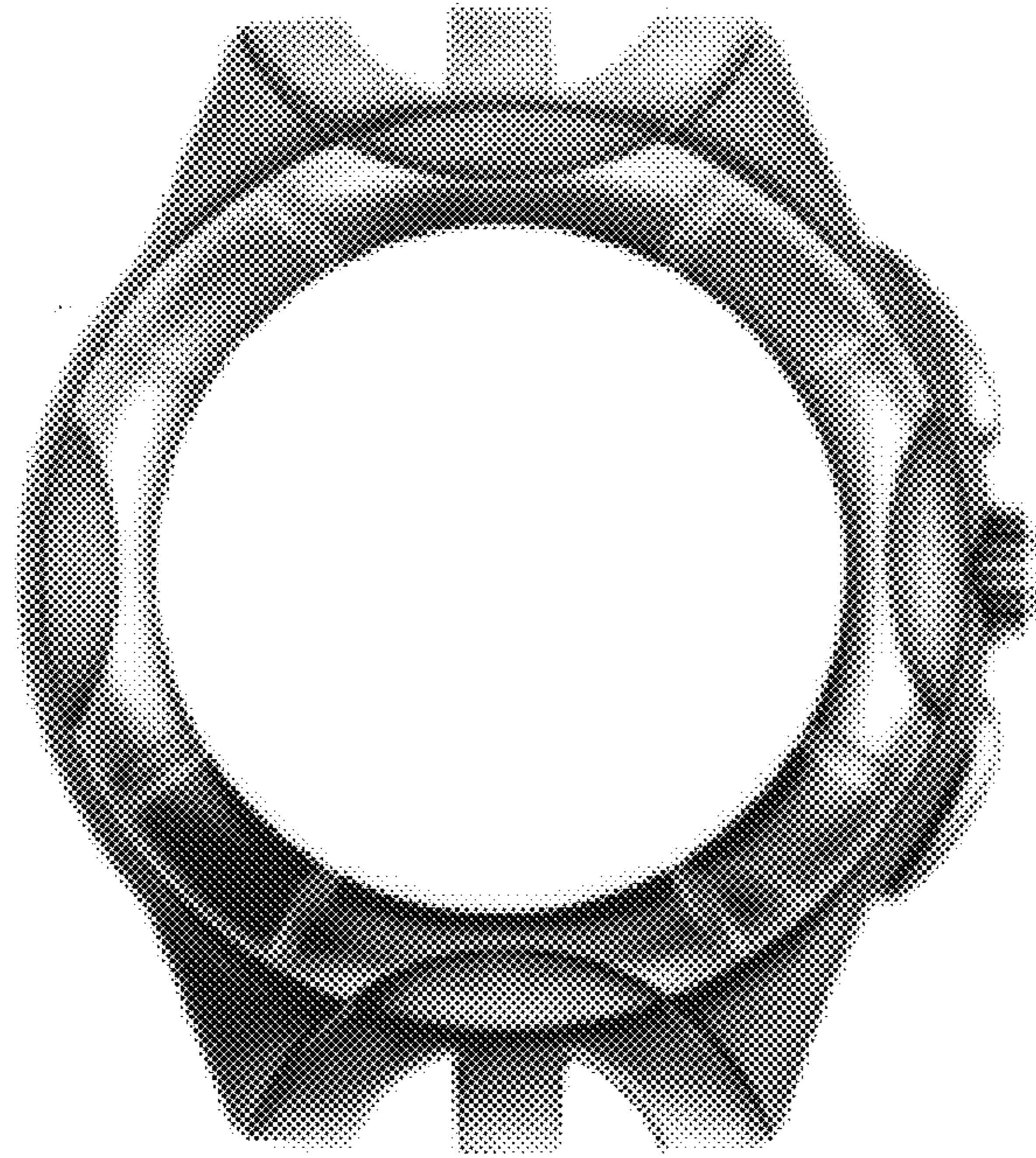


FIG. 2




FIG. 3




FIG. 4

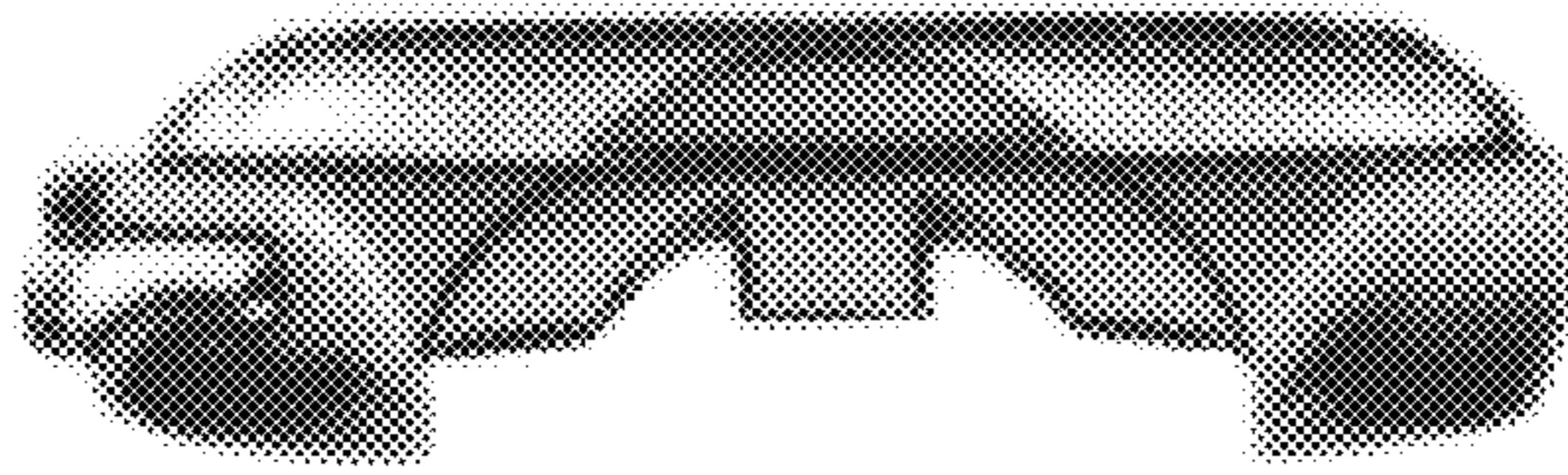


FIG. 5

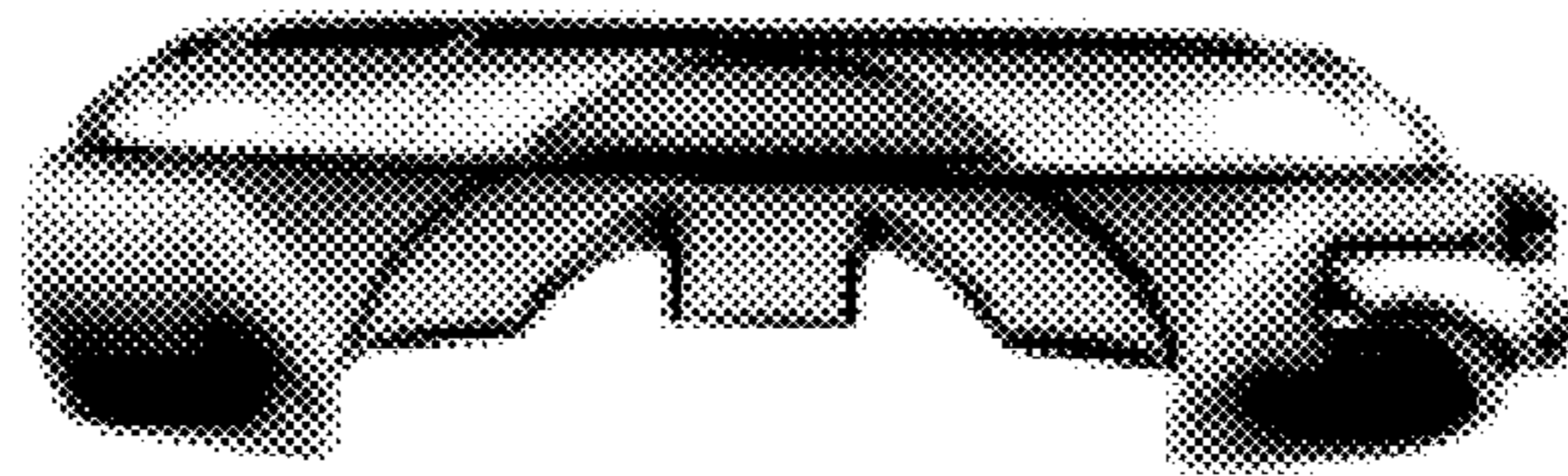


FIG. 6




FIG. 7