



US00D419443S

# United States Patent [19]

Yonehara et al.

[11] **Patent Number: Des. 419,443**

[45] **Date of Patent: \*\* Jan. 25, 2000**

[54] **FILM CARTRIDGE PACKAGING BOX**

[75] Inventors: **Fuyuki Yonehara; Koji Kamitani,**  
both of Tokyo, Japan

[73] Assignee: **Fuji Photo Film Co., Ltd.,** Kanagawa,  
Japan

[\*\*] Term: **14 Years**

[21] Appl. No.: **29/089,060**

[22] Filed: **Jun. 5, 1998**

[30] **Foreign Application Priority Data**

Dec. 5, 1997 [JP] Japan ..... 9-77501

[51] **LOC (7) Cl.** ..... **09-03**

[52] **U.S. Cl.** ..... **D9/432**

[58] **Field of Search** ..... D9/337, 339, 345-348,  
D9/414, 430-433, 441; 206/448, 457; 229/92.8,  
117, 922, 939

[56] **References Cited**

**U.S. PATENT DOCUMENTS**

D. 76,992 11/1928 Fawcett ..... D9/432  
D. 87,781 9/1932 Hauck ..... D9/432

D. 90,803 10/1933 Cummings ..... D9/433  
D. 285,178 8/1986 Ewry ..... D9/432  
D. 323,618 2/1992 Arai et al. .  
D. 396,806 8/1998 Burke et al. .... D9/432  
5,197,625 3/1993 Mullaney ..... 229/162

*Primary Examiner*—Philip S. Hyder  
*Assistant Examiner*—Carol Rademaker  
*Attorney, Agent, or Firm*—Young & Thompson

[57] **CLAIM**

The ornamental design for a film cartridge packaging box, as shown and described.

**DESCRIPTION**

FIG. 1 is a perspective view of a film cartridge packaging box showing our new design;  
FIG. 2 is a side elevational view thereof;  
FIG. 3 is a side elevational view thereof from the side opposite that shown in FIG. 2;  
FIG. 4 is a top plan view thereof;  
FIG. 5 is a bottom plan view thereof;  
FIG. 6 is an end elevational view thereof;  
FIG. 7 is an end elevational view thereof from the end opposite that shown in FIG. 6; and,  
FIG. 8 is a view thereof in flattened condition.

**1 Claim, 3 Drawing Sheets**

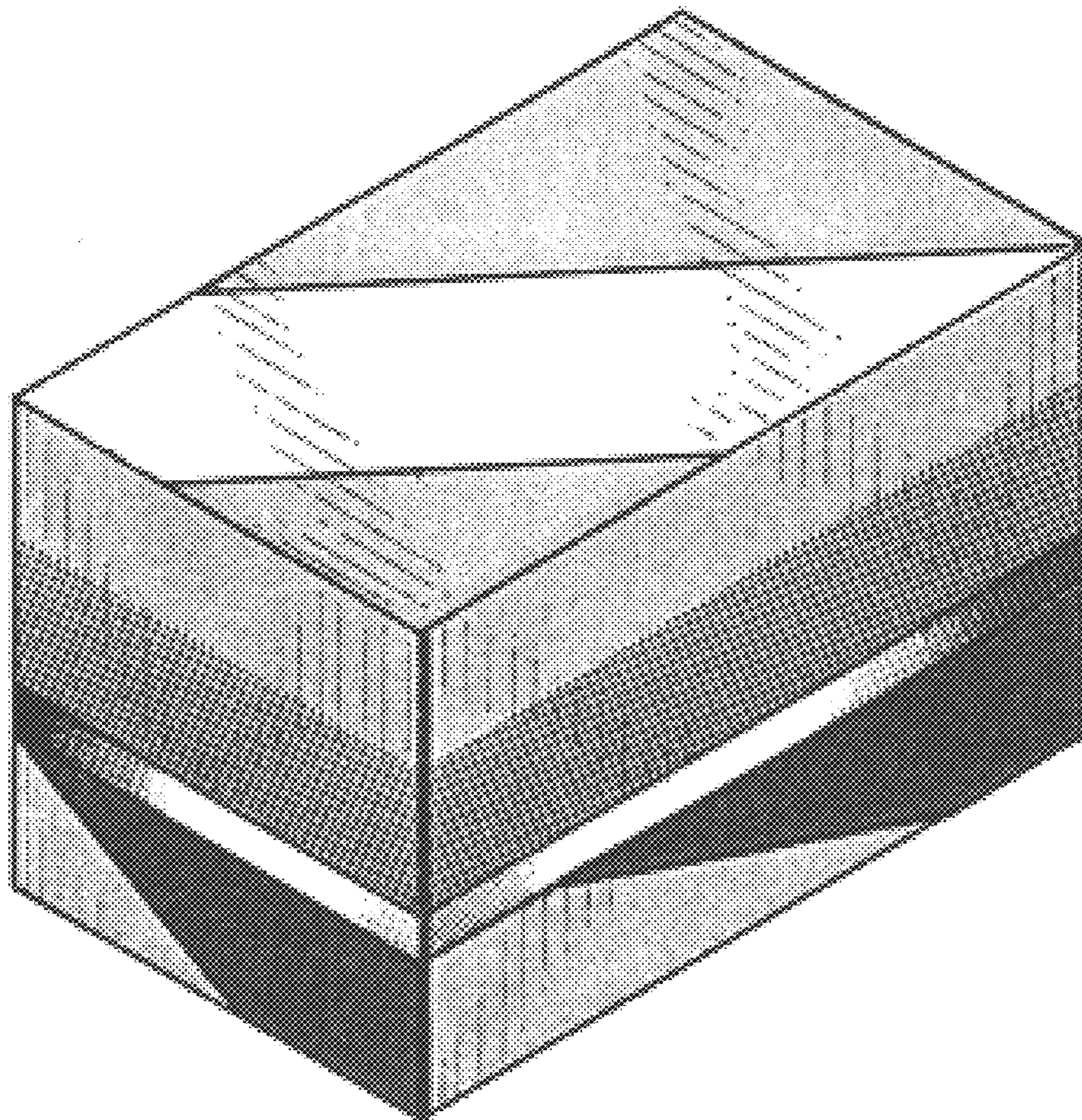


FIG. 1

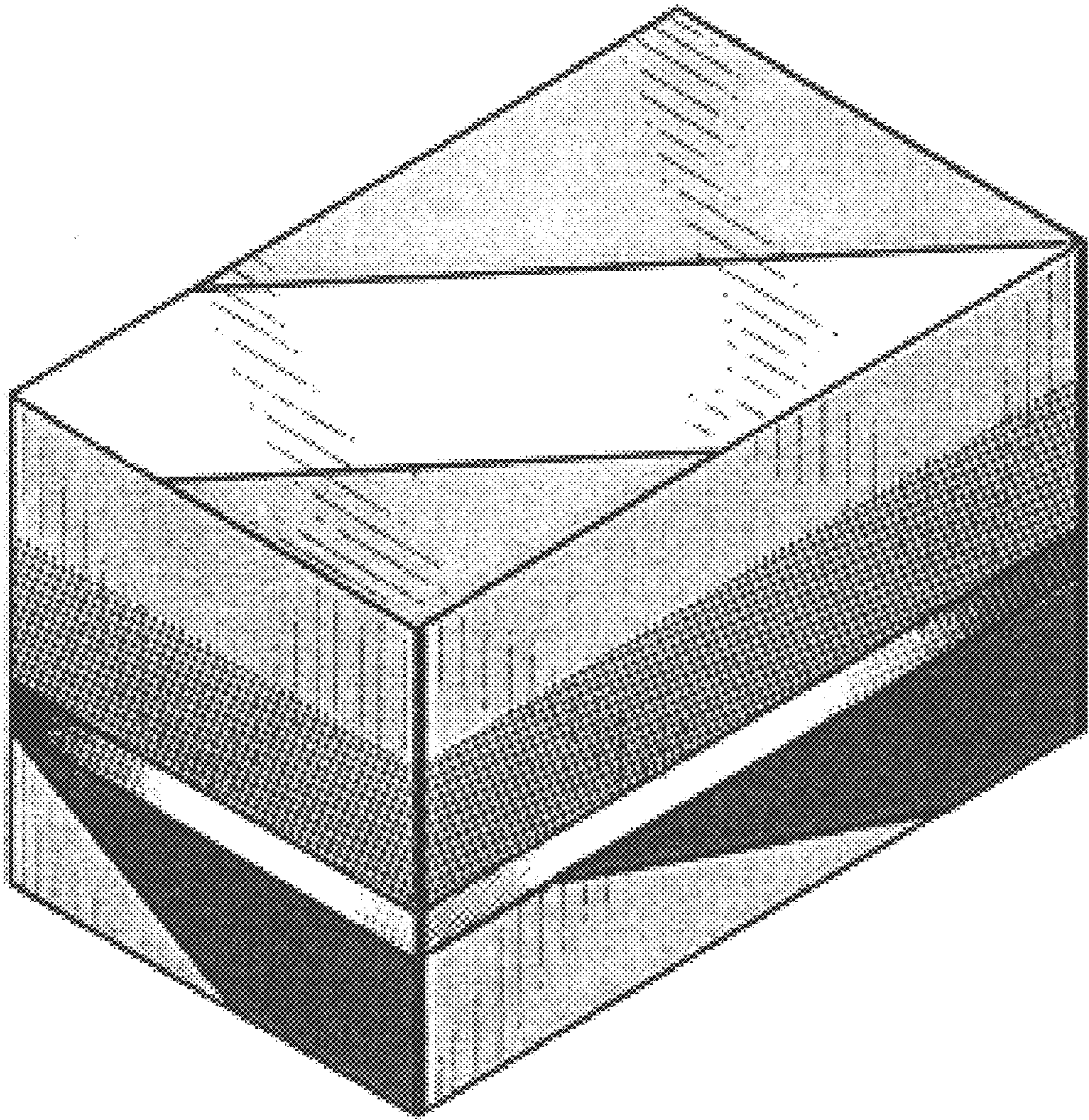


FIG. 2




FIG. 3




FIG. 4

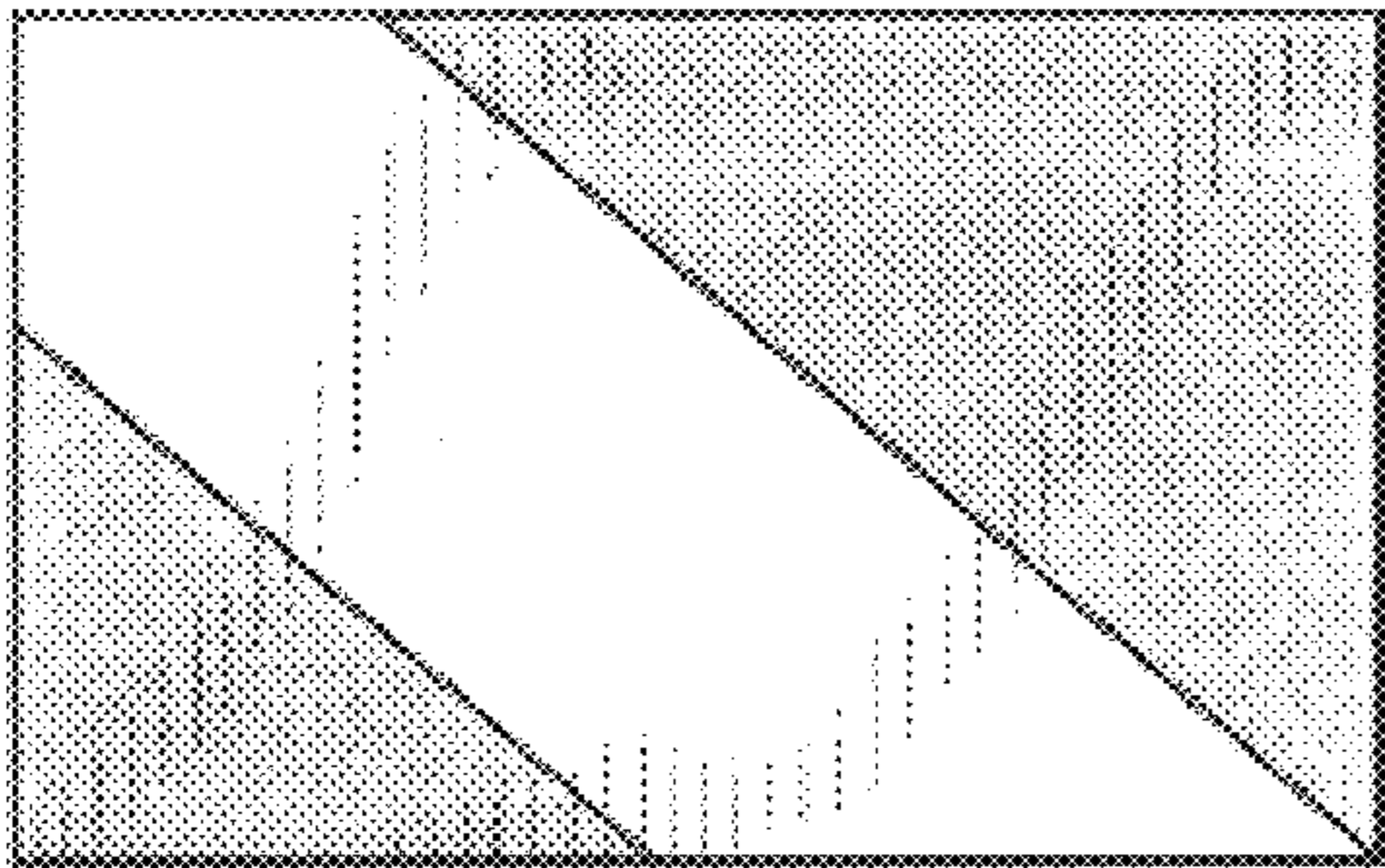


FIG. 5



FIG. 7




FIG. 6




FIG. 8

