



US00D419434S

United States Patent [19]
Yoon

[11] **Patent Number: Des. 419,434**
[45] **Date of Patent: ** Jan. 25, 2000**

[54] **WRAPPING PAPER FOR CONFECTIONERY**

[75] Inventor: **Hae Geun Yoon**, Seoul, Rep. of Korea
[73] Assignee: **Lotte Confectionery Co., Ltd.**, Seoul, Rep. of Korea
[**] Term: **14 Years**

[21] Appl. No.: **29/094,862**
[22] Filed: **Oct. 13, 1998**

[51] **LOC (7) Cl.** **09-05**
[52] **U.S. Cl.** **D9/305; D9/306**
[58] **Field of Search** D9/305, 306, 433, D9/336; D5/37; 206/457; 229/87.01, 87.03, 116.5, 922, 923

[56] **References Cited**

U.S. PATENT DOCUMENTS

D. 351,100	10/1994	Bradley	D9/305
D. 369,096	4/1996	Perrin et al.	D9/305
D. 380,146	6/1997	Park	D9/305
D. 402,195	12/1998	Park	D9/305

Primary Examiner—Cathron B. Matta
Attorney, Agent, or Firm—Finnegan, Henderson, Farabow, Garrett & Dunner, LLP

[57] **CLAIM**


The ornamental design for wrapping paper for confectionery, as shown and described.



DESCRIPTION

FIG. 1 is a top plan view of the first embodiment of the wrapping paper for confectionery embodying my design; FIG. 2 is a bottom plan view thereof; FIG. 3 is a front elevational view thereof, shown in a filled state; FIG. 4 is a rear elevational view thereof, shown in a filled state; FIG. 5 is a right side elevational view thereof, shown in a filled state; FIG. 6 is a left side elevational view thereof, shown in a filled state; FIG. 7 is a top plan view of the second embodiment of the wrapping paper for confectionery embodying my designs; FIG. 8 is a bottom plan view thereof; FIG. 9 is a front elevational view thereof, shown in a filled state; FIG. 10 is a rear elevational view thereof, shown in a filled state; FIG. 11 is a right side elevational view thereof, shown in a filled state; and, FIG. 12 is a left side elevational view thereof, shown in a filled state. The broken lines shown in FIGS. 7, 8, 9, 10 and 12 are for illustrative purposes only and form no part of the second embodiment.

1 Claim, 4 Drawing Sheets






FIG. 1




FIG. 2




FIG. 3




FIG. 4



FIG. 5



FIG. 6




FIG. 7

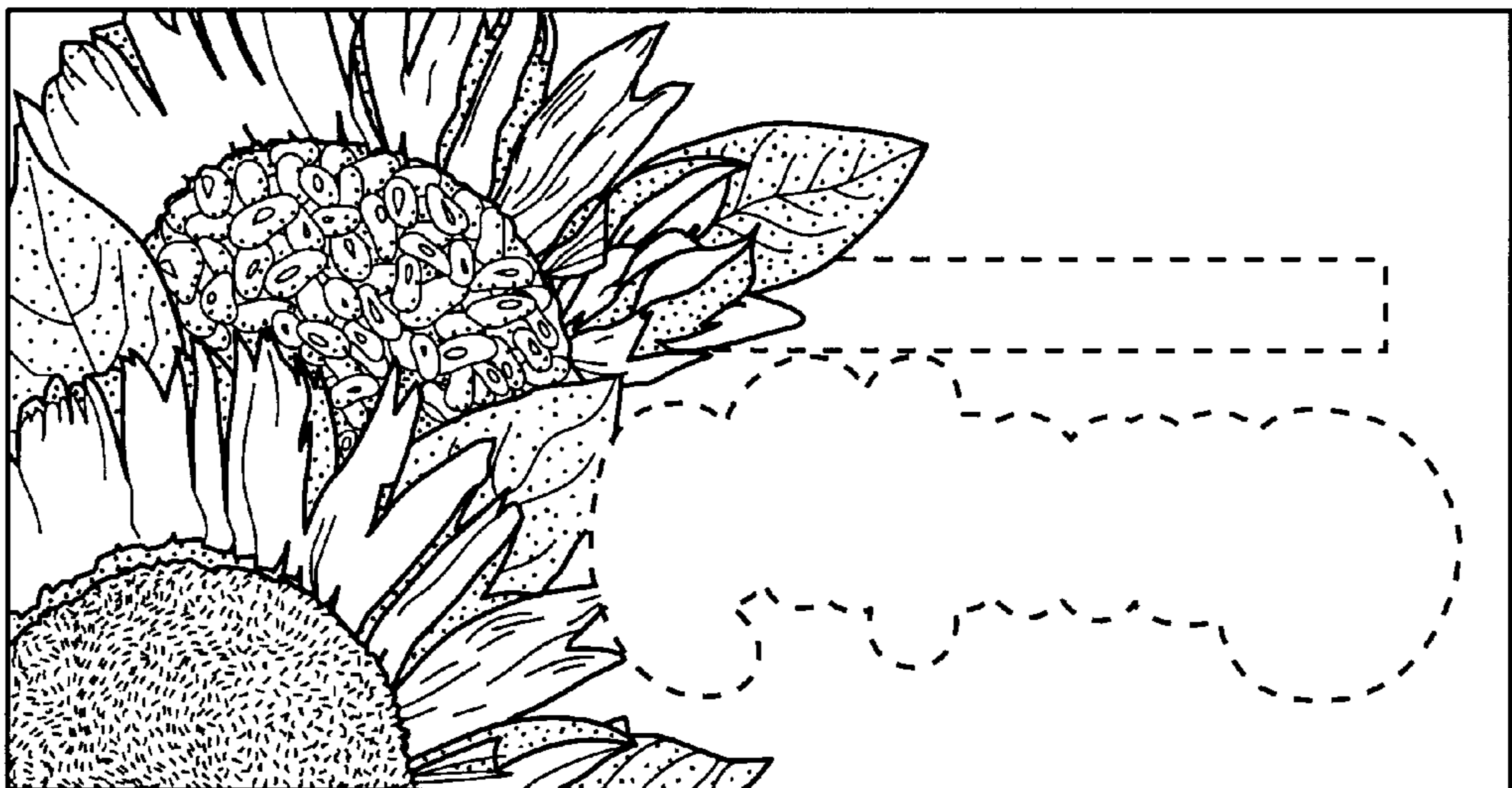


FIG. 8



FIG. 9




FIG. 10



FIG. 11



FIG. 12