



US00D419420S

United States Patent [19]
Whitehead et al.

[11] **Patent Number: Des. 419,420**
[45] **Date of Patent: ** Jan. 25, 2000**

[54] **HANDLE GRIP**

[75] Inventors: **Stephen P. Whitehead**, Elgin; **Michael R. Vogler**; **Torrence C. Anderson**, both of Aurora, all of Ill.

[73] Assignee: **Suncast Corporation**, Batavia, Ill.

[**] Term: **14 Years**

[21] Appl. No.: **29/099,002**

[22] Filed: **Jan. 8, 1999**

Related U.S. Application Data

[63] Continuation of application No. 09/141,683, Aug. 28, 1998.

[51] **LOC (7) Cl.** **08-01**

[52] **U.S. Cl.** **D8/107**

[58] **Field of Search** D8/10, 107, DIG. 6, D8/DIG. 7, DIG. 8, 1; 15/143.1; 16/110.1, 114.1, 407, 411, 421, 430, 436, 444; 294/49, 54.5, 57, 58

[56] **References Cited**

U.S. PATENT DOCUMENTS

- D. 269,490 6/1983 Germain .
- D. 291,863 9/1987 Kolonia .

- D. 331,652 12/1992 Wu .
- D. 384,559 10/1997 Tisbo et al. .
- D. 384,866 10/1997 Tisbo et al. .
- D. 385,160 10/1997 Tisbo et al. .
- D. 398,202 9/1998 Tisbo et al. D8/10
- 4,280,727 7/1981 Germain .
- 5,440,784 8/1995 Hull et al. 16/430
- 5,813,206 9/1998 McKittrick 294/58

Primary Examiner—Alan P. Douglas
Assistant Examiner—Reid Hecker
Attorney, Agent, or Firm—Welsh & Katz, Ltd.

[57] **CLAIM**

The ornamental design for a handle grip, as shown and described.

DESCRIPTION

FIG. 1 is a perspective view of a handle grip in accordance with our new design;
FIG. 2 is a side elevational view thereof, the opposite side being identical;
FIG. 3 is a top plan view thereof;
FIG. 4 is a bottom view thereof; and,
FIG. 5 is an end view thereof, the opposite end being identical.

The broken line showing of environment is for illustrative purposes only and forms no part of the claimed design.

1 Claim, 2 Drawing Sheets

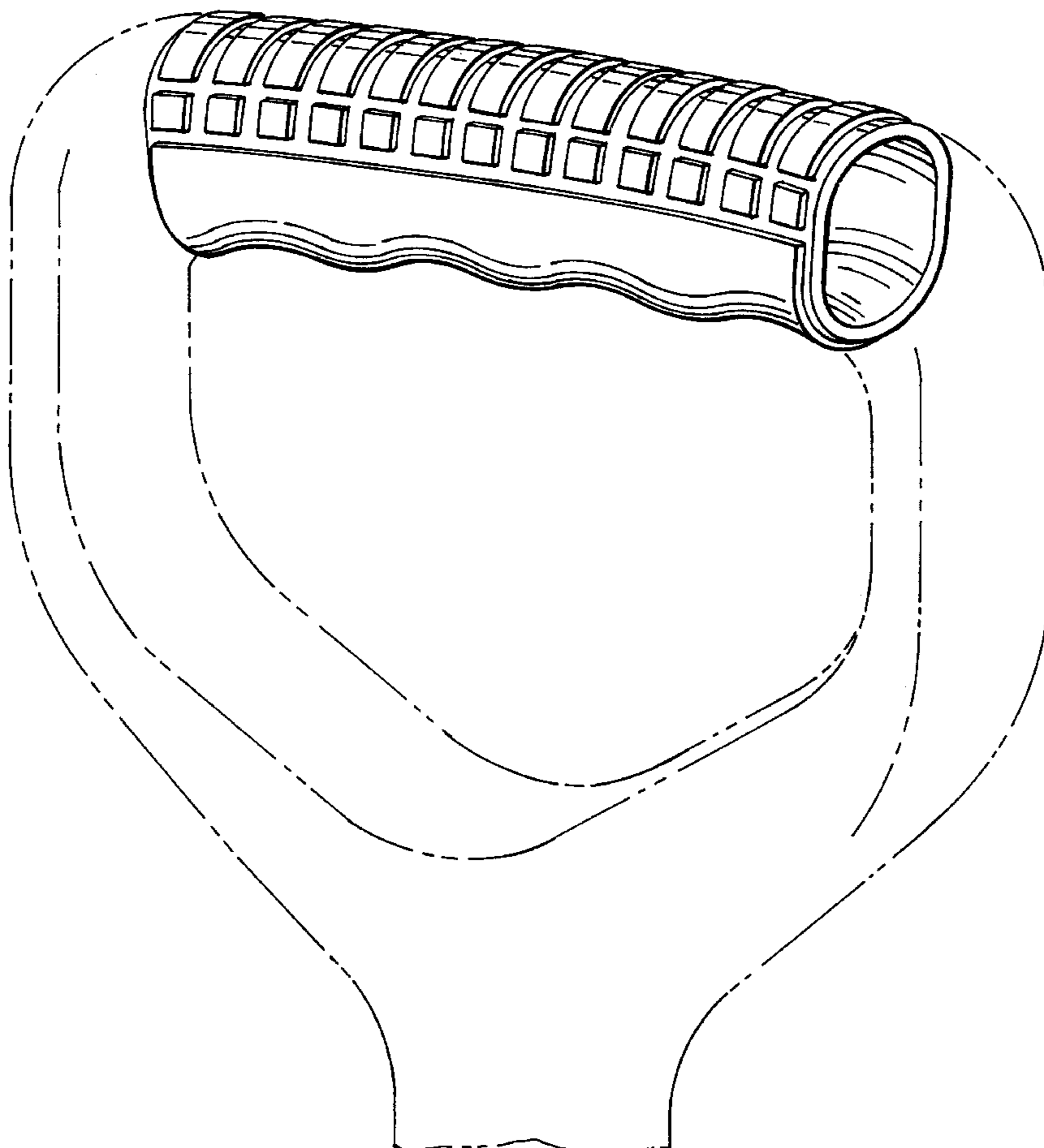


FIG.1

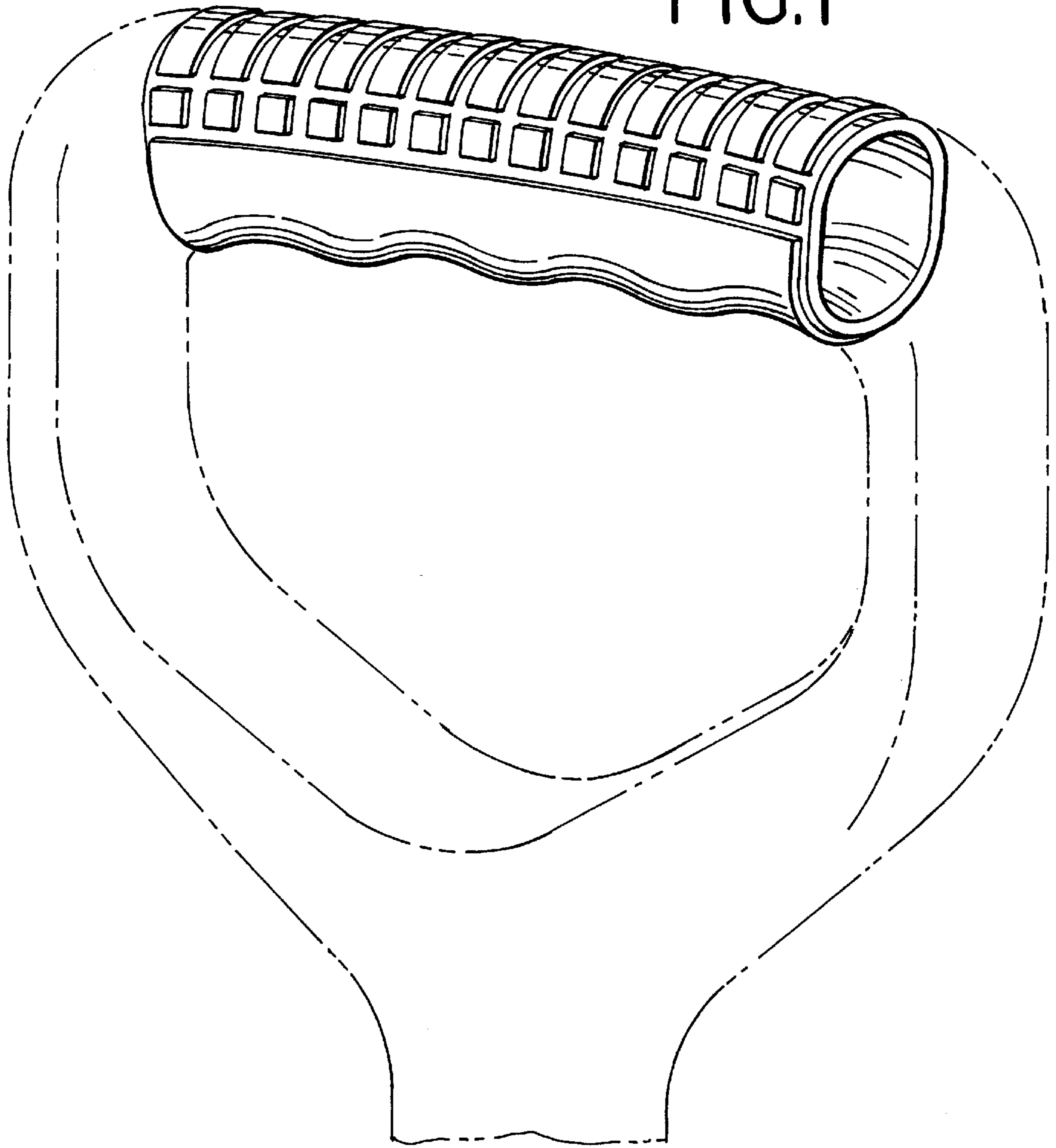


FIG.2

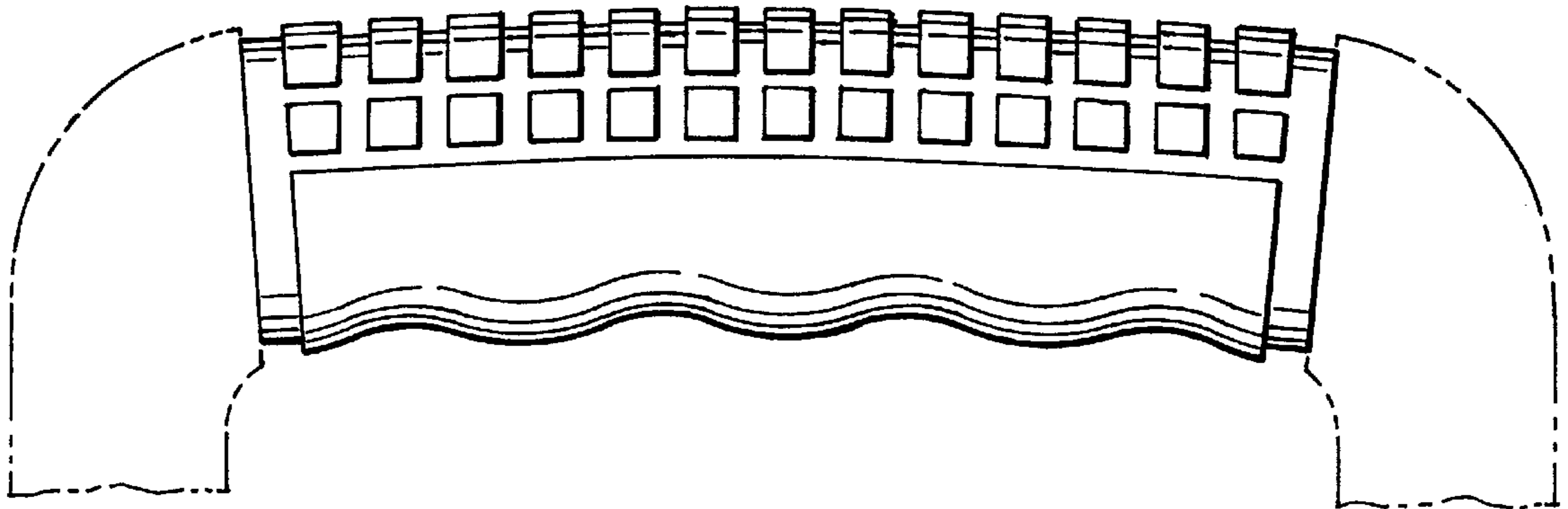


FIG.3

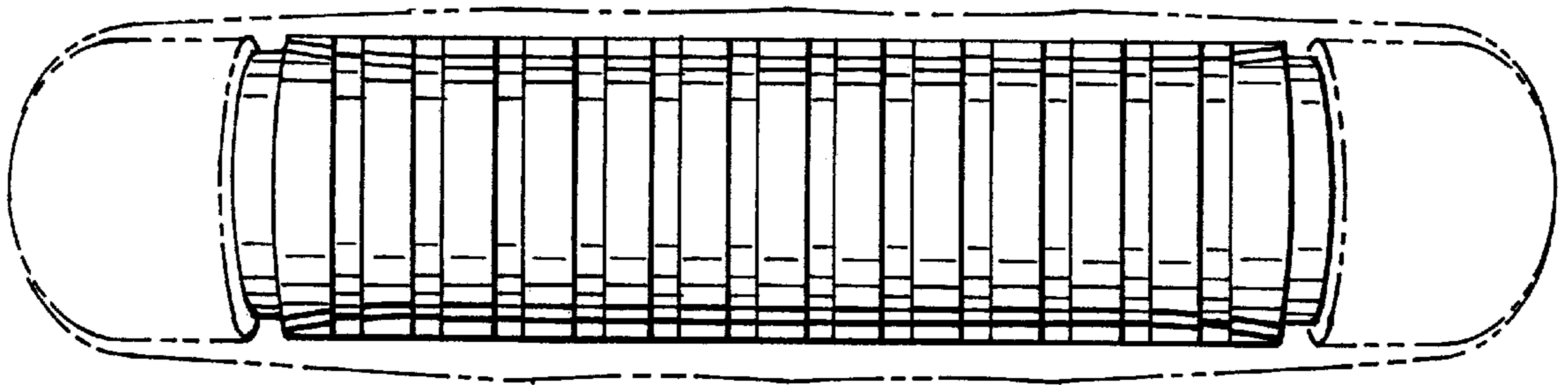


FIG.4




FIG.5

