



US00D419411S

# United States Patent [19]

Elie

[11] **Patent Number: Des. 419,411**

[45] **Date of Patent: \*\* Jan. 25, 2000**

[54] **STAPLER**

[75] Inventor: **François Elie**, Paris, France

[73] Assignee: **Sofragraf Industries**, Saint-Ame, France

[\*\*] Term: **14 Years**

[21] Appl. No.: **29/101,049**

[22] Filed: **Feb. 23, 1999**

D. 384,258	9/1997	Marks et al. ....	D8/49
2,617,096	11/1952	Boroughs .....	D8/49
2,657,384	11/1953	Boroughs .....	D8/49
3,610,505	10/1971	Males et al. ....	227/132
5,699,949	12/1997	Marks .....	227/132

*Primary Examiner*—Adir Aronovich  
*Attorney, Agent, or Firm*—Watson Cole Grindle Watson, PLLC

### Related U.S. Application Data

[62] Division of application No. 29/090,764, Jul. 15, 1998.

### Foreign Application Priority Data

Jan. 15, 1998 [FR] France ..... 98 0210

[51] **LOC (7) Cl.** ..... **19-02**

[52] **U.S. Cl.** ..... **D8/49; 227/132**

[58] **Field of Search** ..... D8/49, 50, 61,  
D8/69; D19/72; 227/120, 127, 128, 131,  
132, 134

### References Cited

#### U.S. PATENT DOCUMENTS

D. 384,257 9/1997 Marks et al. .... D8/49

### [57] CLAIM

The ornamental design for a stapler, as shown and described.

### DESCRIPTION

FIG. 1 is a left side elevational view of an ornamental design for a stapler in accordance with my invention;  
FIG. 2 is a right side elevational view thereof;  
FIG. 3 is a top plan view thereof;  
FIG. 4 is a bottom plan view thereof;  
FIG. 5 is a front elevational view thereof; and,  
FIG. 6 is a rear elevational view thereof.

**1 Claim, 3 Drawing Sheets**








FIG. 1




FIG. 2






FIG. 3




FIG. 4



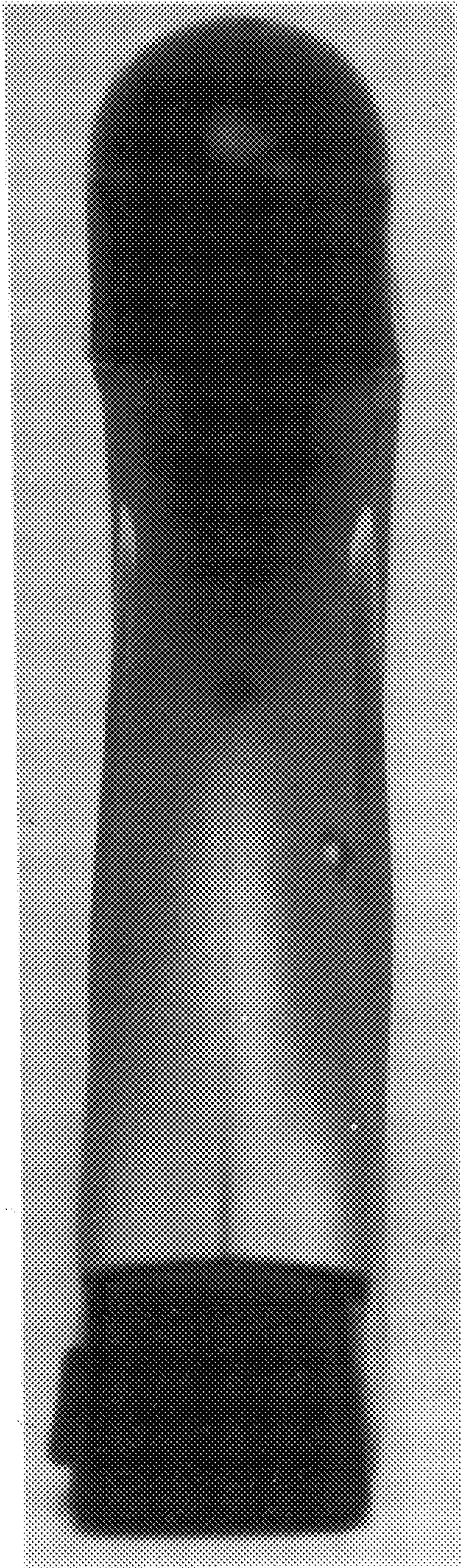


FIG. 6

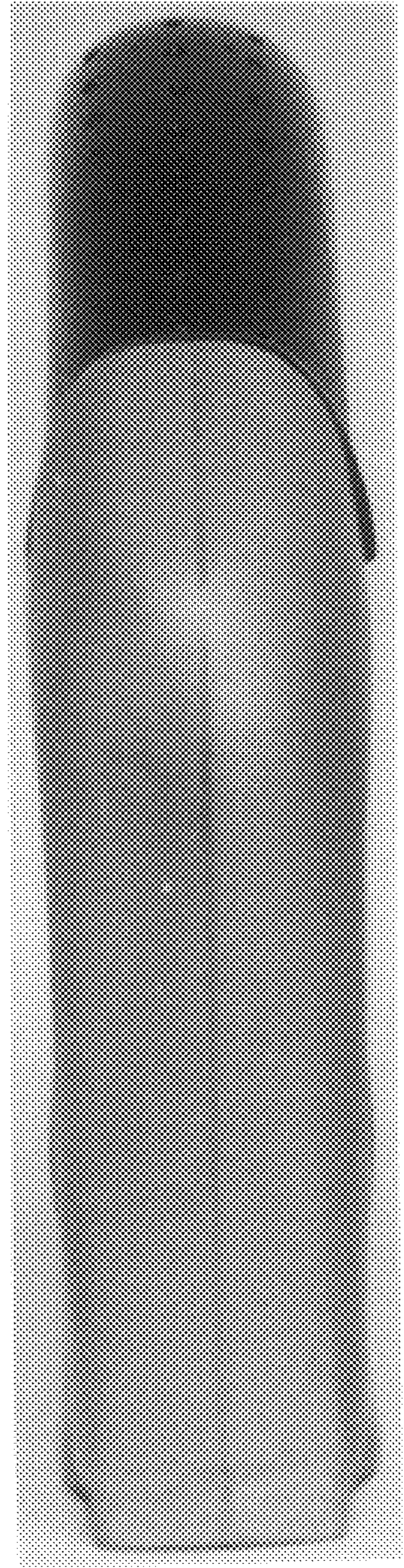


FIG. 5