



US00D419403S

United States Patent [19]

Halil, Jr.

[11] Patent Number: **Des. 419,403**

[45] Date of Patent: **** Jan. 25, 2000**

[54] **GRADE STAKE**

[76] Inventor: **Donald William Halil, Jr.**, 1543 N. Alexandria Pl., Jacksonville, Fla. 32207

[**] Term: **14 Years**

[21] Appl. No.: **29/095,053**

[22] Filed: **Oct. 15, 1998**

[51] **LOC (7) Cl.** **08-01**

[52] **U.S. Cl.** **D8/1**

[58] **Field of Search** D8/1; D21/840; D10/71; 47/47

[56] **References Cited**

U.S. PATENT DOCUMENTS

- D. 161,913 2/1951 Frain D10/71
- D. 231,628 5/1974 Bartels D8/1
- D. 343,775 2/1994 Steen D8/1
- 484,998 10/1892 Comstock 47/47

Primary Examiner—Holly Baynham

Attorney, Agent, or Firm—Arthur G. Yeager; Earl L. Tyner

[57] **CLAIM**

The ornamental design for a grade stake, as shown.

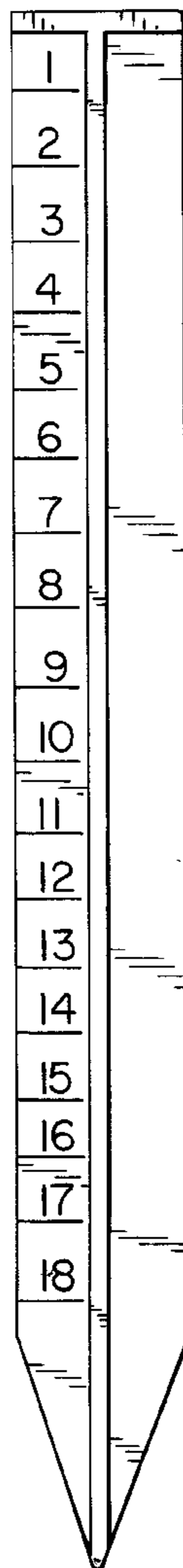
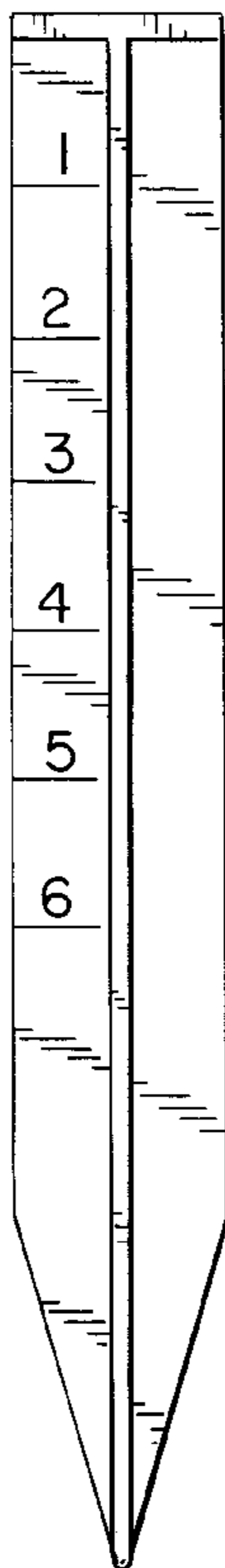
DESCRIPTION

FIG. 1 is a front elevational view of a grade stake; FIG. 2 is a top plan view of a grade stake of this invention; FIG. 3 is a front elevational view of a second embodiment of the design shown in FIG. 1; and, FIG. 4 is a bottom plan view of a grade stake of this invention.

The undisclosed bottom plan view of the first embodiment is identical to the bottom view shown in the second embodiment. The undisclosed top plan view of the second embodiment is identical in appearance to the top view shown in the first embodiment.

The surface(s) or portion(s) of the article not shown in the drawing or described in the specification form(s) no part of the claimed design.

1 Claim, 1 Drawing Sheet



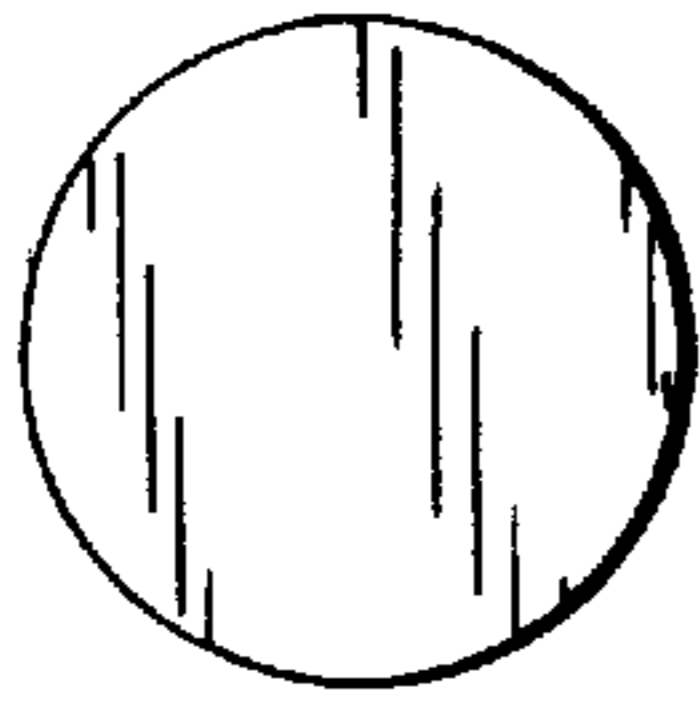


FIG. 2

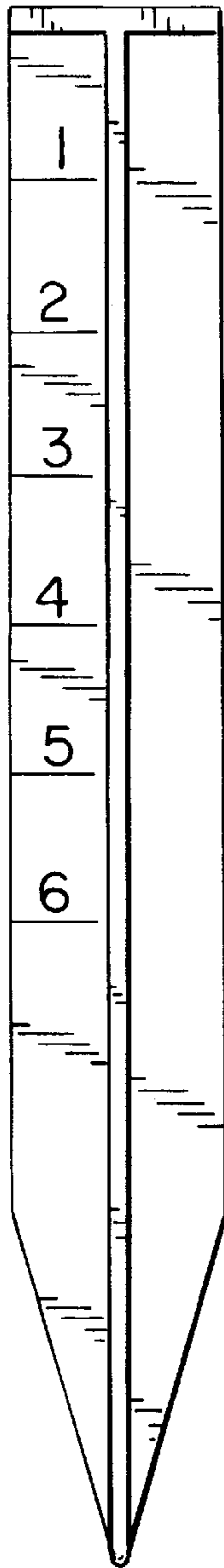


FIG. 1

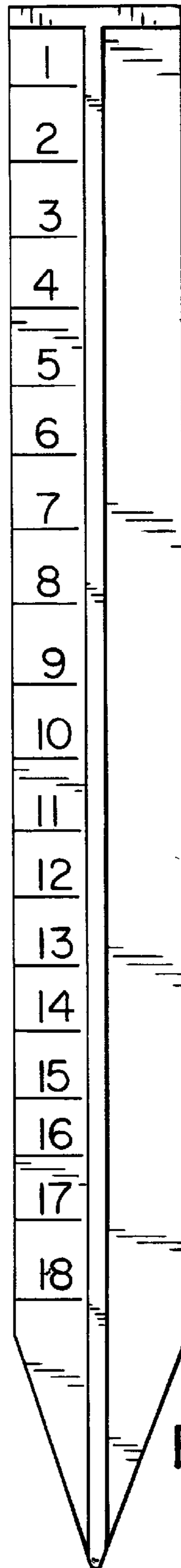


FIG. 3

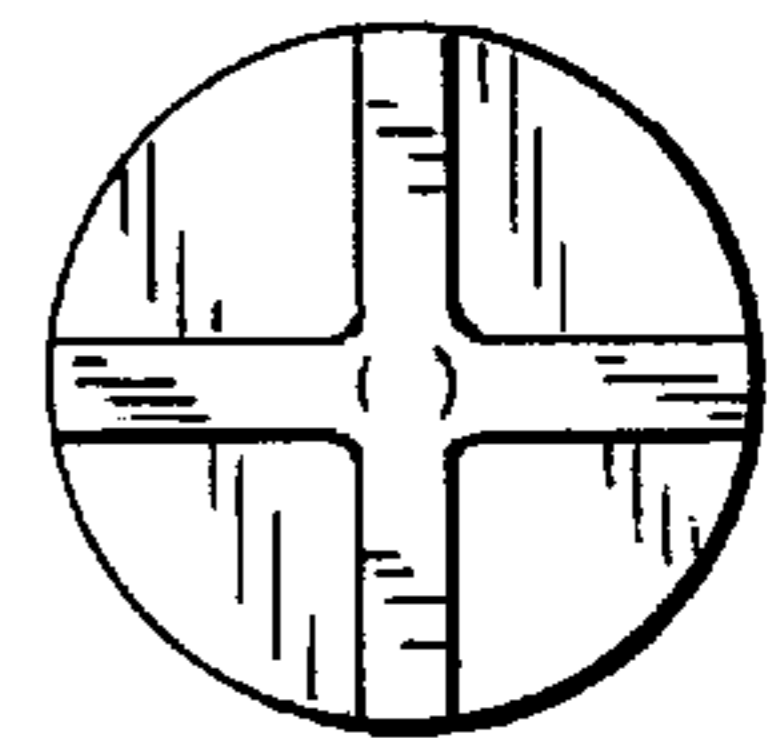


FIG. 4