



US00D419380S

United States Patent [19] Yot

[11] **Patent Number: Des. 419,380**

[45] **Date of Patent: ** Jan. 25, 2000**

[54] **GOBLET**

[75] Inventor: **Bernard Yot**, Saint-Gratien, France

[73] Assignee: **Orfeverrie Christofle**, Paris, France

[**] Term: **14 Years**

[21] Appl. No.: **29/105,342**

[22] Filed: **May 21, 1999**

[30] Foreign Application Priority Data

Dec. 16, 1998 [FR] France 98 7331

[51] **LOC (7) Cl.** **07-01**

[52] **U.S. Cl.** **D7/527; D7/524**

[58] **Field of Search** D7/524, 525, 526,
D7/527, 528, 537; 279/400; 215/229, 99.5,
387

[56] References Cited

U.S. PATENT DOCUMENTS

D. 42,995 9/1912 Gunthel D7/527

D. 43,057 9/1912 Pick D7/527

D. 43,533	2/1913	Gunthel	D7/527
D. 44,338	7/1913	Ebeling	D7/527
D. 67,657	6/1925	Heisey	D7/527
D. 79,226	8/1929	Bottome	D7/527
D. 80,512	2/1930	Dougherty	D7/527
D. 87,706	9/1932	Bedford	D7/527
D. 284,631	7/1986	Inns	D7/525
D. 299,299	1/1989	Durand	D7/527
D. 370,597	6/1996	Hoffer	D7/525

Primary Examiner—M. N. Pandozzi
Attorney, Agent, or Firm—Abelman, Frayne & Schwab

[57] CLAIM

I claim the ornamental design for a goblet, as shown and described.

DESCRIPTION

FIG. 1 is a front view, the rear view being a mirror image thereof.

FIG. 2 is a top view.

FIG. 3 is a right side view, the left side view being a mirror image thereof; and,

FIG. 4 is a bottom view thereof.

1 Claim, 2 Drawing Sheets

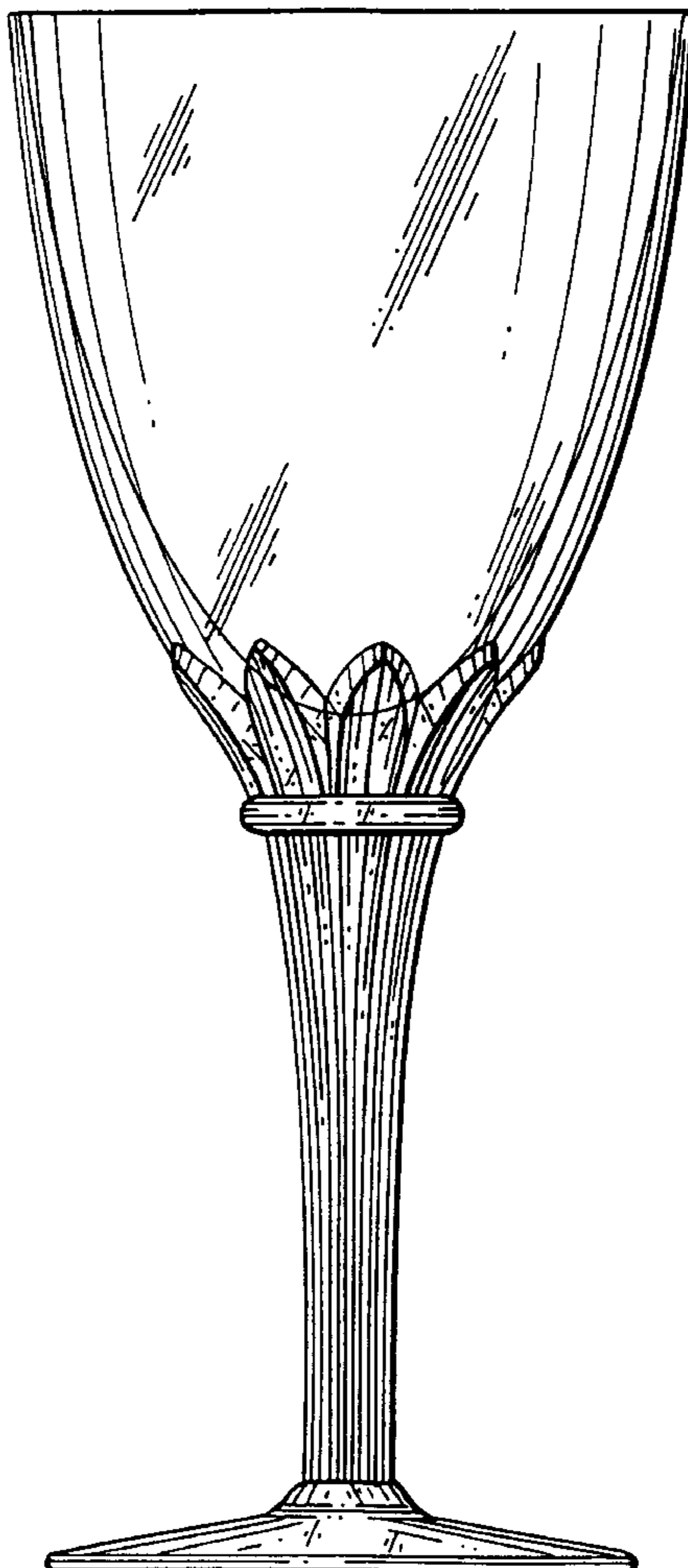


FIG. 1


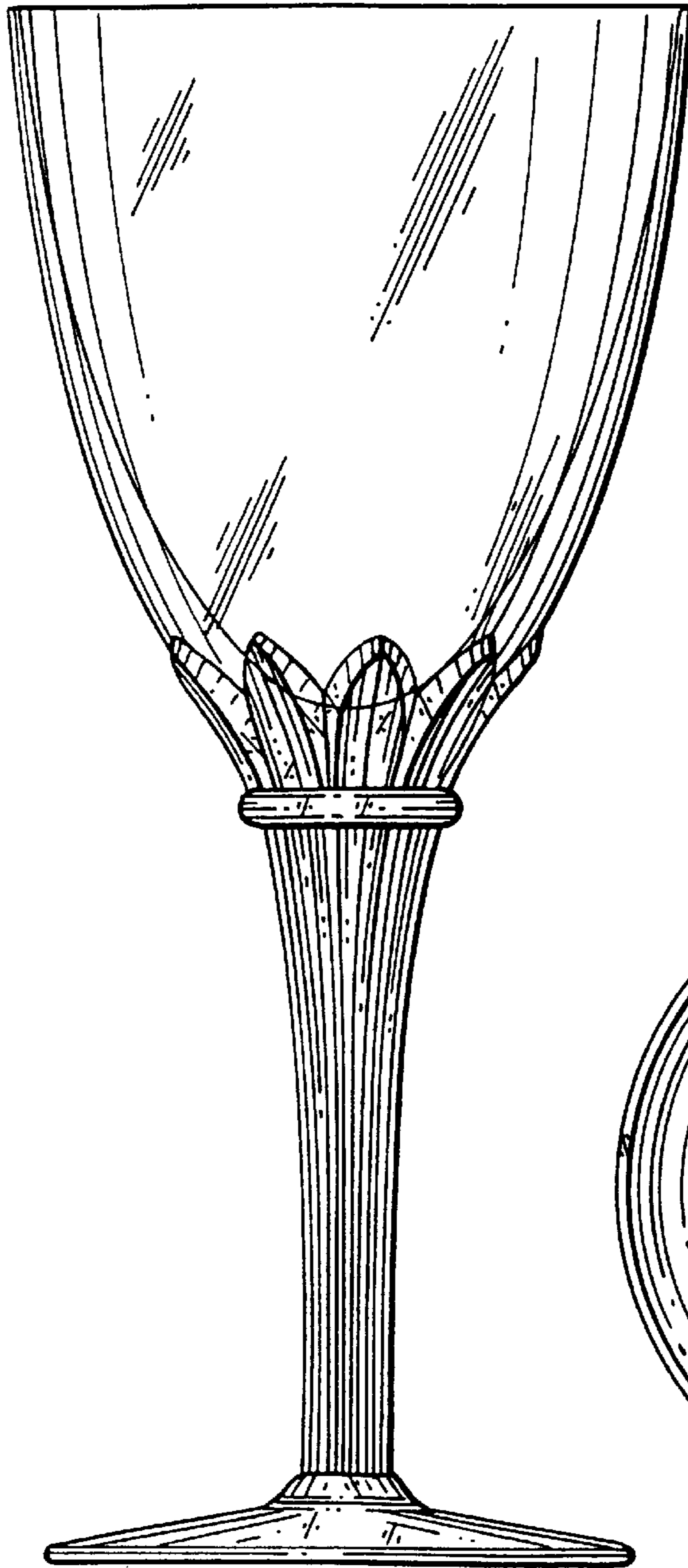


FIG. 2

FIG. 3


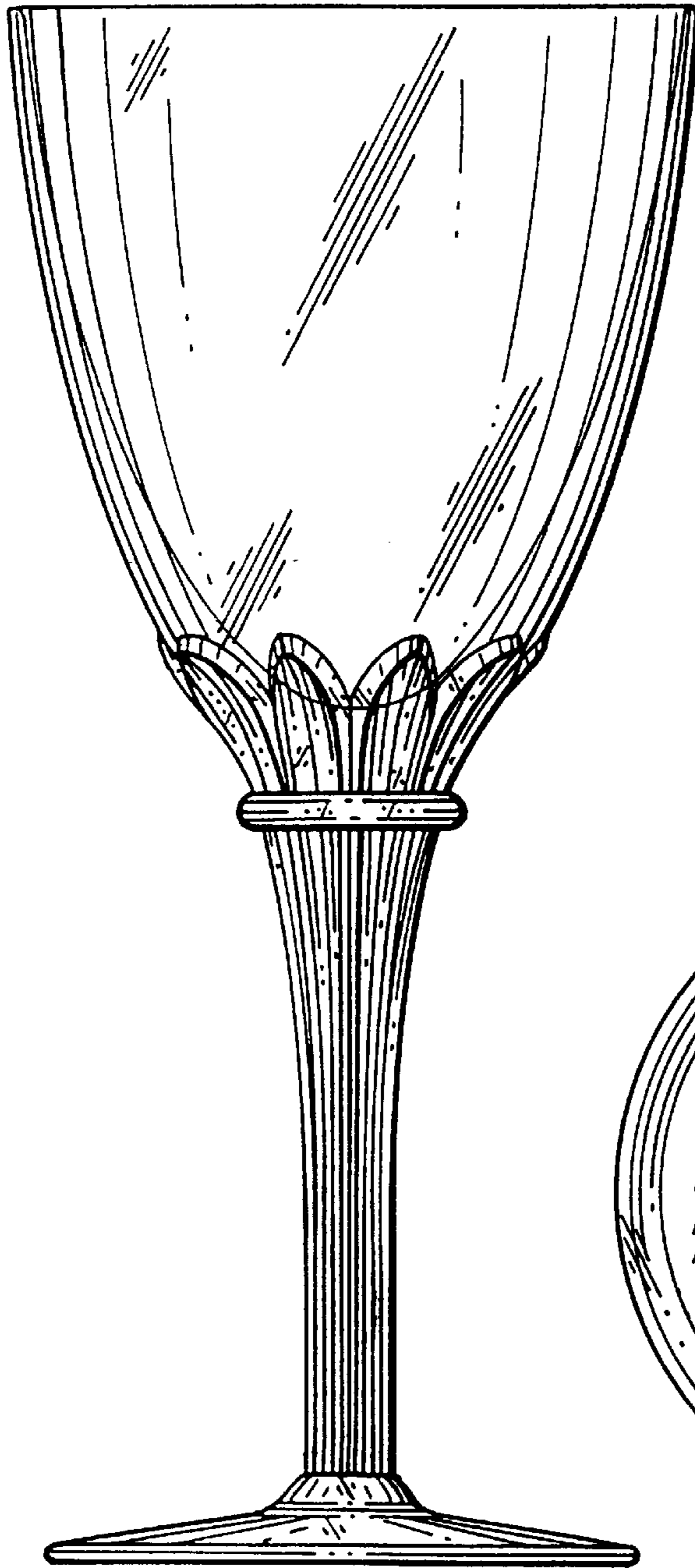


FIG. 4