



US00D419376S

**United States Patent** [19]  
**Lai**

[11] **Patent Number: Des. 419,376**  
[45] **Date of Patent: \*\* Jan. 25, 2000**

[54] **UTENSIL HANDLE**

[76] Inventor: **Yin-Chu Lai**, No. 378, Pao-Bou Rd.,  
Changhua, Taiwan

[\*\*] Term: **14 Years**

[21] Appl. No.: **29/102,146**

[22] Filed: **Mar. 17, 1999**

[30] **Foreign Application Priority Data**

Dec. 30, 1998 [TW] Taiwan ..... 87309530

[51] **LOC (7) Cl.** ..... **07-03**

[52] **U.S. Cl.** ..... **D7/401.2**

[58] **Field of Search** ..... D7/642, 645, 649,  
D7/650, 652, 653, 662-664, 401.2; 30/147-150,  
322, 324, 340, 345

[56] **References Cited**

**U.S. PATENT DOCUMENTS**

D. 309,695 8/1990 Bonasia ..... D7/644  
D. 386,050 11/1997 Puri ..... D7/644  
D. 398,486 9/1998 Lai ..... D7/650

**OTHER PUBLICATIONS**

Ross-Simons catalog; p. 34, Item GG, bottom left corner,  
Sep. 20, 1996.

*Primary Examiner*—Caron D. Veynar  
*Attorney, Agent, or Firm*—Dougherty & Troxell

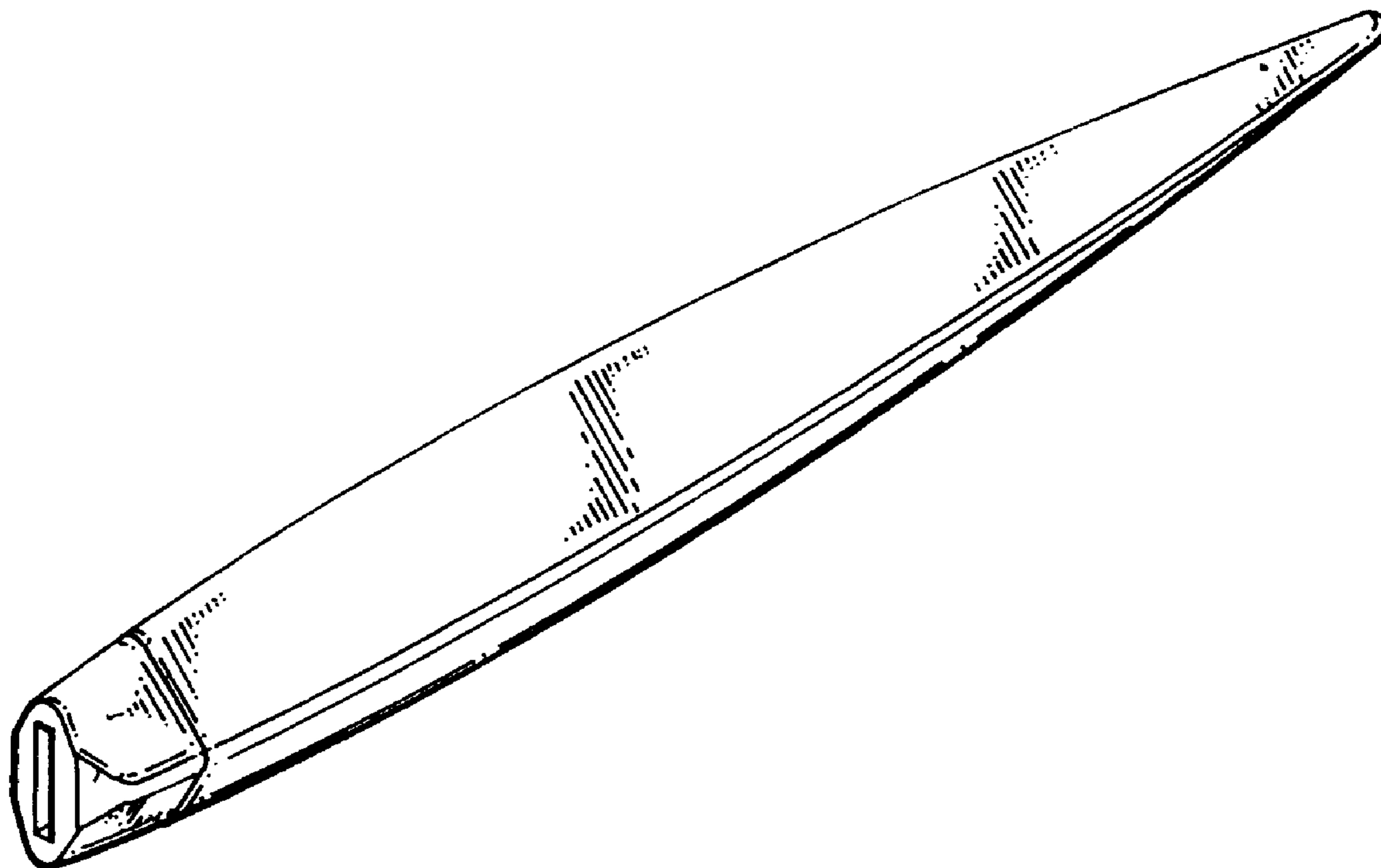
[57] **CLAIM**

The ornamental design for the utensil handle, as shown and  
described.

**DESCRIPTION**

FIG. 1 is a perspective view of the utensil handle showing  
my new design;  
FIG. 2 is a front view of the utensil handle;  
FIG. 3 is a rear view of the utensil handle;  
FIG. 4 is a left side view of the utensil handle;  
FIG. 5 is a right side view of the utensil handle;  
FIG. 6 is a top view of the utensil handle;  
FIG. 7 is a bottom view of the utensil handle; and,  
FIG. 8 is a perspective view of the utensil handle, the broken  
line showing of a fork head is for illustrative purposes only  
and forms no part of the claimed design.

**1 Claim, 5 Drawing Sheets**



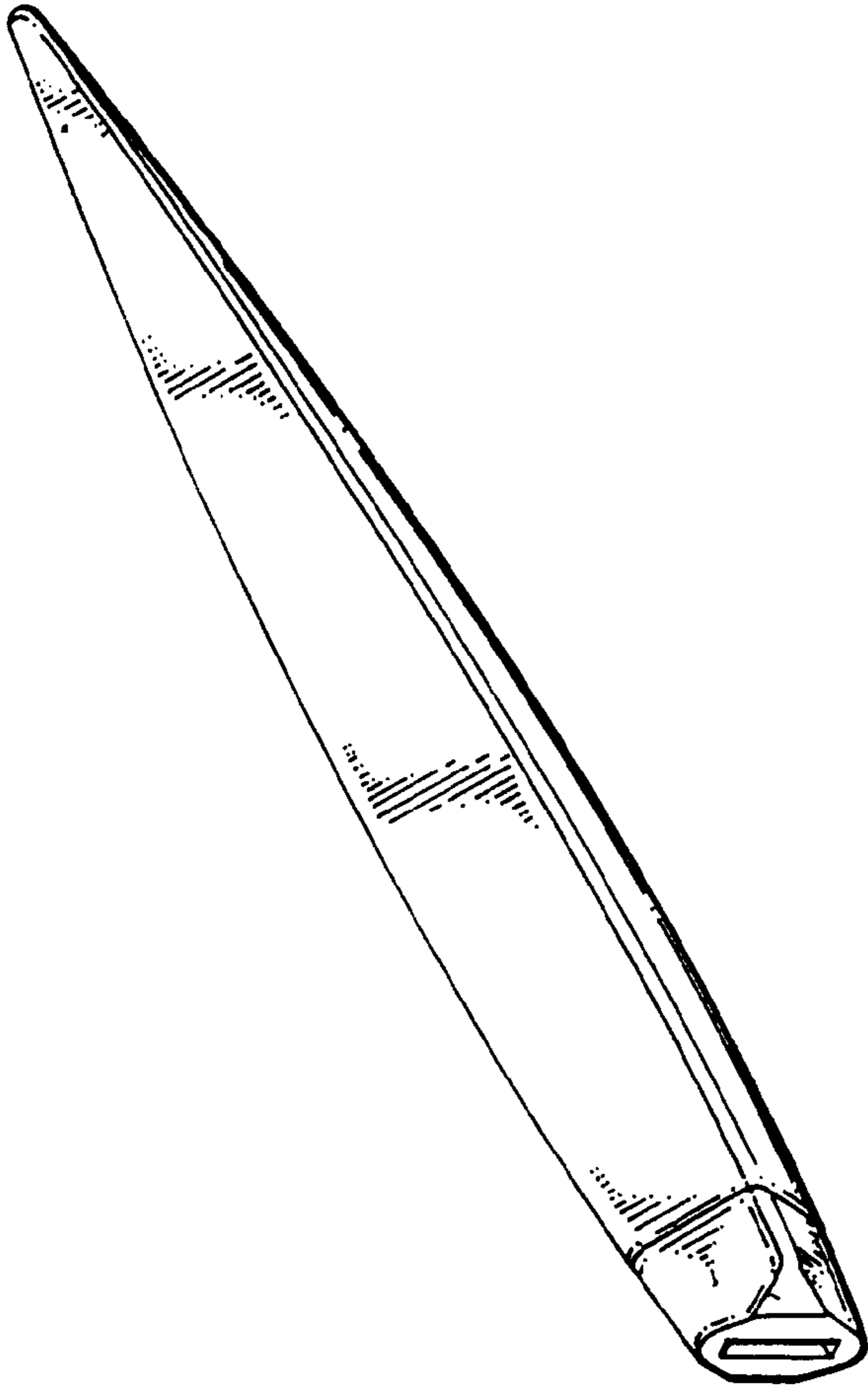


FIG. 1


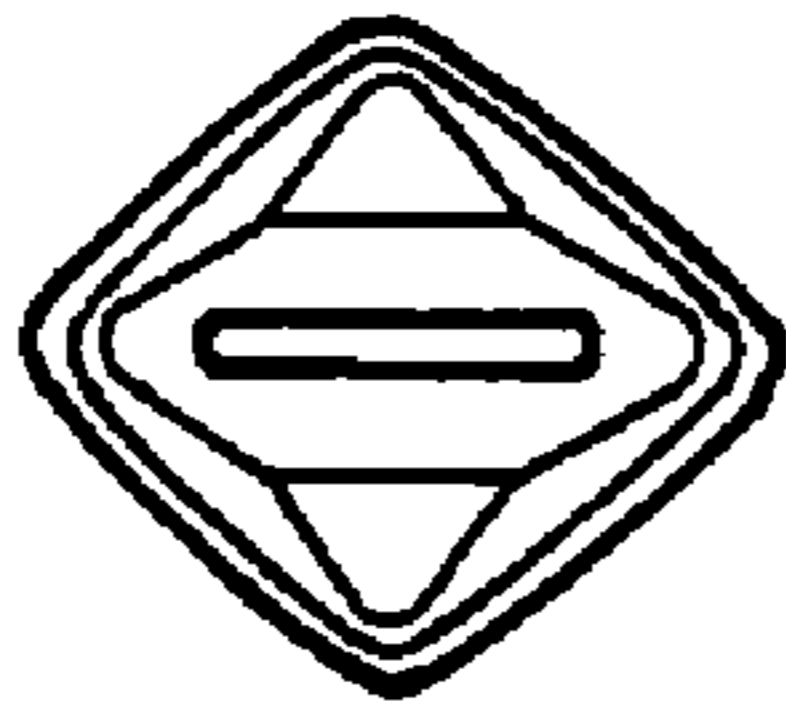


FIG. 2

FIG. 3

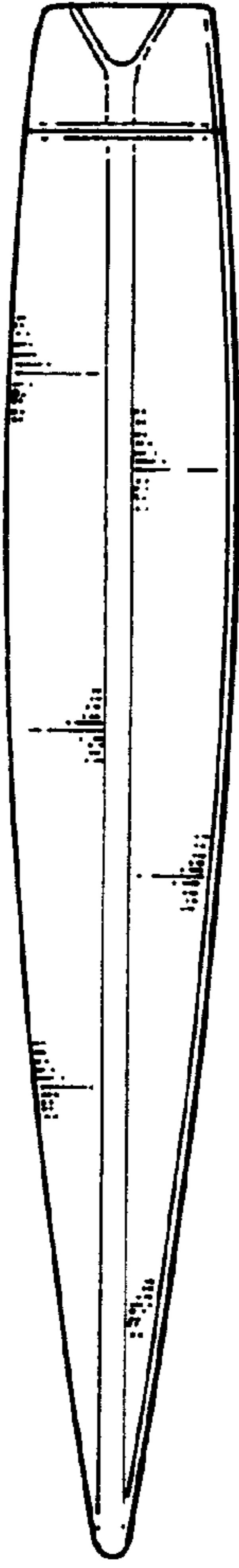


FIG. 4



FIG. 5

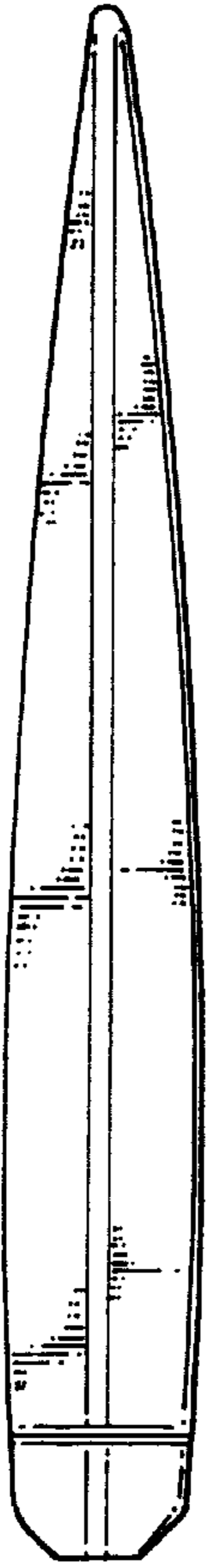


FIG. 6




FIG. 7

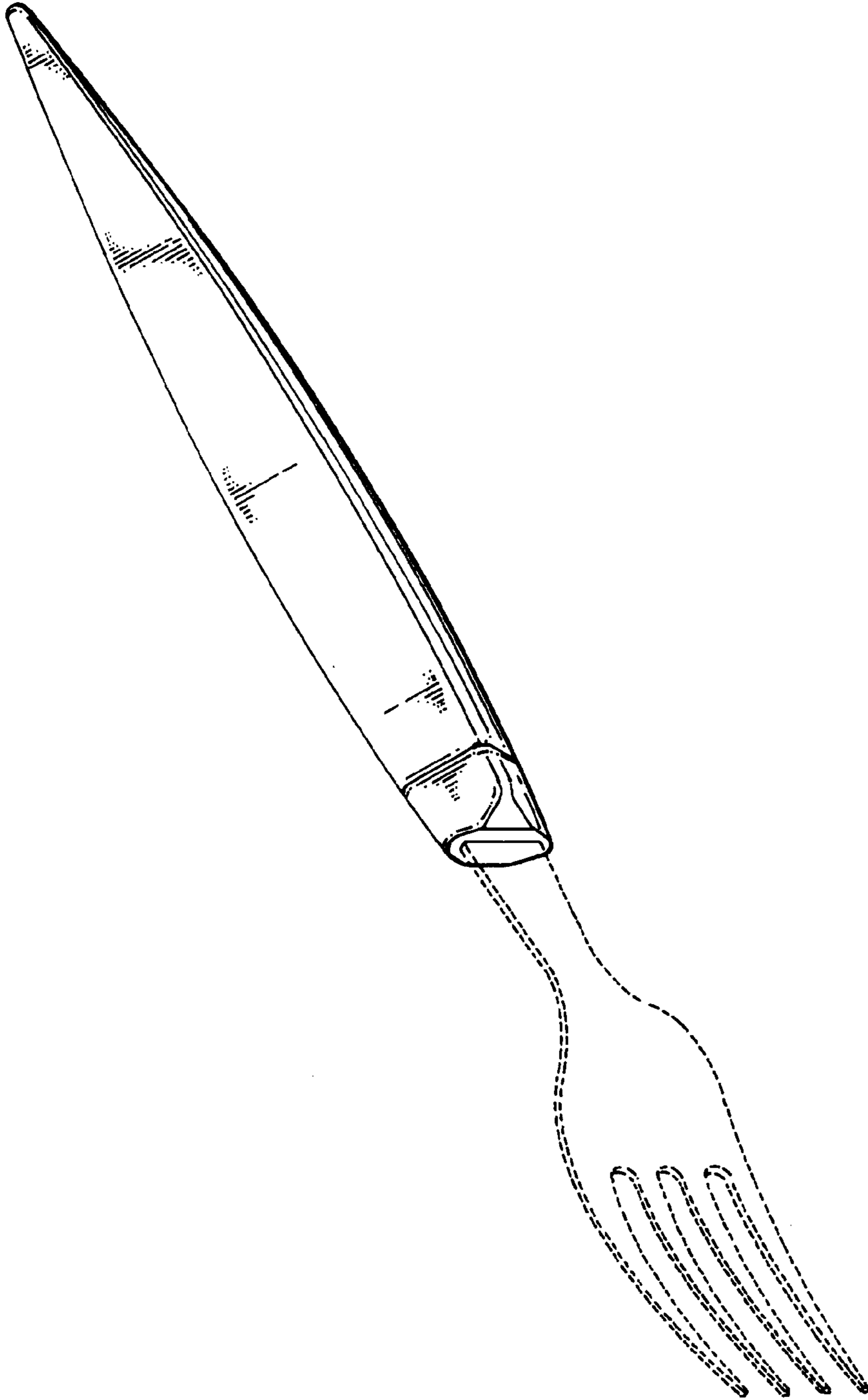


FIG. 8