



US00D419373S

United States Patent [19]
Geelen

[11] **Patent Number: Des. 419,373**
[45] **Date of Patent: ** Jan. 25, 2000**

[54] **KNOB ASSEMBLY FOR COOKING VESSEL COVER**

[75] Inventor: **Jean-Pierre F. M. Geelen**, Hasselt, Belgium

[73] Assignee: **Dart Industries Inc.**, Orlando, Fla.

[**] Term: **14 Years**

[21] Appl. No.: **29/096,229**

[22] Filed: **Nov. 6, 1998**

[51] **LOC (7) Cl.** **07-02**

[52] **U.S. Cl.** **D7/393**

[58] **Field of Search** D7/354-361, 391, D7/393; 16/118, 121; 220/573.1, 752, 912

[56] **References Cited**

U.S. PATENT DOCUMENTS

D. 304,282	10/1989	Feimer et al.	D7/391
4,285,441	8/1981	Ziskind	220/231
5,927,183	7/1999	Lee	99/337

OTHER PUBLICATIONS

Permanent® Model MC2000 Cookware Knob Assembly, The West Bend Company, West Bend, IN, 1995.

Primary Examiner—Caron D. Veynar
Attorney, Agent, or Firm—Taylor J. Ross

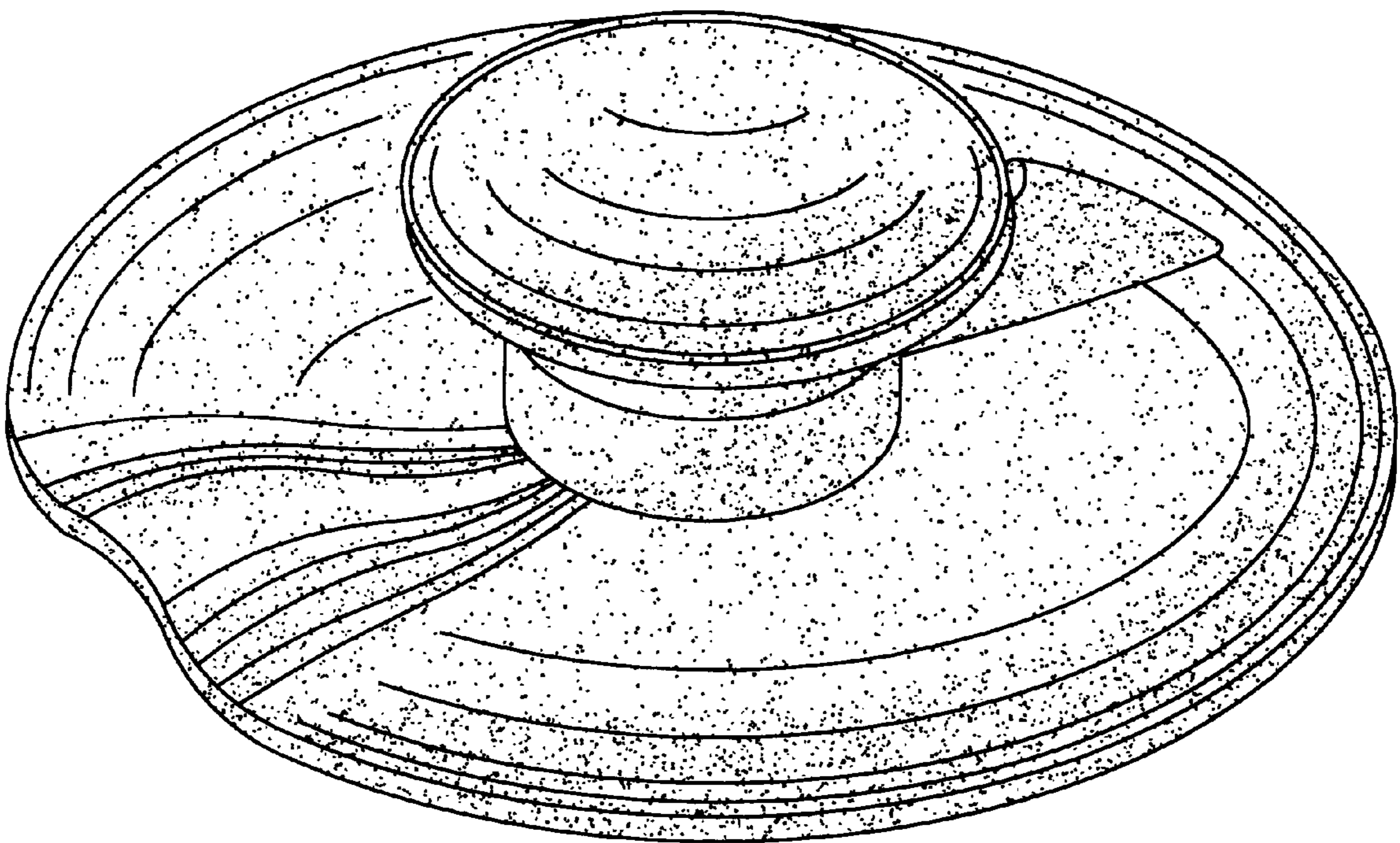
[57] **CLAIM**

The ornamental design for a knob assembly for cooking vessel cover, as shown and described.

DESCRIPTION

FIG. 1 is a top, side and front perspective view of a knob assembly for cooking vessel cover showing the new design; FIG. 2 is a front elevation view thereof; FIG. 3 is a rear elevation view thereof; FIG. 4 is a right side elevation view thereof; FIG. 5 is a left side elevation view thereof; and, FIG. 6 is a top plan view thereof, the bottom being obscured during use.

1 Claim, 2 Drawing Sheets



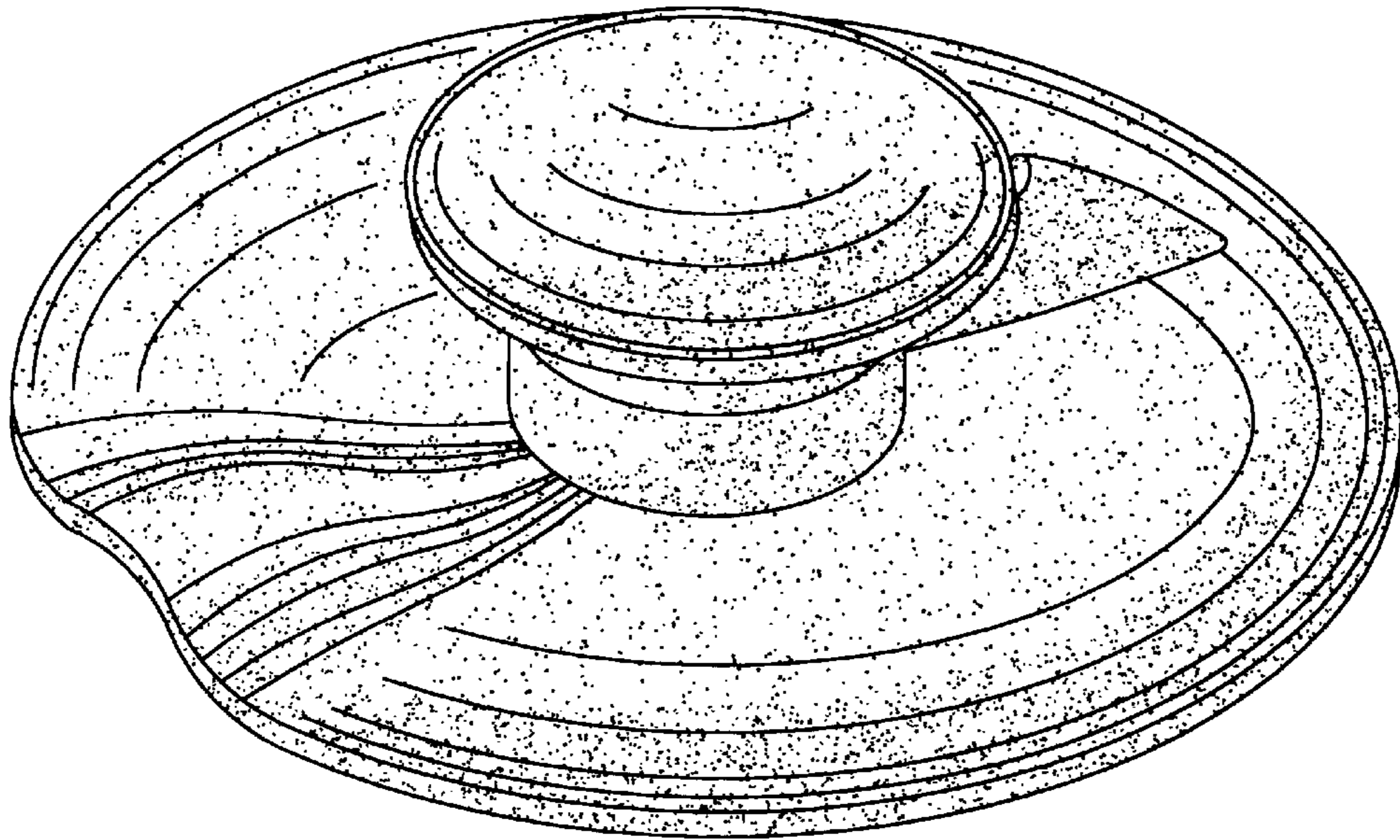


FIG. 1




FIG. 2




FIG. 3

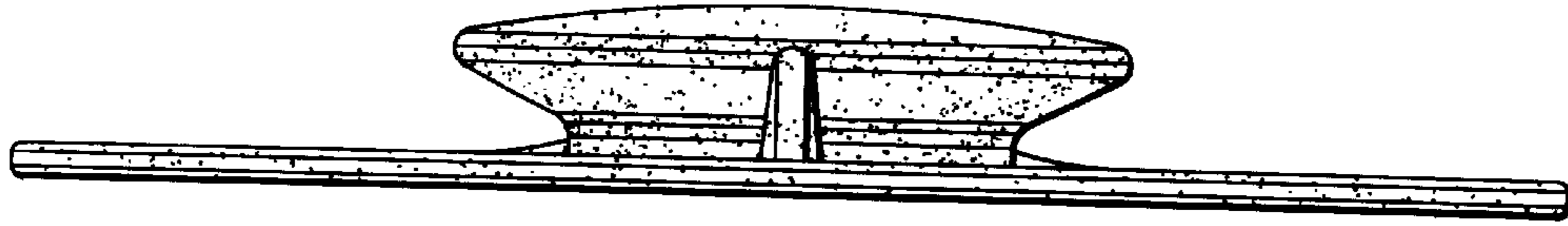


FIG. 4

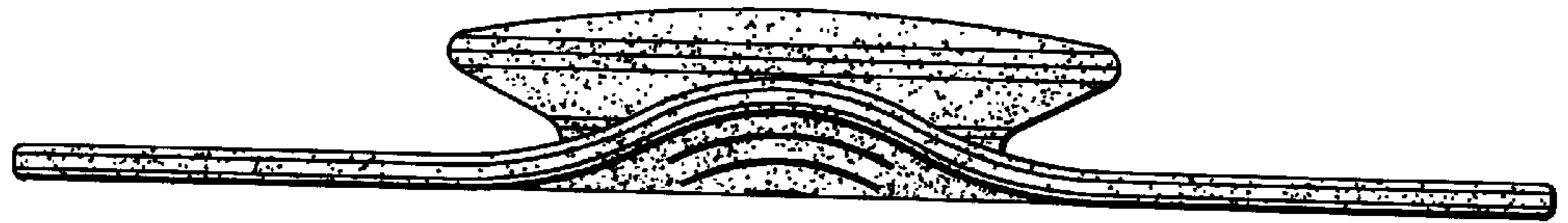


FIG. 5

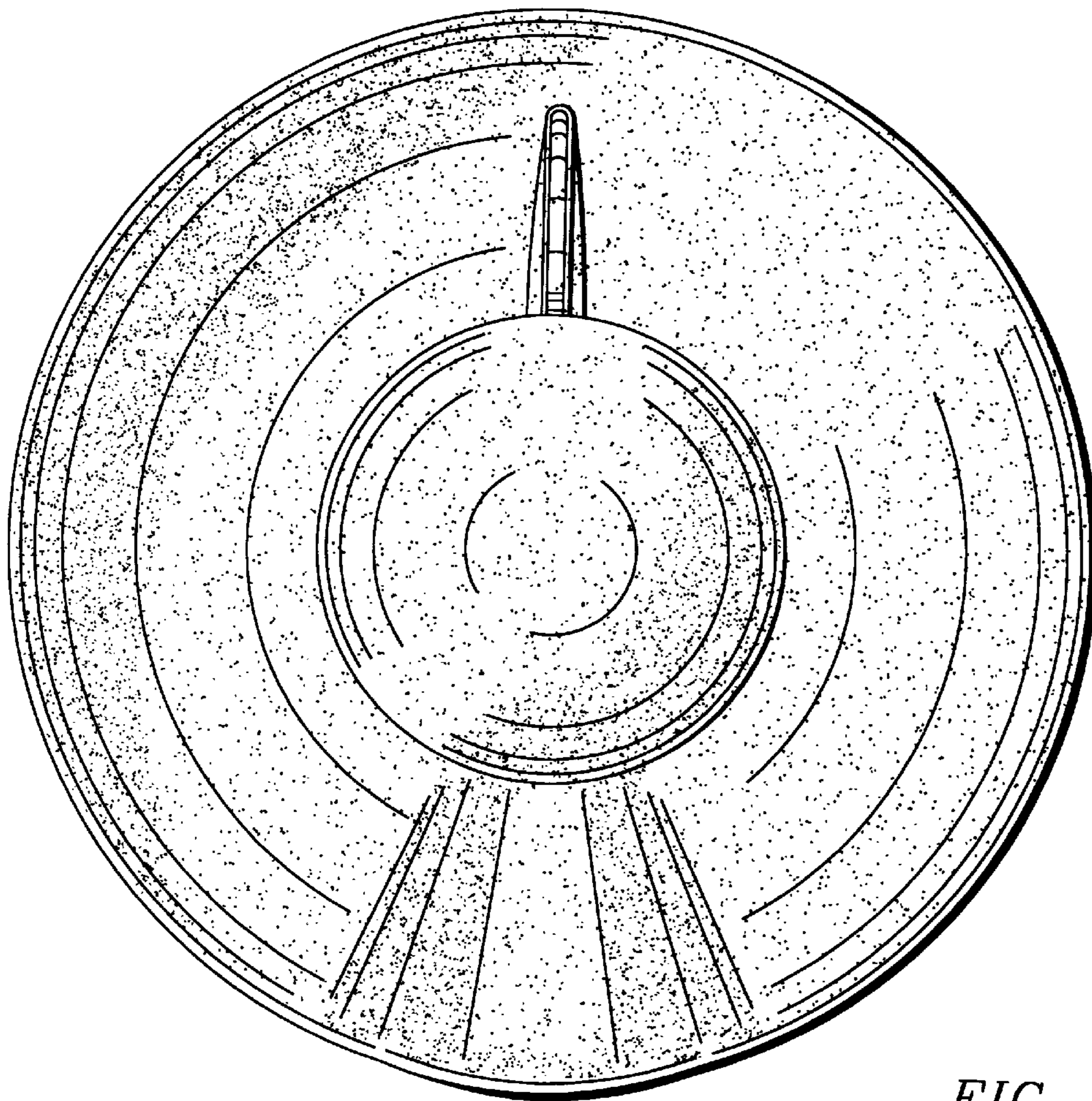


FIG. 6