



US00D419350S

**United States Patent** [19]  
**Baron**

[11] **Patent Number: Des. 419,350**  
[45] **Date of Patent: \*\* Jan. 25, 2000**

[54] **BROCHURE HOLDER**  
[75] Inventor: **Peter Baron**, Waterloo, Australia  
[73] Assignee: **Australian Slatwall Industries, Pty Ltd**, Waterloo, Australia  
[\*\*] Term: **14 Years**

D. 232,201	7/1974	Hoffman	.....	D6/553 X
D. 279,744	7/1985	Kellogg	.....	D6/553 X
D. 280,466	9/1985	Seltzer et al.	.....	D6/553 X
D. 301,101	5/1989	Meyer	.....	D6/553 X
D. 308,784	6/1990	Liptak	.....	D6/553
D. 334,676	4/1993	Liptak	.....	D6/553
2,988,229	6/1961	Cohen et al.	.....	211/65 X
5,441,153	8/1995	LaHaye	.....	206/581 X

[21] Appl. No.: **29/083,245**  
[22] Filed: **Feb. 5, 1998**

*Primary Examiner*—Brian N. Vinson  
*Attorney, Agent, or Firm*—Colin P. Abrahams

**Related U.S. Application Data**

[63] Continuation-in-part of application No. 29/050,361, Feb. 15, 1996, abandoned.

[51] **LOC (7) Cl.** ..... **08-08**  
[52] **U.S. Cl.** ..... **D6/553**  
[58] **Field of Search** ..... D6/553, 556, 558,  
D6/567, 569, 573, 574; D3/303; 211/65,  
55, 56, 50, 45, 126, 128; 40/651; 206/581,  
823, 443

[57] **CLAIM**

The ornamental design for brochure holder, as shown.

**DESCRIPTION**

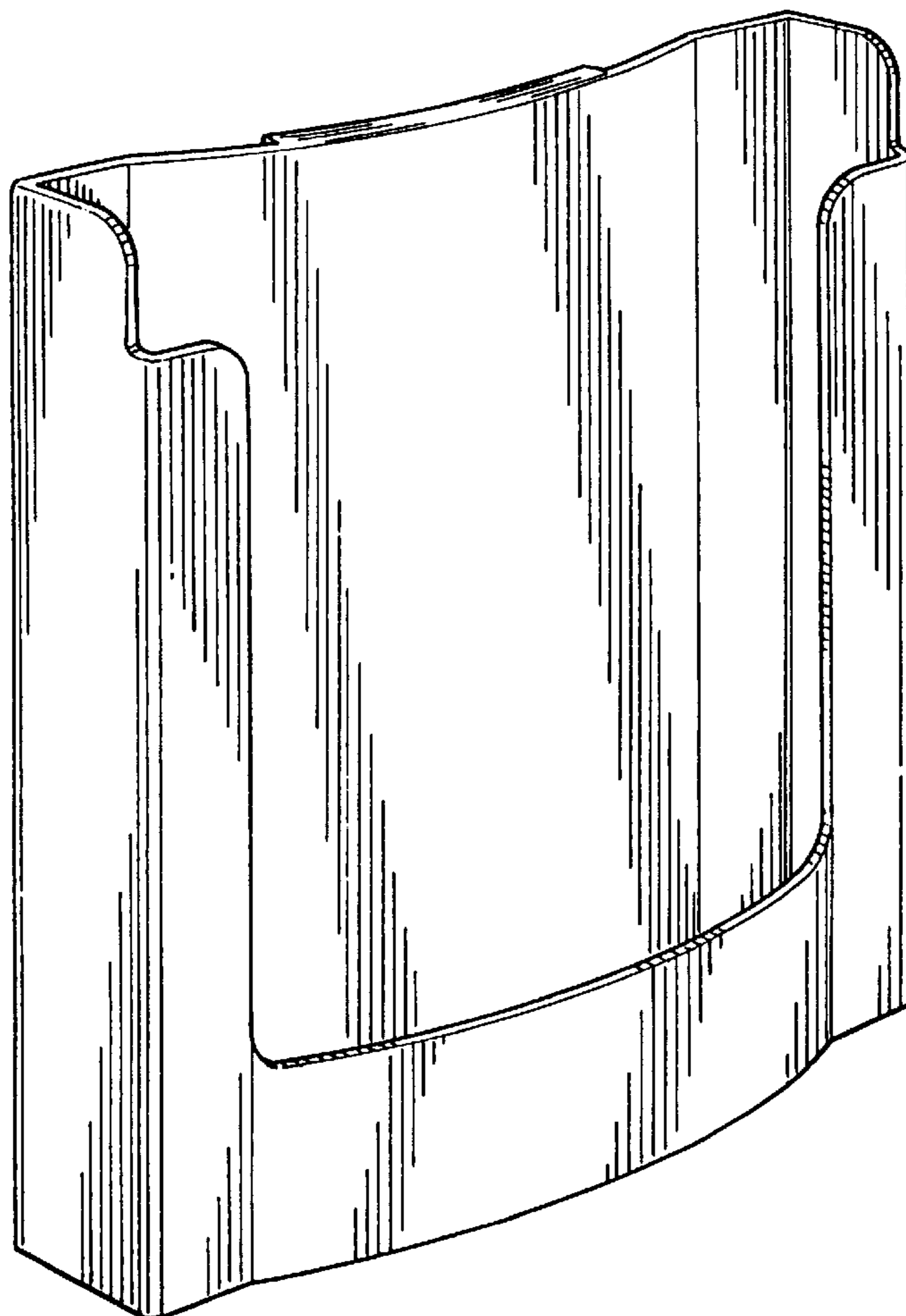
FIG. 1 is a top, front, and left side perspective view of a brochure holder showing my new design;  
FIG. 2 is a front elevational view thereof;  
FIG. 3 is a right side elevational view thereof; and,  
FIG. 4 is a top plan view thereof.

[56] **References Cited**

**U.S. PATENT DOCUMENTS**

D. 168,131 11/1952 Touart, Jr. .... D6/553 X

**1 Claim, 3 Drawing Sheets**



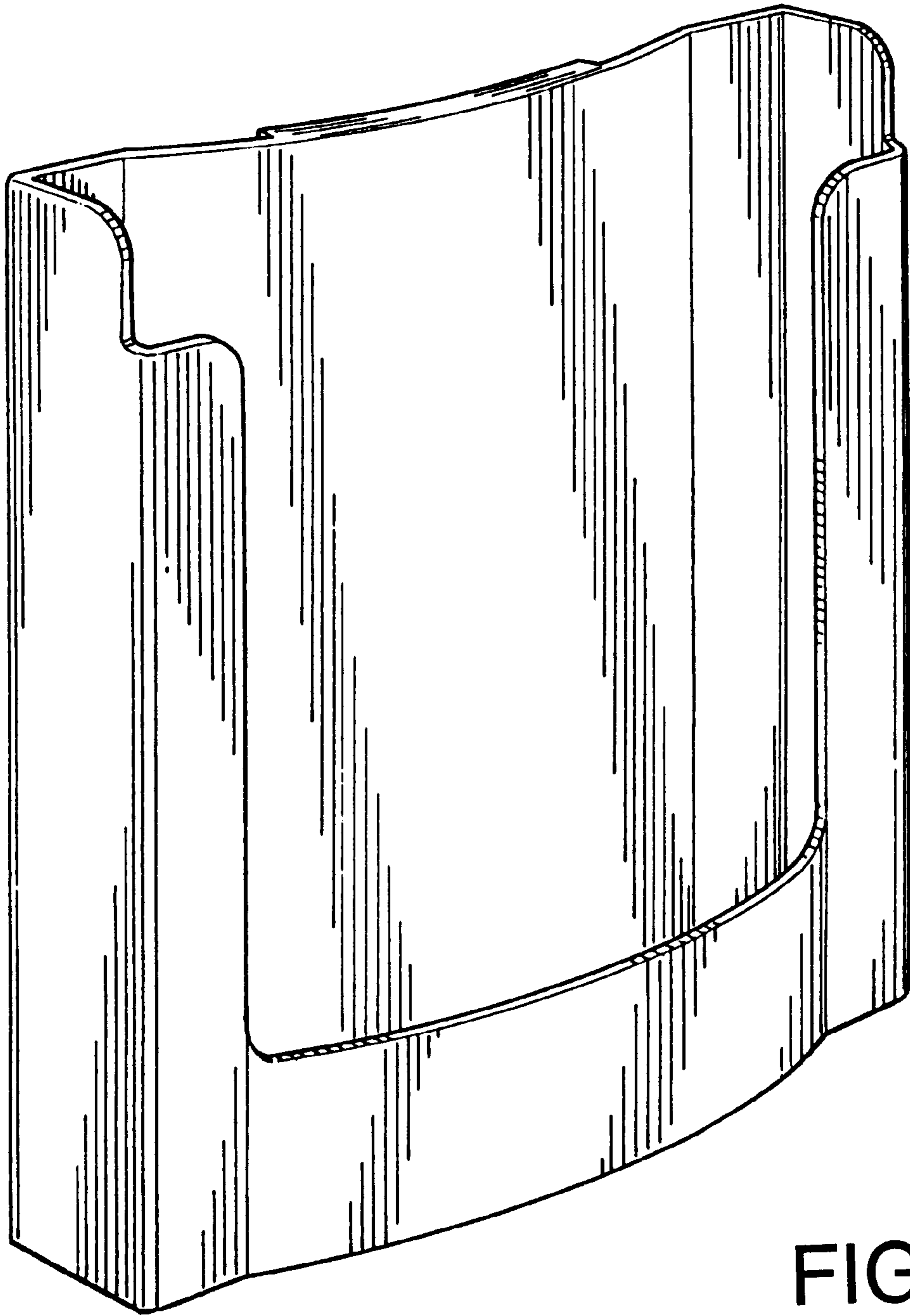


FIG. 1

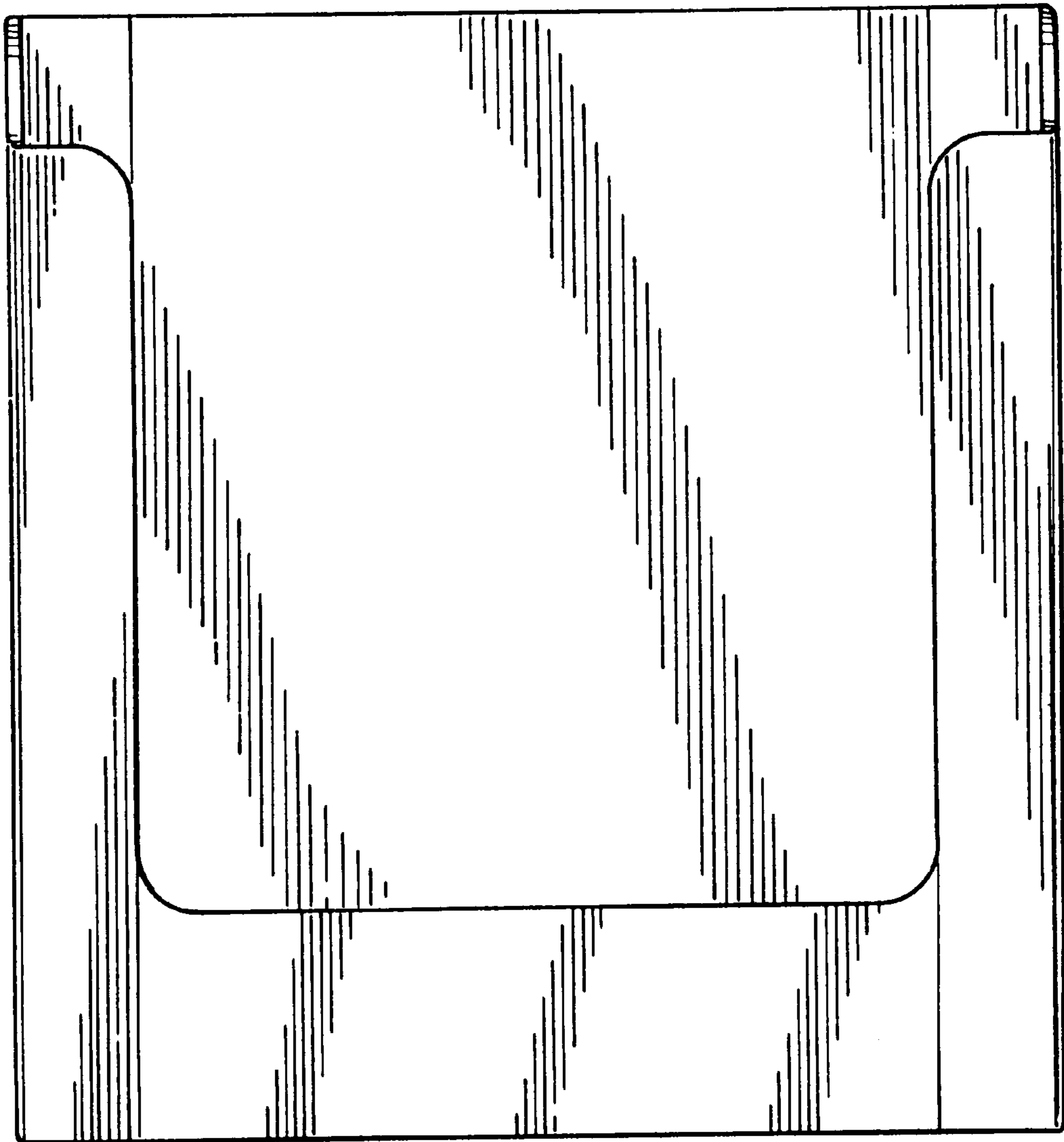


FIG. 2

FIG. 3

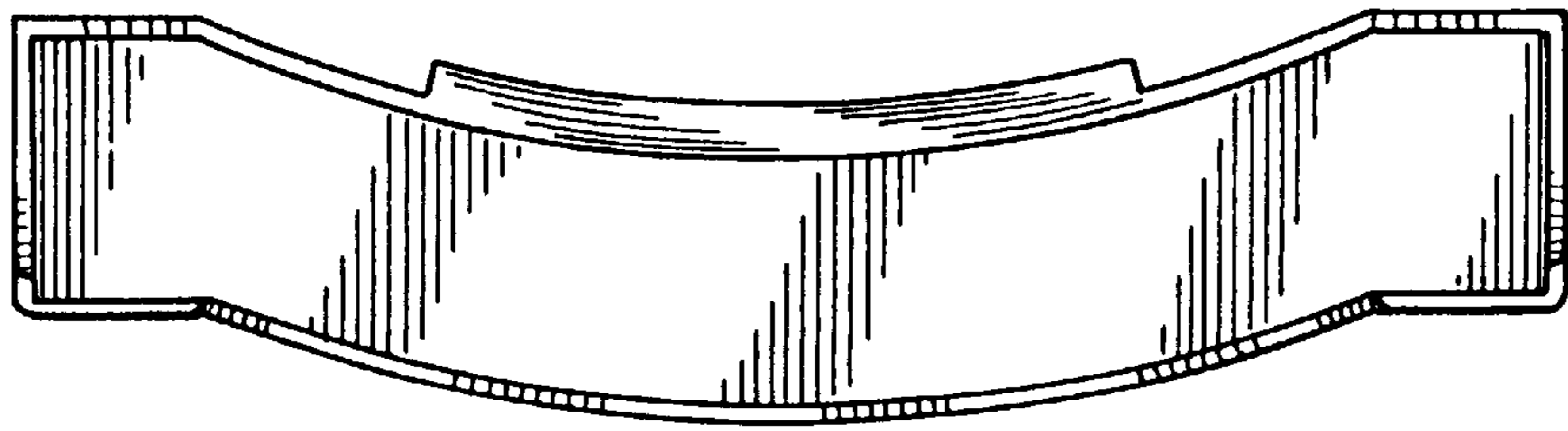
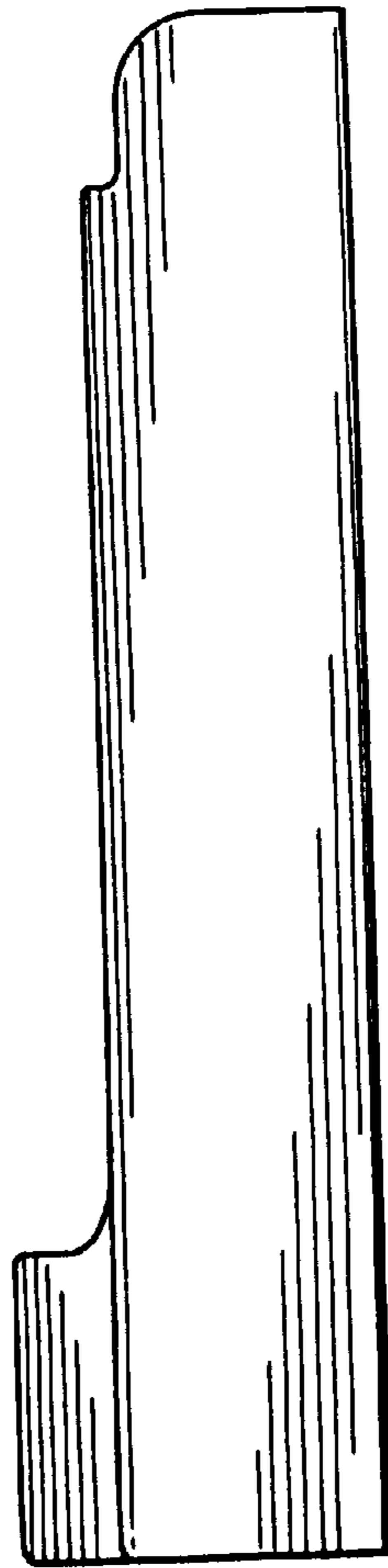


FIG. 4