



US00D419340S

United States Patent [19]

Swensson et al.

[11] Patent Number: **Des. 419,340**

[45] Date of Patent: **** Jan. 25, 2000**

[54] **END TABLE**

[75] Inventors: **Earl S. Swensson**, Franklin; **David S. Gilbert**, Hermitage, both of Tenn.

[73] Assignee: **Wellness, LLC**, Nashville, Tenn.

[**] Term: **14 Years**

[21] Appl. No.: **29/101,823**

[22] Filed: **Mar. 11, 1999**

[51] **LOC (7) Cl.** **06-03**

[52] **U.S. Cl.** **D6/486; D6/482; D6/495**

[58] **Field of Search** D6/480-489, 495, D6/423, 427, 349; 108/150, 153.1, 157.1, 161; 312/140.1, 140.2; 297/461, 462

[56] **References Cited**

U.S. PATENT DOCUMENTS

D. 144,045	3/1946	Fletcher	D6/423
D. 279,059	6/1985	Tekel	D6/482
D. 302,215	7/1989	Fontanelli	D6/335
D. 326,194	5/1992	Lewis	D6/446
D. 327,186	6/1992	Tarlow	D6/441
D. 330,644	11/1992	Bellini et al.	D6/422
D. 330,654	11/1992	Bareiss	D6/495
D. 331,164	11/1992	Deimen et al.	D6/484
D. 333,053	2/1993	Hosoe	D6/482
D. 333,230	2/1993	Bareiss	D6/495
D. 336,191	6/1993	Deimen et al.	D6/511
D. 338,789	8/1993	Rizzi	D6/486
D. 341,507	11/1993	Harvey et al.	D6/482
D. 342,634	12/1993	Barlow-Lawson	D6/511

D. 352,407	11/1994	Rizzi	D6/482
D. 367,774	3/1996	Wood, Jr.	D6/422
D. 371,699	7/1996	Muller-Deisig et al.	D6/482
D. 383,017	9/1997	Kelly et al.	D6/482
D. 390,382	2/1998	Schwartz	D6/480

OTHER PUBLICATIONS

Intrex Monoforms, c1984, p. 31.

Primary Examiner—Janice E. Seeger
Attorney, Agent, or Firm—Lucian Wayne Beavers; Wadley & Patterson


[57] **CLAIM**

The ornamental design for an end table, as shown and described.

DESCRIPTION

FIG. 1 is a front perspective view showing the end table of applicants' invention.
FIG. 2 is a top view of the end table of applicants' invention.
FIG. 3 is a front elevation of the end table of applicants' invention.
FIG. 4 is a right side elevation of the end table of applicants' invention.
FIG. 5 is a left side elevation of the end table of applicants' invention.
FIG. 6 is a rear elevation view of the end table of applicants' invention; and,
FIG. 7 is a bottom view of the end table of applicants' invention.

1 Claim, 2 Drawing Sheets






FIG. 1

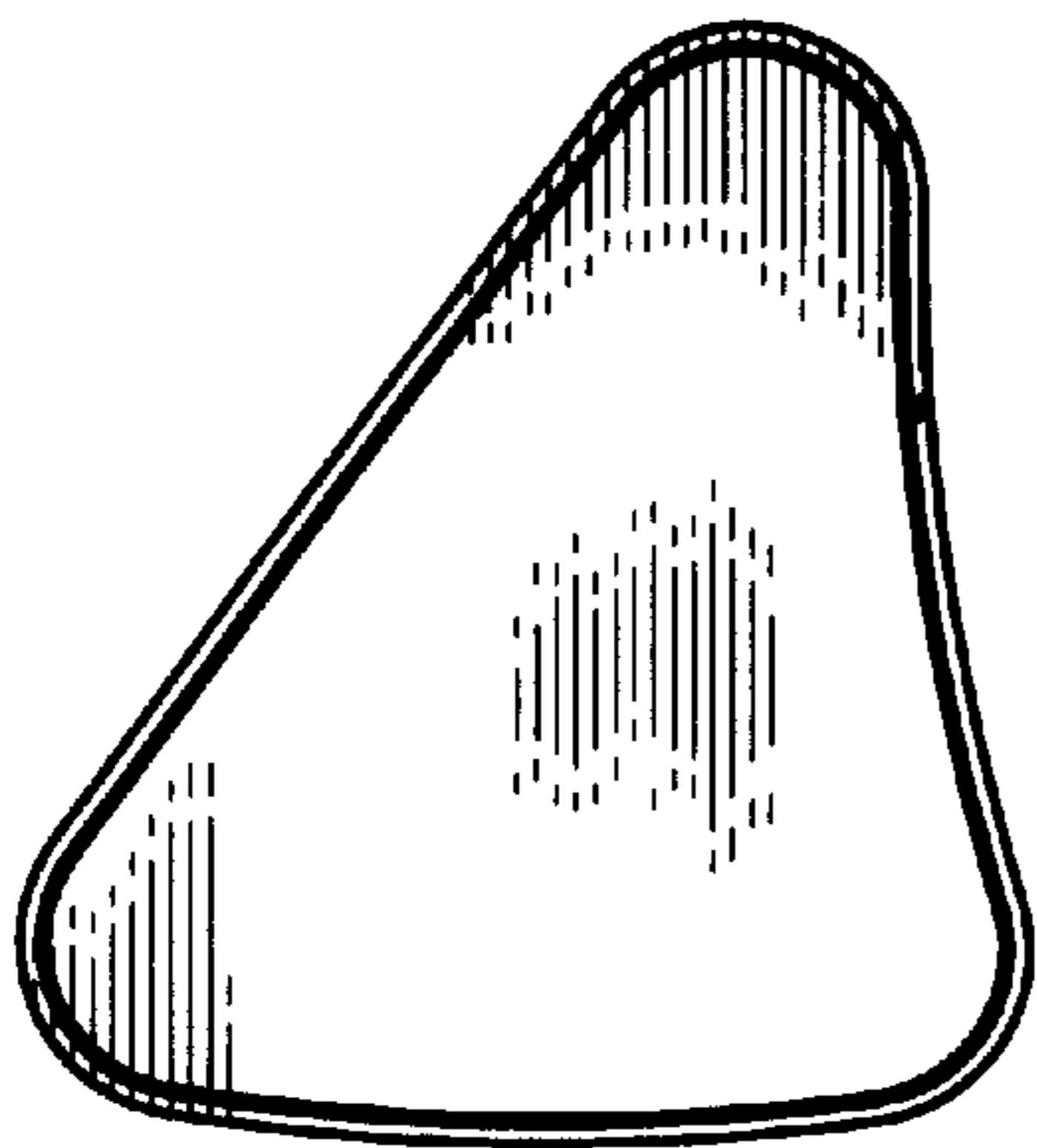


FIG. 2

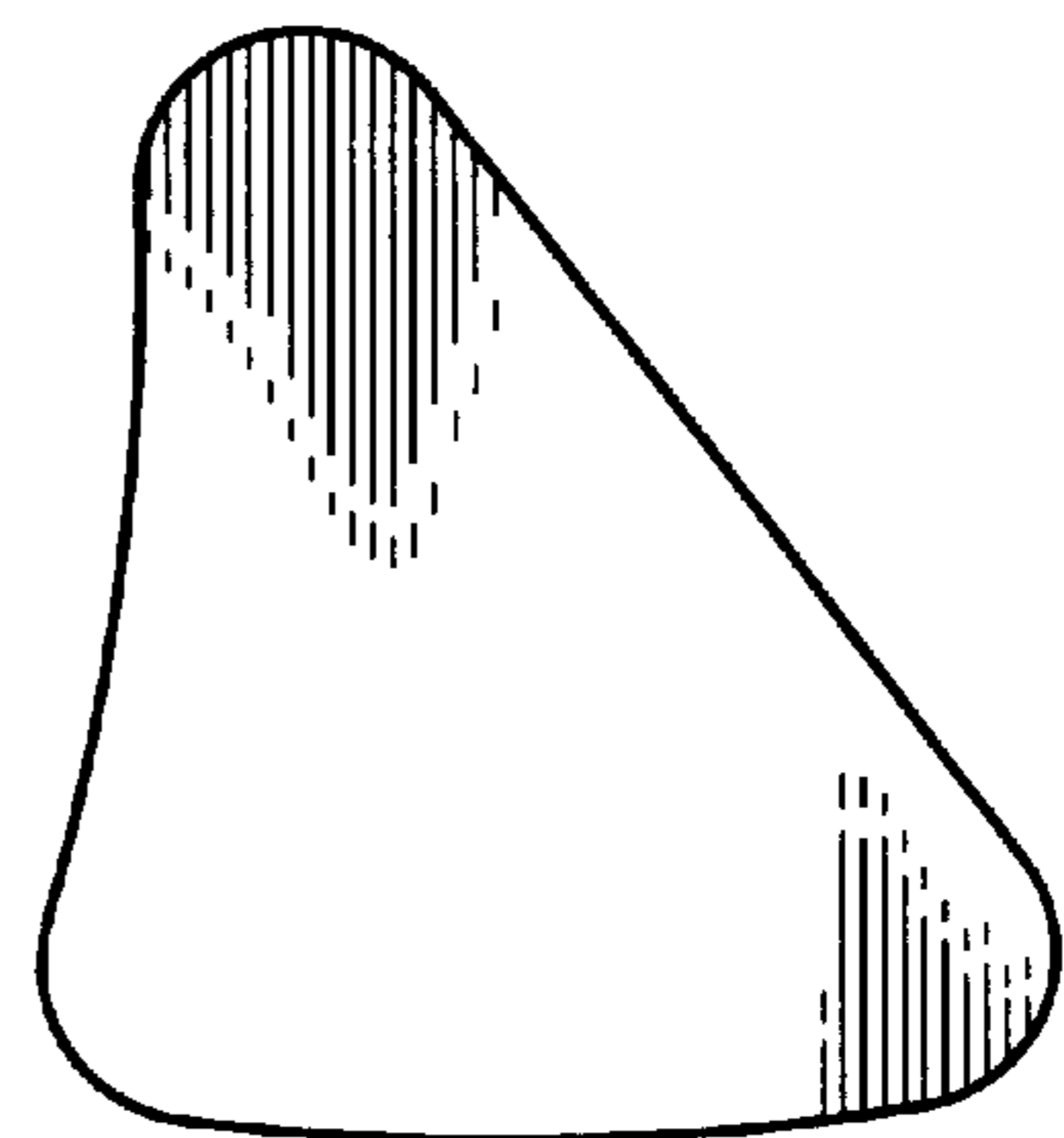


FIG. 7

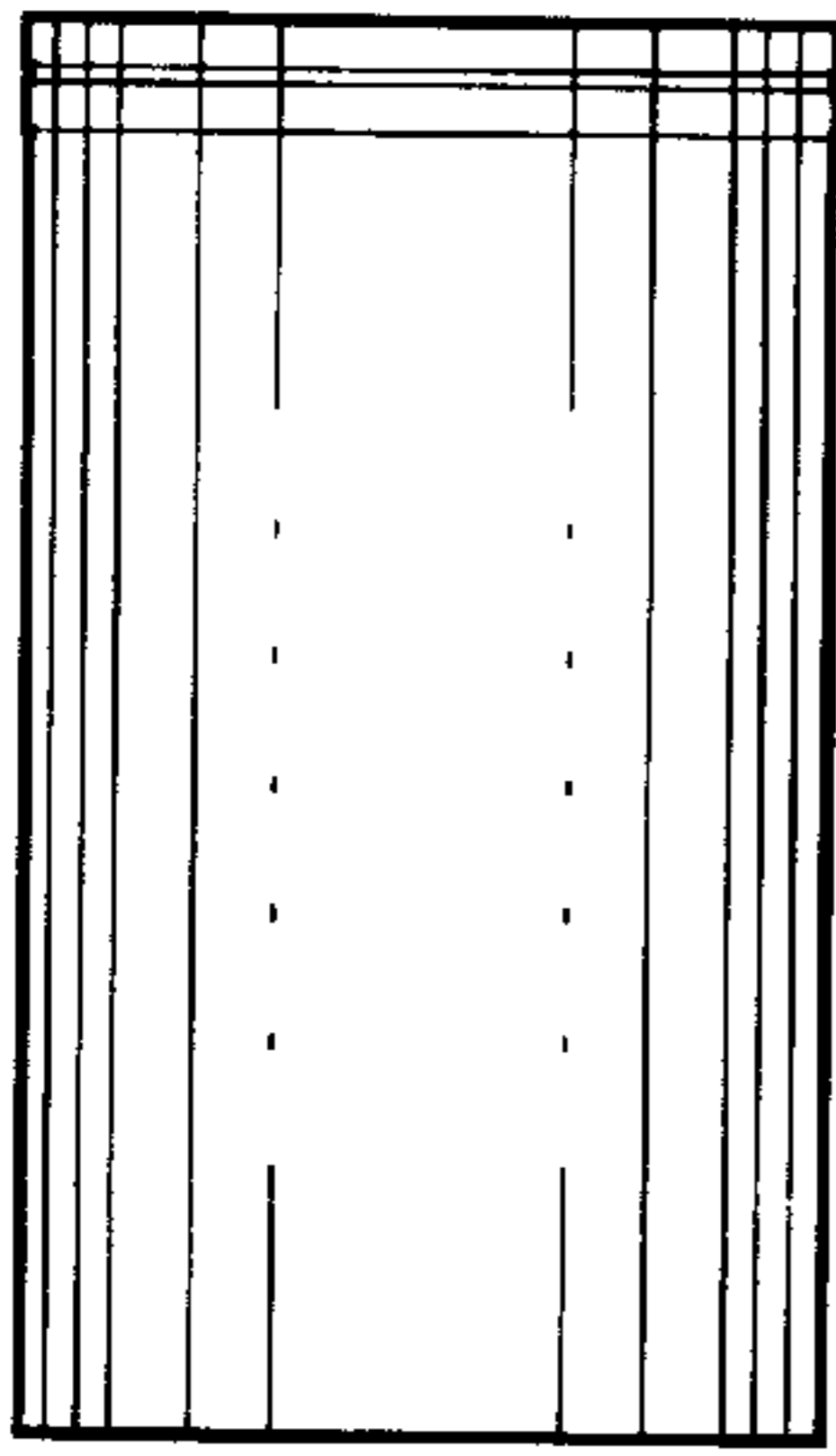


FIG. 3

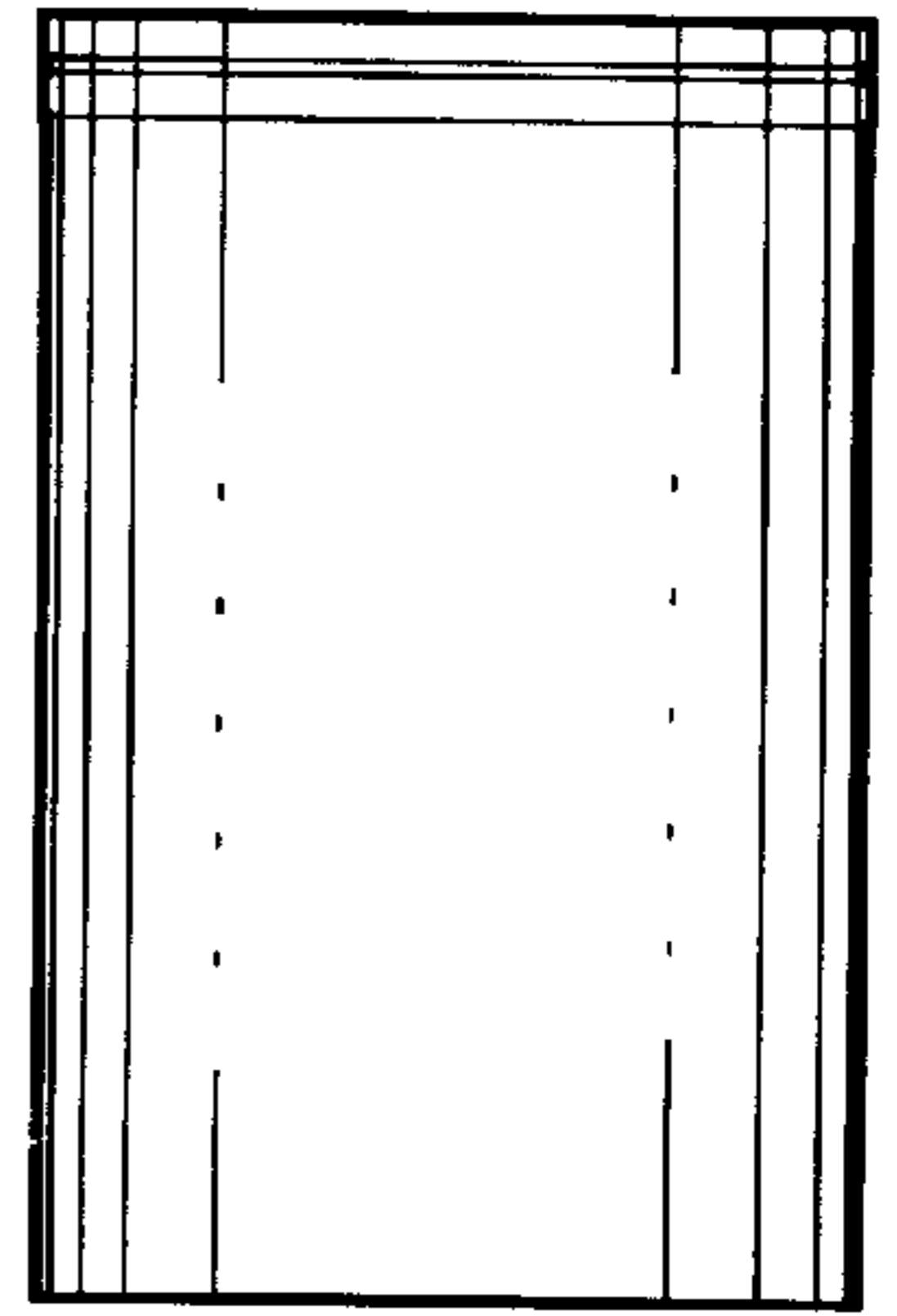


FIG. 4

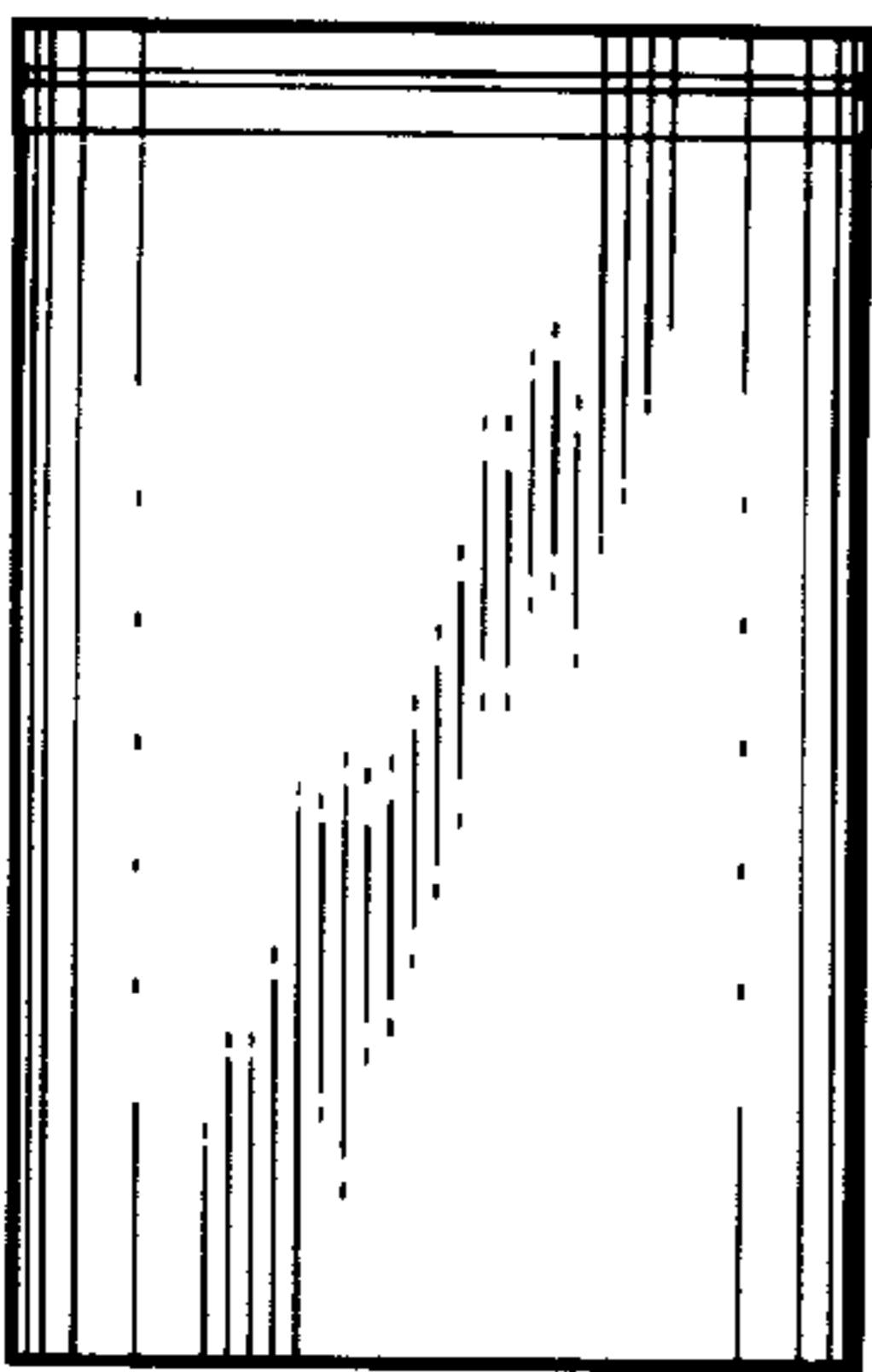


FIG. 5

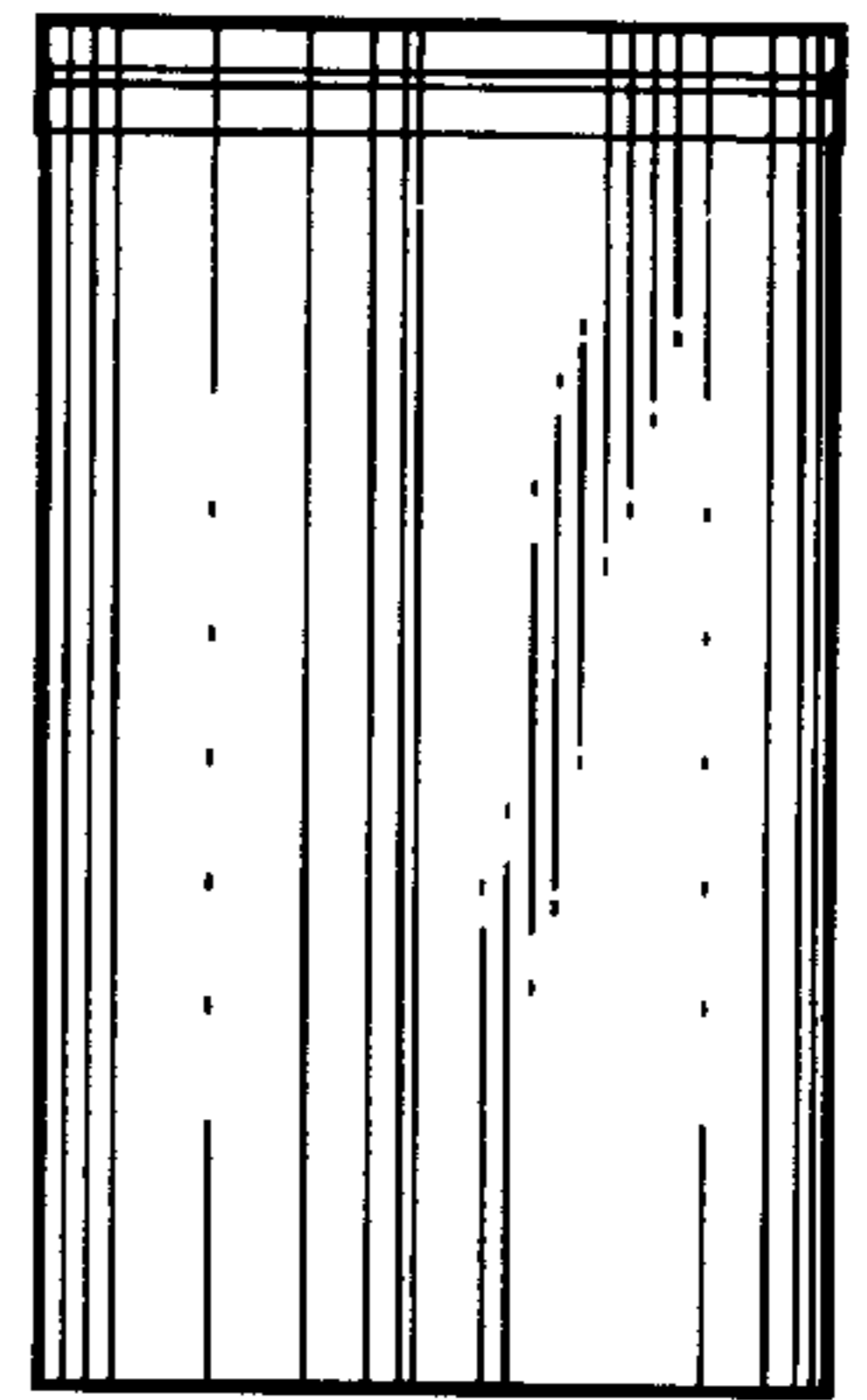


FIG. 6